

## **HPPD-resistant cotton response and weed management systems using isoxaflutole**

Authors: Foster, Delaney C., Dotray, Peter A., Thompson, Corey N., Baldwin, Gregory B., and Moore, Frederick T.

Source: Weed Technology, 36(5) : 671-677

Published By: Weed Science Society of America

URL: <https://doi.org/10.1017/wet.2022.68>

---

BioOne Complete ([complete.BioOne.org](https://complete.bioone.org)) is a full-text database of 200 subscribed and open-access titles in the biological, ecological, and environmental sciences published by nonprofit societies, associations, museums, institutions, and presses.






Your use of this PDF, the BioOne Complete website, and all posted and associated content indicates your acceptance of BioOne's Terms of Use, available at [www.bioone.org/terms-of-use](https://www.bioone.org/terms-of-use).

Usage of BioOne Complete content is strictly limited to personal, educational, and non - commercial use. Commercial inquiries or rights and permissions requests should be directed to the individual publisher as copyright holder.

---

BioOne sees sustainable scholarly publishing as an inherently collaborative enterprise connecting authors, nonprofit publishers, academic institutions, research libraries, and research funders in the common goal of maximizing access to critical research.

# HPPD-resistant cotton response and weed management systems using isoxaflutole

Delaney C. Foster<sup>1</sup> , Peter A. Dotray<sup>2</sup> , Corey N. Thompson<sup>3</sup> ,  
Gregory B. Baldwin<sup>4</sup>  and Frederick T. Moore<sup>5</sup> 

## Research Article

**Cite this article:** Foster DC, Dotray PA, Thompson CN, Baldwin GB, Moore FT (2022) HPPD-resistant cotton response and weed management systems using isoxaflutole. *Weed Technol.* **36**: 671–677. doi: [10.1017/wet.2022.68](https://doi.org/10.1017/wet.2022.68)

Received: 8 March 2022

Revised: 22 June 2022

Accepted: 1 August 2022

First published online: 3 October 2022

### Associate Editor:

Daniel Stephenson, Louisiana State University Agricultural Center

### Nomenclature:

Isoxaflutole; Palmer amaranth; *Amaranthus palmeri* S. Wats. AMAPA; cotton; *Gossypium hirsutum* L.

### Keywords:

Preemergence; EPOST; MPOST

### Author for Correspondence:

Delaney C. Foster, Department of Plant and Soil Science, Texas Tech University, Box 42122, Lubbock, TX  
Email: [dfoste37@vols.utk.edu](mailto:dfoste37@vols.utk.edu)

<sup>1</sup>Former Graduate Research Assistant, Department of Plant and Soil Science, Texas Tech University, Lubbock, TX, USA; <sup>2</sup>Professor and Rockwell Chair of Weed Science, Department of Plant and Soil Science, Texas Tech University with Joint Appointment with Texas A&M AgriLife Research and Extension Service, Lubbock, TX, USA; <sup>3</sup>Former Research and Development Specialist, BASF Corporation, Lubbock, TX, USA; <sup>4</sup>Cotton Herbicide Trait Development Manager, BASF Corporation, Research Triangle Park, NC, USA and <sup>5</sup>Head of Trait Development, BASF Corporation, Lubbock, TX, USA

## Abstract

The southern United States produces 90% of the nation's cotton, and the Texas High Plains is the largest contiguous cotton producing region. Since 2011, glyphosate-resistant Palmer amaranth has complicated cotton production, and alternatives to glyphosate are needed. Integrating soil residual herbicides into a weed management program is a crucial step to control glyphosate resistant weeds before emergence. The recent development of *p*-hydroxyphenylpyruvate dioxygenase (HPPD)-resistant cotton by BASF Corporation may allow growers to use isoxaflutole in future weed management programs. In 2019 and 2020, field experiments were conducted in New Deal, Lubbock, and Halfway, Texas, to evaluate HPPD-resistant cotton response to isoxaflutole applied preemergence (PRE) or early postemergence (EPOST) and to determine the efficacy of isoxaflutole when used as part of a season-long weed management program. At the New Deal location, cotton response was observed following the EPOST application, but it never exceeded 10%. Cotton response was greatest following the PRE application in Lubbock in 2019 but did not exceed 14%. In 2020 in Lubbock, cotton was replanted due to severe weather. There was <1% cotton response following the PRE application, and maximum cotton response observed was 9% following EPOST and mid-postemergence (MPOST) applications. Cotton lint yields were not different from those of the nontreated, weed-free control at either location. In non-crop weed control studies in Halfway, all treatments controlled Palmer amaranth ≥94% 21 d after the EPOST application. Twenty-one days after the MPOST treatment, systems with isoxaflutole applied EPOST controlled Palmer amaranth by 88% to 93%, while systems with isoxaflutole PRE controlled Palmer amaranth by 94% to 98%. End-of-season Palmer amaranth control was lowest in the system without isoxaflutole (88%) and when isoxaflutole was used EPOST (88% to 91%). These studies suggest that the use of isoxaflutole in cotton weed management systems may improve season-long control of several troublesome weeds with no adverse effects on cotton yield and quality.

## Introduction

In 2018, 56% of the more than five million hectares of cotton in the United States was planted in Texas (USDA-NASS 2018). The High Plains region is the largest contiguous cotton producing region in the nation and where 66% of Texas cotton and cottonseed production is located (Plains Cotton Growers 2020). One of the most detrimental impediments to efficient cotton production is the presence of weeds. Weeds cause an average yield loss of 34% if not properly controlled (Oerke 2006). Palmer amaranth is considered the most common and troublesome weed among all broadleaf crops as well as in fruit and vegetable production (Van Wychen 2019). Palmer amaranth is native to the semi-arid southwestern United States and northwestern Mexico (Sauer 1950) and was ranked as the most common and most troublesome weed among all broadleaf crops as well as in fruit and vegetable production (Van Wychen 2019). Palmer amaranth has the greatest leaf number, biomass, and growth rate per growing degree days than roughfruit amaranth (*Amaranthus rudis* Sauer), redroot pigweed (*Amaranthus retroflexus* L.), and prostrate pigweed (*Amaranthus albus* L.; Horak and Loughin 2000). Steckel et al. (2004) determined that Palmer amaranth has the greatest germination rate of eight *Amaranthus* species studied including Powell's amaranth (*Amaranthus powelli* S. Wats.), mat amaranth (*Amaranthus blitoides* S. Wats.), slim amaranth (*Amaranthus hybridus* L.), spiny amaranth (*Amaranthus spinosus* L.), redroot pigweed, roughfruit amaranth, and prostrate pigweed. Intensive use of herbicides has led to populations of seven different herbicide-resistant weeds in Texas (Heap 2021). In a recent state-wide survey of Palmer amaranth in Texas, samples collected from the High

© The Author(s), 2022. Published by Cambridge University Press on behalf of the Weed Science Society of America. This is an Open Access article, distributed under the terms of the Creative Commons Attribution licence (<http://creativecommons.org/licenses/by/4.0/>), which permits unrestricted re-use, distribution and reproduction, provided the original article is properly cited.



Plains region of west Texas had the greatest number of populations that were resistant or less sensitive to glyphosate, pyriithobac, and atrazine (Garetson et al. 2019).

Cotton growers rely on a number of strategies to manage weeds including cultivation, cultivar selection, cover crops, and herbicides. Controlling herbicide-resistant Palmer amaranth before it emerges can be achieved using soil-residual herbicides (Young 2006). In cotton, an 8-wk weed-free period after emergence is needed to prevent yield loss due to weed competition (Buchanan and Burns 1970). Cotton lint yield linearly decreased as Palmer amaranth density increased at a rate of 7.6% for every Palmer amaranth plant present (Morgan et al. 2001). In Georgia, Palmer amaranth that emerged between the 12- and 17-leaf stage of cotton had no effect on yield, whereas earlier emerging weeds decreased lint yield (MacRae et al. 2013). In stripper cotton, the presence of Palmer amaranth at harvest decreased efficiency and increased harvest time up to 2.5-fold (Smith et al. 2000). Smith et al. also reported an increase in foreign matter and trash in cotton lint prior to ginning in the presence of  $\geq 650$  Palmer amaranth plants  $\text{ha}^{-1}$ . Preemergence (PRE) herbicides are available for use in cotton; however, weed resistance and crop selectivity limit the utility of these herbicides in certain geographic areas and production systems (Heap 2021).

Isoxaflutole is a Group 27 herbicide (categorized as such by the Weed Science Society of America) that inhibits the essential enzyme *p*-hydroxyphenylpyruvate dioxygenase, also known as HPPD (WSSA 2021). *P*-hydroxyphenylpyruvate inhibitors are part of a larger group of carotenoid biosynthesis inhibitors. Herbicides in this group deplete plastoquinones, essential electron acceptor molecules in the carotenoid biosynthetic pathway that are essential for plant life, because they protect chlorophyll molecules from photooxidation. This generates singlet oxygen in the absence of carotenoids (Beaudegnies et al. 2009). Once the carotenoid biosynthesis pathway is blocked and the formation of new is carotenoids stopped, all new plant growth displays symptomology that resembles “bleaching,” or white-colored meristematic tissue (Lee et al. 1997). Lipid peroxidation causes eventual plant death.

Isoxaflutole received registration by the U.S. Environmental Protection Agency in 1998 and has been used to control annual grasses and broadleaf weeds in field corn (*Zea mays* L.; EPA 1998). When used as part of a PRE herbicide program, isoxaflutole provided up to 95% Palmer amaranth control 3 wk after application (Meyer et al. 2016). Johnson et al. (2012) found that isoxaflutole controlled Palmer amaranth by 87% to 99% 8 wk after application. While current cotton varieties do not tolerate HPPD inhibitors, BASF Corporation has developed HPPD-resistant cotton that will allow growers to use isoxaflutole in future weed management programs pending regulatory approvals of the transgenic trait. The objectives of these studies were to determine HPPD-resistant cotton response to isoxaflutole and to evaluate season-long weed management programs that include isoxaflutole applied PRE or early postemergence (EPOST).

## Materials and Methods

### Cotton Response Experiments

Field experiments were conducted in 2019 and 2020 at the Texas Tech University New Deal Research Farm (33.73°N, 101.73°W) near New Deal, TX, and at the BASF Corporation Breeding and Trait Development Research Farm (33.58°N, 101.77°W) in Lubbock, TX. The soil type at the New Deal location was a

Pullman clay loam (46% sand, 20% silt, and 34% clay), pH 8.1, and with <1% organic matter. The soil type at the Lubbock location was an Amarillo fine sandy loam (66% sand, 15% silt, and 19% clay), pH 8.4, and less than 1% organic matter. An experimental HPPD-resistant cotton variety with a Coker background was planted in New Deal on May 15, 2019, and May 16, 2020; and in Lubbock on May 29, 2019, and May 26, 2020. At the Lubbock site in 2020, high winds destroyed emerged cotton on June 9, so cotton was replanted on existing beds with minimal soil disturbance on June 11. The target planting density at both locations was 145,000 plants  $\text{ha}^{-1}$ . Each location received supplemental irrigation throughout the season. At New Deal, trifluralin (479 g ai  $\text{L}^{-1}$ ; Agri Star, Ankeny, IA) at 1.12 kg ai  $\text{ha}^{-1}$  was applied and incorporated twice to a depth of 5 cm using a rolling cultivator on April 9, 2019, and March 25, 2020. Plots were maintained weed-free throughout the season by hand-weeding, cultivation, and use of clethodim (Select<sup>®</sup>, 240 g ai  $\text{L}^{-1}$ ; Valent, San Ramon, CA) at 0.25 kg ai  $\text{ha}^{-1}$  plus 1% vol/vol crop oil concentrate. At Lubbock, a blanket treatment of trifluralin at 0.84 kg ai  $\text{ha}^{-1}$  was applied and incorporated to a depth of 5 cm using a tandem double disc lister on March 18, 2019, and April 1, 2020. To aid in weed control at the Lubbock location, S-metolachlor (Dual Magnum<sup>®</sup>, 913 g ai  $\text{L}^{-1}$ ; Syngenta Crop Protection, Greensboro, NC) at 1.07 kg ai  $\text{ha}^{-1}$  was applied over the entire trial area on May 28 and July 11 in 2019, and May 28 in 2020, and diuron (Direx<sup>®</sup>, 479 g ai  $\text{L}^{-1}$ ; Adama, Raleigh, NC) at 0.9 kg ai  $\text{ha}^{-1}$  was applied under a hooded sprayer on July 28, 2020. At New Deal, yield data were collected per plot using a two-row John Deere 7445 cotton stripper, and at Lubbock with a John Deere 7460 cotton stripper, both equipped with calibrated load cells to determine plot yield.

Plot size was four 101.6-cm rows, by 7.6 m in length with the center two rows receiving herbicide treatments. Treatments were arranged in a randomized complete block design with four replication (Table 1). All herbicides were applied using a CO<sub>2</sub>-pressurized backpack sprayer equipped with AIXR 11002 nozzles (TeeJet<sup>®</sup> Technologies, Glendale Heights, IL) calibrated to deliver 140 L  $\text{ha}^{-1}$  at 4.85 kph using 220 kPa.

Visual cotton response was evaluated on a 0% to 100% scale (0% being no visual response and 100% being all plants dead; Frans et al. 1986) at both locations 14, 7, and 10 d after PRE, EPOST, and postemergence directed (PDIR) applications, respectively. Cotton stand was recorded in 2 m from the center two rows 21 d after the PRE application except in Lubbock in 2020, where stand was recorded 21 d after the replanting, which was 37 d after the initial PRE application. The height of six plants chosen randomly per plot (three from each of the center two rows) was recorded by measuring plants to the tallest part of the growing point 14 d after the EPOST application and just prior to harvest.

A 25-boll sample was collected at random from the center two rows of each plot just prior to mechanical harvest. Samples were ginned on a 20-saw tabletop gin to calculate lint percentage. Fiber samples were sent to Texas Tech's Fiber and Biopolymer Institute in Lubbock, TX, in 2019, and to BASF Corporation's internal laboratory in Leland, MS, in 2020, for fiber quality analysis using high-volume instrumenting testing. Lint yield was calculated on a per plot basis by multiplying plot yield by the lint percentage from the 25-boll sample.

### Weed Management Studies

In 2019 and 2020, non-crop field experiments were conducted at the Texas A&M AgriLife Research Center (34.18°N, 101.94°W) in

**Table 1.** Herbicide treatments, rates, and application timings used in crop response and non-crop weed control experiments at all sites in 2019 and 2020.<sup>a</sup>

Treatment <sup>b</sup>	Herbicide <sup>c</sup>	Rate	Application timing	Cotton growth stage	Weed height in nontreated
		kg ai or ae ha <sup>-1</sup>			cm
1	Nontreated control				
2	Prometryn	1.35	PRE	PRE	PRE
	S-metolachlor + glufosinate	1.4 + 0.88	EPOST	2- to 4- leaf	8-10
	Glyphosate + glufosinate	2.1 + 0.88	MPOST	Squaring	20-30
	Diuron	1.12	PDIR	Full bloom	36-50
3	Isoxaflutole + prometryn	0.11 + 1.35	PRE	PRE	PRE
	Dimethenamid + glufosinate	0.84 + 0.88	EPOST	2- to 4- leaf	8-10
	Glyphosate + glufosinate	2.1 + 0.88	MPOST	Squaring	20-30
4	Isoxaflutole + pendimethalin	0.11 + 1.12	PRE	PRE	PRE
	Dimethenamid + glufosinate	0.84 + 0.88	EPOST	2- to 4- leaf	8-10
	Glyphosate + glufosinate	2.1 + 0.88	MPOST	Squaring	20-30
5	Isoxaflutole + prometryn + pendimethalin	0.11 + 1.35 + 1.12	PRE	PRE	PRE
	Dimethenamid + glufosinate	0.84 + 0.88	EPOST	2- to 4- leaf	8-10
	Glyphosate + glufosinate	2.1 + 0.88	MPOST	Squaring	20-30
6	Isoxaflutole + prometryn	0.11 + 0.67	PRE	PRE	PRE
	S-metolachlor + glufosinate	1.4 + 0.88	EPOST	2- to 4- leaf	8-10
	Glyphosate + glufosinate	2.1 + 0.88	MPOST	Squaring	20-30
	Diuron	1.12	PDIR	Full bloom	36-50
7	Isoxaflutole + prometryn	0.11 + 1.35	PRE	PRE	PRE
	S-metolachlor + glufosinate	1.4 + 0.88	EPOST	2- to 4-leaf	8-10
	Glyphosate + glufosinate	2.1 + 0.88	MPOST	Squaring	20-30
	Diuron	1.12	PDIR	Full bloom	36-50
8	Isoxaflutole + fluometuron	0.11 + 1.12	PRE	PRE	PRE
	S-metolachlor + glufosinate	1.4 + 0.88	EPOST	2- to 4-leaf	8-10
	Glyphosate + glufosinate	2.1 + 0.88	MPOST	Squaring	20-30
	Diuron	1.12	PDIR	Full bloom	36-50
9	Prometryn	1.35	PRE	PRE	PRE
	Isoxaflutole + glufosinate	0.11 + 0.88	EPOST	2- to 4-leaf	8-10
	Glyphosate + glufosinate	2.1 + 0.88	MPOST	Squaring	20-30
	Diuron	1.12	PDIR	Full bloom	36-50
10	Prometryn	1.35	PRE	PRE	PRE
	Isoxaflutole + glufosinate + glyphosate	0.11 + 0.88 + 2.1	EPOST	2- to 4-leaf	8-10
	Glyphosate + glufosinate	2.1 + 0.88	MPOST	Squaring	20-30
	Diuron	1.12	PDIR	Full bloom	36-50
11	Isoxaflutole + prometryn	0.11 + 1.35	PRE	PRE	PRE
	S-metolachlor + dicamba + glyphosate	1.4 + 0.56 + 2.1	EPOST	2- to 4-leaf	8-10
	Dicamba + glyphosate	0.56 + 2.1	MPOST	Squaring	20-30
12	Prometryn	1.35	PRE	PRE	PRE
	Isoxaflutole + dicamba + glyphosate	0.11 + 0.56 + 2.1	EPOST	2- to 4-leaf	8-10
	Dicamba + glyphosate	0.56 + 2.1	MPOST	Squaring	20-30

<sup>a</sup>Abbreviations: EPOST, early postemergence; MPOST, mid-postemergence; PDIR, postemergence-directed; PRE, preemergence.<sup>b</sup>Treatments 11 and 12 were used in weed control experiments only.<sup>c</sup>Ammonium sulfate (2.82 kg ha<sup>-1</sup>) was added to all treatments containing glufosinate.**Table 2.** Cotton response 14 d after planting at the New Deal and Lubbock sites in 2019 and 2020.

Preemergence herbicides <sup>c</sup>	Cotton response <sup>a,b</sup>		
	New Deal	Lubbock	
	2019/2020	2019	2020
	%		
Prometryn	3 bc	6 bc	0
Isoxaflutole + fluometuron	1 c	1 c	1
Isoxaflutole + prometryn	5 ab	14 a	0
Isoxaflutole + prometryn + pendimethalin	6 a	9 ab	1
Isoxaflutole + ½ prometryn	2 c	4 bc	2
Isoxaflutole + pendimethalin	1 c	1 c	1

<sup>a</sup>Treatment means within a column followed by the same or no letter do not statistically differ according to Tukey's highly significant difference test at  $\alpha = 0.05$ .<sup>b</sup>Cotton response data were combined across years for New Deal but separated for Lubbock.<sup>c</sup>All herbicides were used according to labeled rates in kg ai ha<sup>-1</sup>: prometryn at 1.35, isoxaflutole at 0.11, fluometuron at 1.12, and pendimethalin at 1.12, except where ½ prometryn (0.675 kg ha<sup>-1</sup>) is specified.

Halfway, TX. The soil was a Pullman clay loam (22.5% sand, 44.5% silt, and 33% clay), pH 8.4, and less than 1% organic matter. A blanket treatment of trifluralin at 1.12 kg ai ha<sup>-1</sup> was applied and incorporated to a depth of 5 cm using a field cultivator on March 5, 2019, and March 6, 2020. All herbicide treatments (Table 1) were applied using a CO<sub>2</sub>-pressurized backpack sprayer equipped with AIXR 11002 nozzles (TeeJet® Technologies) calibrated to deliver 140 L ha<sup>-1</sup> at 4.82 kph using 220 kPa. Overhead sprinkler irrigation was used to supplement rainfall and activate preemergence herbicides within 48 h of application using 1.9 cm of water.

Palmer amaranth control was evaluated on a 0% to 100% scale (0% being no control and 100% being no Palmer amaranth present; Frans et al. 1986) 14 and 21 d after the PRE application, 21 d after the EPOST and mid-postemergence applications, and 10 d after the PDIR application. Palmer amaranth density was recorded by counting the total number of plants present between the center two rows of four 101.6-cm rows, by 102 cm in length 21 d after

**Table 3.** Cotton heights 14 d after the EPOST application at the New Deal and Lubbock sites in 2019 and 2020.<sup>a</sup>

Herbicide system <sup>d</sup>		Cotton height <sup>b,c</sup>		
		New Deal	Lubbock	
PRE	EPOST <sup>e</sup>	2019/2020	2019	2020
cm				
Nontreated		25 a	22 a	28 a
Prometryn	S-metolachlor + glufosinate	24 ab	21 a	26 ab
Isoxaflutole + prometryn	Dimethenamid + glufosinate	23 b	20 ab	25 ab
Isoxaflutole + pendimethalin	Dimethenamid + glufosinate	23 b	20 ab	24 b
Isoxaflutole + prometryn + pendimethalin	Dimethenamid + glufosinate	23 b	19 b	26 ab
Isoxaflutole + ½ prometryn	S-metolachlor + glufosinate	24 ab	20 ab	27 ab
Isoxaflutole + prometryn	S-metolachlor + glufosinate	24 ab	20 ab	24 b
Isoxaflutole + fluometuron	S-metolachlor + glufosinate	24 ab	21 a	25 ab
Prometryn	Isoxaflutole + glufosinate	23 b	20 ab	24 b
Prometryn	Isoxaflutole + glufosinate + glyphosate	24 ab	21 a	26 ab

<sup>a</sup>Abbreviations: EPOST, early postemergence; PRE, preemergence.<sup>b</sup>Cotton height data were combined across years for the New Deal site but separated for Lubbock.<sup>c</sup>Treatment means within a column followed by the same or no letter do not statistically differ according to Tukey's honestly significant difference test at  $\alpha = 0.05$ .<sup>d</sup>All herbicides were used according to labeled rates in kg ai ha<sup>-1</sup>: prometryn at 1.35, isoxaflutole at 0.11, fluometuron at 1.12, pendimethalin at 1.12, S-metolachlor at 1.4, dimethenamid at 0.84, glufosinate at 0.88, and glyphosate at 2.1, except where ½ prometryn (0.675 kg ha<sup>-1</sup>) is specified.<sup>e</sup>Ammonium sulfate (2.52 kg ha<sup>-1</sup>) was included in all treatments containing glufosinate.**Table 4.** Cotton lint yield for the New Deal and Lubbock sites in 2019 and 2020 trials.<sup>a</sup>

Herbicide system <sup>d</sup>				Cotton lint yield <sup>b,c</sup>		
				New Deal	Lubbock	
PRE	EPOST <sup>e</sup>	MPOST	PDIR	2019/2020	2019	2020
kg ha <sup>-1</sup>						
Nontreated				1416	730	1729
Prometryn	S-metolachlor + glufosinate	Glufosinate + glyphosate	Diuron	1425	718	1685
Isoxaflutole + prometryn	Dimethenamid + glufosinate	Glufosinate + glyphosate	—	1329	707	1632
Isoxaflutole + pendimethalin	Dimethenamid + glufosinate	Glufosinate + glyphosate	—	1235	688	1686
Isoxaflutole + prometryn + pendimethalin	Dimethenamid + glufosinate	Glufosinate + glyphosate	—	1214	675	1628
Isoxaflutole + ½ prometryn	S-metolachlor + glufosinate	Glufosinate + glyphosate	Diuron	1332	706	1714
Isoxaflutole + prometryn	S-metolachlor + glufosinate	Glufosinate + glyphosate	Diuron	1332	723	1613
Isoxaflutole + fluometuron	S-metolachlor + glufosinate	Glufosinate + glyphosate	Diuron	1367	758	1544
Prometryn	Isoxaflutole + glufosinate	Glufosinate + glyphosate	Diuron	1353	680	1654
Prometryn	Isoxaflutole + glufosinate + glyphosate	Glufosinate + glyphosate	Diuron	1367	688	1650

<sup>a</sup>Abbreviations: EPOST, early postemergence; MPOST, mid-postemergence; PDIR, postemergence-directed; PRE, preemergence.<sup>b</sup>Cotton lint yield data were combined across years for the New Deal site but separated for Lubbock.<sup>c</sup>Treatment means within a column followed by the same or no letter do not statistically differ according to Tukey's honestly significant difference test at  $\alpha = 0.05$ .<sup>d</sup>All herbicides were used according to labeled rates in kg ai ha<sup>-1</sup>: prometryn at 1.35, isoxaflutole at 0.11, fluometuron at 1.12, pendimethalin at 1.12, S-metolachlor at 1.4, dimethenamid at 0.84, glufosinate at 0.88, glyphosate at 2.1, and diuron at 1.12, except where ½ prometryn (0.675 kg ha<sup>-1</sup>) is specified.<sup>e</sup>Ammonium sulfate (2.52 kg ha<sup>-1</sup>) was included in all treatments containing glufosinate.**Table 5.** Palmer amaranth control 21 d after PRE application at the Halfway, TX, site in 2019 and 2020 trials.<sup>a</sup>

Palmer amaranth control <sup>b</sup>	
PRE herbicide treatment <sup>c</sup>	2019/2020 <sup>d</sup>
	%
Prometryn	89 b
Isoxaflutole + fluometuron	100 a
Isoxaflutole + prometryn	99 a
Isoxaflutole + prometryn + pendimethalin	100 a
Isoxaflutole + ½ prometryn	97 ab
Isoxaflutole + pendimethalin	94 ab

<sup>a</sup>Abbreviation: PRE, preemergence.<sup>b</sup>Treatment means within a column followed by the same or no letter do not statistically differ according to Tukey's honestly significant difference test at  $\alpha = 0.05$ .<sup>c</sup>All herbicides were used according to labeled rates in kg ha<sup>-1</sup>: prometryn at 1.35, isoxaflutole at 0.11, fluometuron at 1.12, and pendimethalin at 1.12, except where ½ prometryn (0.675 kg ha<sup>-1</sup>) is specified.<sup>d</sup>Palmer amaranth control data were combined across years.

the EPOST applications. Total in-season irrigation was 95 mm and 398 mm in 2019 and 2020, respectively. Total in-season rainfall was 233 mm in 2019 and 123 mm in 2020.

### Data Analysis

Data were analyzed using the GLIMMIX procedure with SAS software (version 9.4; SAS Institute Inc., Cary, NC) for analysis of variance and Tukey's highly significant difference at  $\alpha = 0.05$ . For cotton response experiments, locations were analyzed separately. For experiments at the Lubbock site, years also were analyzed separately because of the need to replant cotton in 2020. Year was considered a random effect at the New Deal site and in the weed management experiments at the Halfway site to broaden the inference space and account for environmental variability when making a recommendation (Blouin et al. 2011; Carmer et al. 1989; Moore and Dixon 2014).



**Table 6.** Palmer amaranth control and counts 21 d after the EPOST application at the Halfway, TX, site in 2019 and 2020 trials.<sup>a</sup>

Weed control system <sup>b,c</sup>		Palmer amaranth control <sup>d</sup>	Palmer amaranth density
PRE	EPOST	2019/2020 <sup>e</sup>	
		%	plants ha <sup>-1</sup>
Nontreated			40,365 a
Prometryn	S-metolachlor + glufosinate	95	3,834 b
Isoxaflutole + prometryn	Dimethenamid + glufosinate	100	404 b
Isoxaflutole + pendimethalin	Dimethenamid + glufosinate	98	1,009 b
Isoxaflutole + prometryn + pendimethalin	Dimethenamid + glufosinate	100	605 b
Isoxaflutole + ½ prometryn	S-metolachlor + glufosinate	98	807 b
Isoxaflutole + prometryn	S-metolachlor + glufosinate	99	1,412 b
Isoxaflutole + fluometuron	S-metolachlor + glufosinate	100	672 b
Prometryn	Isoxaflutole + glufosinate	94	3,498 b
Prometryn	Isoxaflutole + glufosinate + glyphosate	95	4,777 b
Isoxaflutole + prometryn	S-metolachlor + dicamba + glyphosate	99	269 b
Prometryn	Isoxaflutole + dicamba + glyphosate	96	2,355 b

<sup>a</sup>Abbreviations: EPOST, early postemergence; PRE, preemergence.

<sup>b</sup>All herbicides were used according to labeled rates in kg ai or ae ha<sup>-1</sup>: prometryn at 1.35, isoxaflutole at 0.11, fluometuron at 1.12, pendimethalin at 1.12, S-metolachlor at 1.4, dimethenamid at 0.84, glufosinate at 0.88, glyphosate at 2.1, and dicamba at 0.56, except where ½ prometryn (0.675 kg ha<sup>-1</sup>) is specified.

<sup>c</sup>Ammonium sulfate (2.52 kg ha<sup>-1</sup>) was included in all treatments containing glufosinate.

<sup>d</sup>Treatment means within a column followed by the same or no letter do not statistically differ according to Tukey's honestly significant difference test at  $\alpha = 0.05$ .

<sup>e</sup>Palmer amaranth control and density data were combined across years.

## Results and Discussion

### Cotton Response Experiments

At 14 d after the PRE treatment, cotton response (stunting and chlorosis) was  $\leq 6\%$  for all treatments at the New Deal site (Table 2). At the Lubbock site in 2019, cotton response ranged from 1% to 14%, with isoxaflutole plus fluometuron or pendimethalin applied PRE resulting in 1% injury to cotton and isoxaflutole plus prometryn PRE resulting in 14% cotton injury. Synergism has been observed between the herbicides that inhibit photosystem II and those that inhibit *p*-hydroxyphenylpyruvate dioxygenase, which could explain the increase in cotton response following the application of isoxaflutole and prometryn in combination (Abendroth et al. 2006; Woodyard et al. 2009). However, in 2020 at the Lubbock site, cotton response was  $< 3\%$  14 d after replanting (31 d after the PRE application) and was similar for all treatments. Similarly, in HPPD-resistant soybean (*Glycine max* L. Merr.), Schultz et al. (2015) observed  $\leq 2\%$  injury following PRE application of isoxaflutole at rates up to 0.14 kg ai ha<sup>-1</sup>. Cotton response and densities were similar among treatments and the nontreated control at all locations and years (data not shown).

At the New Deal site, cotton height in the nontreated control was 25 cm, while cotton height in herbicide-treated plots ranged from 23 to 24 cm 14 d after the EPOST treatments (Table 3). Isoxaflutole plus prometryn, pendimethalin, and prometryn plus pendimethalin followed by (fb) dimethenamid plus glufosinate as well as prometryn fb isoxaflutole plus glufosinate resulted in a 1-cm decrease in cotton height. In 2019 at the Lubbock site, cotton height in the nontreated control was 22 cm. Isoxaflutole plus prometryn plus pendimethalin fb dimethenamid plus glufosinate resulted in a 3-cm decrease in cotton height. In 2020, cotton height was 28 cm in the nontreated control, and it was decreased by 4 cm with the use of isoxaflutole plus pendimethalin fb dimethenamid plus glufosinate, isoxaflutole plus prometryn fb S-metolachlor plus glufosinate, and prometryn fb isoxaflutole plus glufosinate.

At the New Deal site, cotton lint yield ranged from 1,214 to 1,425 kg ha<sup>-1</sup> and did not differ from that of the nontreated control, which yielded 1,416 kg ha<sup>-1</sup> (Table 4). At the Lubbock site in 2019, cotton lint yield ranged from 675 to 758 kg ha<sup>-1</sup>, and yields

following all herbicide treatments did not differ from that of the nontreated control (730 kg ha<sup>-1</sup>). In 2020, lint yield ranged from 1,544 to 1729 kg ha<sup>-1</sup>, and yields for all herbicide treatments were similar to that of the nontreated control (1,729 kg ha<sup>-1</sup>).

### Weed Management Studies

At 21 d after the PRE application, all treatments containing isoxaflutole controlled Palmer amaranth by  $\geq 94\%$ , while prometryn provided 89% control of Palmer amaranth (Table 5). Isoxaflutole plus fluometuron and isoxaflutole plus prometryn plus pendimethalin provided complete control of Palmer amaranth. All treatments controlled Palmer amaranth by  $\geq 94\%$  21 d after the EPOST application (Table 6). Palmer amaranth density 21 d after the EPOST treatment ranged from 269 to 4,777 plants ha<sup>-1</sup> in herbicide-treated plots and 40,365 plants ha<sup>-1</sup> in the nontreated control. When compared to the nontreated control, all systems that included isoxaflutole applied PRE decreased Palmer amaranth density by 96% to 99%, whereas treatments with isoxaflutole applied EPOST decreased Palmer amaranth density by 88% to 94%. Prometryn fb S-metolachlor plus glufosinate decreased Palmer amaranth density by 90%, which was similar to all isoxaflutole treatments and density was greatly reduced when compared to the nontreated control. End-of-season weed control was similar among all herbicide combinations (Table 7). It is important to note that this weed management research was conducted on bare-ground in the absence of a crop to shade the ground, and should be considered a worst-case scenario and may not fully reflect these weed management programs when used with crops.

When applied to corn fields, isoxaflutole applied PRE alone fb glufosinate POST controlled Palmer amaranth by 91% at the end of the season (Stephenson and Bond 2012). Similar to this new technology in cotton, a variety of soybean tolerance to isoxaflutole also has been developed. When used in soybean fields, isoxaflutole at 105 g plus metribuzin, a common PRE treatment in soybean, provided full-season residual control of *Amaranthus* species (Smith et al. 2019). In cotton, fluometuron and prometryn are common PRE herbicides, both of which increased season-long broadleaf weed control compared to a POST-only system

**Table 7.** Palmer amaranth control 10 d after the POST-directed application at the Halfway, TX, site in 2019 and 2020 trials.<sup>a</sup>

PRE	Weed control system <sup>b</sup>			Palmer amaranth control	
	EPOST <sup>c</sup>	MPOST	PDIR	2019/2020 <sup>d</sup>	
				%	
Prometryn	S-metolachlor + glufosinate	Glufosinate + glyphosate	Diuron	88	
Isoxaflutole + prometryn	Dimethenamid + glufosinate	Glufosinate + glyphosate	—	90	
Isoxaflutole + pendimethalin	Dimethenamid + glufosinate	Glufosinate + glyphosate	—	87	
Isoxaflutole + prometryn + pendimethalin	Dimethenamid + glufosinate	Glufosinate + glyphosate	—	89	
Isoxaflutole + ½ prometryn	S-metolachlor + glufosinate	Glufosinate + glyphosate	Diuron	98	
Isoxaflutole + prometryn	S-metolachlor + glufosinate	Glufosinate + glyphosate	Diuron	98	
Isoxaflutole + fluometuron	S-metolachlor + glufosinate	Glufosinate + glyphosate	Diuron	97	
Prometryn	Isoxaflutole + glufosinate	Glufosinate + glyphosate	Diuron	89	
Prometryn	Isoxaflutole + glufosinate + glyphosate	Glufosinate + glyphosate	Diuron	88	
Isoxaflutole + prometryn	S-metolachlor + dicamba + glyphosate	Dicamba + glyphosate	—	96	
Prometryn	Isoxaflutole + dicamba + glyphosate	Dicamba + glyphosate	—	91	

<sup>a</sup>Abbreviations: EPOST, early postemergence; MPOST, mid-postemergence; PDIR, postemergence-directed; PRE, preemergence.  
<sup>b</sup>All herbicides were used according to labeled rates in kg ai or ae ha<sup>-1</sup>: prometryn at 1.35, isoxaflutole at 0.11, fluometuron at 1.12, pendimethalin at 1.12, S-metolachlor at 1.40, dimethenamid at 0.84, glufosinate at 0.88, glyphosate at 2.10, dicamba at 0.56, and diuron at 1.12, except where ½ prometryn (0.675 kg ha<sup>-1</sup>) is specified.  
<sup>c</sup>Ammonium sulfate (2.52 kg ha<sup>-1</sup>) was included in all treatments containing glufosinate.  
<sup>d</sup>Palmer amaranth control data were combined across years.

(Porterfield et al. 2002; Scroggs et al. 2007). Similarly, Grichar et al. (2004) found that mixing PRE herbicides in cotton increased season-long control of *Amaranthus* species while at the same time diversifying weed control programs.

Conclusions

These studies suggests that the opportunity to use isoxaflutole in HPPD-resistant cotton weed management systems will present no adverse effects on cotton yield and fiber quality. Cotton density and lint yield were not affected by treatments of isoxaflutole applied PRE or EPOST when compared to the nontreated control. When used as part of a weed management program, whether applied PRE or EPOST, isoxaflutole effectively controlled Palmer amaranth. The opportunity to use isoxaflutole will add a novel mode of action in cotton and will provide season-long control of Palmer amaranth when integrated as part of an overall weed management program without risk of negative crop response.

**Acknowledgments.** We thank BASF Corporation and the Texas State Support Committee – Cotton Incorporated for funding this project. No other conflicts of interest are noted.

References

Abendroth JA, Martin AR, Roeth FW (2006) Plant response to combinations of mesotrione and photosystem II inhibitors. *Weed Technol* 20:267–274

Beaudegnies R, Edmunds A, Fraser T, Hall R, Hawkes T, Mitchell G, Schaetzer J, Wendeborn S, Wibley J (2009) Herbicidal 4-hydroxyphenylpyruvate dioxygenase inhibitors—a review of the triketone chemistry story from a syngenta perspective. *Bioorg Med Chem* 17:4134–4152

Blouin D, Webster E, Bond J (2011) On the analysis of combined experiments. *Weed Technol* 25:165–169

Buchanan G, Burns E (1970) Influence of weed competition on cotton. *Weed Sci* 18:149–154

Carmer S, Nyquist W, Walker W (1989) Least significant differences for combined analyses of experiments with two- or three-factor treatment designs. *Agron J* 81:665–672

[EPA] U.S. Environmental Protection Agency (1998) Pesticide Fact Sheet: Isoxaflutole. Washington: EPA. 15 p

Frans RE, Talbert R, Marx D, Crowley H (1986) Experimental design and techniques for measuring and analyzing plant response to weed control practices.

Pages 29–46 in Camper ND, ed. *Research Methods in Weed Science*. Champaign, IL: Southern Weed Science Society

Garetson R, Singh V, Singh S, Dotray P, Bagavathiannan M (2019) Distribution of herbicide-resistant Palmer amaranth (*Amaranthus palmeri*) in row crop production systems in Texas. *Weed Technol* 33:355–365

Grichar W, Besler B, Brewer K, Minton B (2004) Using soil-applied herbicides in combination with glyphosate in a glyphosate-resistant cotton herbicide program. *Crop Prot* 23:1007–1010

Heap I (2021) The International Survey of Herbicide Resistant Weeds. [www.weedscience.org](http://www.weedscience.org). Accessed: May 1, 2021

Horak M, Loughin T (2000) Growth analysis of four *Amaranthus* species. *Weed Sci* 48:347–355

Johnson W, Chahal G, Regehr D (2012) Efficacy of various corn herbicides applied preplant incorporated and preemergence. *Weed Technol* 26:220–229

Lee D, Prisbylla M, Cromartie T, Dagarin D, Howard SW, Provan W, Ellis M, Fraser T, Mutter L (1997) The discovery and structural requirements of inhibitors of *p*-hydroxyphenylpyruvate dioxygenase. *Weed Technol* 45:601–609

MacRae A, Webster T, Sosnoskie L, Culpepper A, Kichler J (2013) Cotton yield loss potential in response to length of palmer amaranth (*Amaranthus palmeri*) interference. *J Cotton Sci* 17:227–232

Meyer C, Norsworthy J, Young B, Steckel L, Bradley K, Johnson W, Loux M, Davis V, Kruger G, Bararpour M, Ikley J, Spaunhorst D, Butts T (2016) Early-season Palmer amaranth and waterhemp control from preemergence programs utilizing 4-hydroxyphenylpyruvate dioxygenase-inhibiting and auxinic herbicides in soybean. *Weed Technol* 30:67–75

Moore K, Dixon P (2014) Analysis of combined experiments revisited. *Agron J* 107:763–771

Morgan G, Baumann P, Chandler J (2001) Competitive impacts of Palmer amaranth (*Amaranthus palmeri*) on cotton (*Gossypium hirsutum*) development and yield. *Weed Technol* 15:408–412

Oerke E (2006) Crop losses to pests. *J Agric Sci* 144:31–43

Plains Cotton Growers (2020) Cotton 101. <https://plainscotton.org/cotton-101/>. Accessed: February 22, 2020

Porterfield D, Wilcut J, Askew S (2002) Weed management with CGA-362622, fluometuron, and prometryn in cotton. *Weed Sci* 50:642–647

Sauer J (1950) The Grain Amaranths: A survey of Their History and Classification. *Ann Mo Bot Gard* 1990 37:561–632

Schultz J, Weber M, Allen J, Bradley K (2015) Evaluation of weed management programs and response of FG72 soybean to HPPD-inhibiting herbicides. *Weed Technol* 29:653–664

Scroggs D, Miller D, Griffin J, Wilcut J, Blouin D, Stewart A, Vidrine P (2007) Effectiveness of preemergence herbicide and postemergence glyphosate

- programs in second-generation glyphosate-resistant cotton. *Weed Technol* 21:877–881
- Smith A, Soltani N, Kaastra A, Hooker D, Robinson D, Sikkema P (2019) Annual weed management in isoxaflutole-resistant soybean using a two-pass weed control strategy. *Weed Technol* 33:411–425
- Smith D, Baker R, Steele G (2000) Palmer amaranth (*Amaranthus palmeri*) impacts on yield, harvesting, and ginning in dryland cotton (*Gossypium hirsutum*). *Weed Technol* 14:122–126
- Steckel L, Sprague C, Stoller E, Wax L (2004) Temperature effects on germination of nine *Amaranthus* species. *Weed Sci* 52:217–221
- Stephenson D, Bond J (2012) Evaluation of thien carbazon-methyl and isoxaflutole-based herbicide programs in corn. *Weed Technol* 26:37–42
- [USDA-NASS] U.S. Department of Agriculture–National Agricultural Statistics Agency (2018) Annual Cotton Review. Pages 1–4 in *Monthly Crop Production Reports*. [https://www.nass.usda.gov/Statistics\\_by\\_State/Texas/Publications/Current\\_News\\_Release/2019\\_Rls/tx-cotton-review-2019.pdf](https://www.nass.usda.gov/Statistics_by_State/Texas/Publications/Current_News_Release/2019_Rls/tx-cotton-review-2019.pdf). Accessed: May 1, 2021
- Van Wychen L (2019) 2019 Survey of the most common and troublesome weeds in broadleaf crops, fruits, and vegetables in the United States and Canada. Weed Science Society of America National Weed Survey Dataset. [http://wssa.net/wp-content/uploads/2019-Weed-Survey\\_broadleaf-crops.xlsx](http://wssa.net/wp-content/uploads/2019-Weed-Survey_broadleaf-crops.xlsx). Accessed: May 1, 2021
- [WSSA] Weed Science Society of America (2021) Herbicide Site of Action (SOA) Classification List. <https://wssa.net/wssa/weed/herbicides/>. Accessed: May 1, 2021
- Woodyard AJ, Bollero GA, Riechers DE (2009) Broadleaf weed management in corn utilizing synergistic postemergence herbicide combinations. *Weed Technol* 23:513–518
- Young B (2006) Changes in herbicide use patterns and production practices resulting from glyphosate-resistant crops. *Weed Technol* 20:301–307