

Effects of Fertility Amendments on Weed Growth and Weed–Crop Competition: A Review

Authors: Little, Neith G., DiTommaso, Antonio, Westbrook, Anna S., Ketterings, Quirine M., and Mohler, Charles L.

Source: *Weed Science*, 69(2) : 132-146

Published By: Weed Science Society of America

URL: <https://doi.org/10.1017/wsc.2021.1>




BioOne Complete (complete.BioOne.org) is a full-text database of 200 subscribed and open-access titles in the biological, ecological, and environmental sciences published by nonprofit societies, associations, museums, institutions, and presses.

Your use of this PDF, the BioOne Complete website, and all posted and associated content indicates your acceptance of BioOne's Terms of Use, available at www.bioone.org/terms-of-use.

Usage of BioOne Complete content is strictly limited to personal, educational, and non - commercial use. Commercial inquiries or rights and permissions requests should be directed to the individual publisher as copyright holder.

BioOne sees sustainable scholarly publishing as an inherently collaborative enterprise connecting authors, nonprofit publishers, academic institutions, research libraries, and research funders in the common goal of maximizing access to critical research.

Effects of fertility amendments on weed growth and weed–crop competition: a review

Neith G. Little¹ , Antonio DiTommaso² , Anna S. Westbrook¹ ,
Quirine M. Ketterings³ and Charles L. Mohler⁴

Review

Cite this article: Little NG, DiTommaso A, Westbrook AS, Ketterings QM, Mohler CL (2021) Effects of fertility amendments on weed growth and weed–crop competition: a review. *Weed Sci.* **69**: 132–146. doi: [10.1017/wsc.2021.1](https://doi.org/10.1017/wsc.2021.1)

Received: 9 December 2020
Accepted: 29 December 2020
First published online: 12 January 2021

Associate Editor:

William Vencill, University of Georgia

Keywords:

Compost; fertilizers; intercropping; macronutrients; manure; nitrogen; organic amendments; phosphorus; potassium; weed–crop competition

Author for correspondence:

Antonio DiTommaso, 903 Bradfield Hall,
Cornell University, Ithaca, NY 14853.
Email: ad97@cornell.edu

¹Graduate Student, Section of Soil and Crop Sciences, School of Integrative Plant Science, Cornell University, Ithaca, NY, USA; ²Professor, Section of Soil and Crop Sciences, School of Integrative Plant Science, Cornell University, Ithaca, NY, USA; ³Professor, Department of Animal Science, Cornell University, Ithaca, NY, USA and ⁴Senior Research Associate, Section of Soil and Crop Sciences, School of Integrative Plant Science, Cornell University, Ithaca, NY, USA

Abstract

Macronutrient inputs to annual cropping systems can benefit weeds as well as crops, sometimes decreasing or eliminating the benefits of fertilization. This interaction between fertility management and integrated weed management is becoming increasingly important as these fields increase their focus on efficiency and prevention, respectively. The risk of increased weed competition reflects the fact that weed biomass and height may be highly responsive to nitrogen, phosphorus, and/or potassium. This generalization is supported by monoculture studies of species such as redroot pigweed (*Amaranthus retroflexus* L.), common lambsquarters (*Chenopodium album* L.), and barnyardgrass [*Echinochloa crus-galli* (L.) P. Beauv.] and by ecological theory. However, field studies indicate variation in the effects of macronutrients on weed–crop competition and crop yield, even within species groups. To address challenges in interpreting, comparing, and extrapolating from these diverse reports, we propose a conceptual framework that summarizes the mechanisms underlying observed variation within and between studies. This framework highlights functional traits and trends that help predict yield outcomes in binary weed–crop interactions. Important factors include timing of emergence, maximum heights of the weed and crop, and relative responsiveness to the added nutrient. We also survey recent work on the effects of nutrient source (e.g., the composition of organic amendments) on weed–crop competition. Because different sources vary in their nutrient release dynamics and supplied nutrient ratios, they may have dramatically different effects on weed–crop competition and crop yield. Finally, we offer a guide to best practices for studies of fertility effects on weed–crop competition. Although this review highlights several topics requiring further research, including fertility effects on multispecies interactions and interactions with other environmental factors, emerging methods offer considerable promise. Ultimately, an improved understanding of nutrient effects on weed–crop competition will contribute to the efficient and effective management of diverse cropping systems.

Introduction

The relationships between fertility management and integrated weed management have long been recognized but remain difficult to combine into a single decision-making framework. Fertility amendments frequently influence weed–crop competition (Buhler 2002; DiTommaso 1995; Zimdahl 2018), but these effects vary between and within systems. Fertility management is also guided by many considerations other than weeds, including direct effects of nutrients on crop yield and environmental health over short and long timescales. These considerations have sometimes dominated decision making, with any undesirable impacts on weed–crop competition being addressed through herbicide applications. However, overreliance on herbicides has become increasingly problematic with the global rise in herbicide-resistant weeds (Délye et al. 2013; Mortensen et al. 2012; Norsworthy et al. 2012; Powles and Yu 2010). The growing market for organic food has also increased the number of cropping systems in which aggressive weed competition must be either prevented or addressed with alternative methods (Badgley et al. 2007; Hughtner et al. 2007; Seufert et al. 2012). At the same time, efforts to reduce negative environmental consequences of fertilization, such as groundwater contamination and eutrophication (Carpenter et al. 1998; Conley et al. 2009; Spalding and Exner 1993), often focus on increasing partial factor productivities for added nutrients. Thus, the effects of nutrient addition on weed–crop competition may be increasingly relevant to both integrated weed management and fertility management.

The study of weed–crop competition draws on broader theories of competition. One foundational idea is the principle of competitive exclusion, which states that two functionally identical species competing for the same limited resources will not achieve stable coexistence (Gause

© The Author(s), 2021. Published by Cambridge University Press on behalf of the Weed Science Society of America. This is an Open Access article, distributed under the terms of the Creative Commons Attribution licence (<http://creativecommons.org/licenses/by/4.0/>), which permits unrestricted re-use, distribution, and reproduction in any medium, provided the original work is properly cited.



1934). This principle not only explains dominance (suppression) but also predicts that competition will result in niche differentiation. Both species, particularly the lesser competitor, will undergo selection for traits that reduce niche overlap as well as traits that increase competitive ability. Although there are limits to the extent to which plants can differentiate their resource requirements, niche differentiation (e.g., the use of different soil nutrient pools) may be an important influence on competitive dynamics in agroecosystems (Smith et al. 2010). Niche-based perspectives have been opposed by neutral theories, which argue that differences between individuals and/or species have weak impacts on ecological dynamics (Caswell 1976; Hubbell 2001). Priority effects play a prominent role in modern neutral theories (as in the work on island biogeography that preceded them [MacArthur and Wilson 1967]) and in studies of weed–crop competition with variable emergence timing. Niche and neutral theories are not mutually exclusive (Adler et al. 2007; Leibold and McPeck 2006; Matthews and Whittaker 2014) but sometimes differ in their applicability to different topics. For example, niche theory underlies the C-S-R theory of Grime (1977, 1979), which claims that species adapted to low-stress, low-disturbance habitats may be effective competitors for multiple limiting resources. Although agricultural weeds are well adapted to disturbed habitats, many weeds also exhibit traits associated with this group of competitors, such as dense leaf canopies or extensive root systems. An alternate hypothesis, the R^* theory, argues that species have a competitive advantage when they require less of a limiting resource than their competitors (Tilman 1982). This theory helps contextualize studies in which crops or weeds with high nutrient optima are less competitive in low-fertility soil and may be extended to describe phenomena such as luxury consumption. All these theories emphasize outcomes of competition rather than mechanisms, which are difficult to generalize. A crucial exception is the association between asymmetric competition for light and competitive dominance (Weiner 1990), which is central to a trait-based view of weed–crop competition (Gaba et al. 2017).

The effects of fertility treatments on weed–crop competition can vary according to the placement, timing, rate, and source of nutrients supplied. In the last review to focus exclusively on this subject, DiTomaso (1995) surveyed research on all four factors. In the 25 years since his review, there has been little change in the scientific consensus on general trends in nutrient placement and timing, although best practices are still being developed in many cropping systems. Regarding nutrient placement, DiTomaso (1995) concluded that banded and/or deep fertilizer applications reduced weed growth relative to broadcast applications. This idea has received support from diverse studies in which banded or injected applications of inorganic or organic fertilizer were preferable to broadcast applications for weed control (Blackshaw 2005; Blackshaw et al. 2002, 2004b; Blackshaw and Molnar 2009; Kirkland and Beckie 1998; Mesbah and Miller 1999; Petersen 2003; Rasmussen 1995, 2002; Rasmussen et al. 1996; Santos et al. 2004b; Sengxua et al. 2019). Outstanding questions largely concern the circumstances under which savings from reduced fertilization rates and weed pressure can offset the cost of standard banding equipment and/or technologies allowing deeper applications. Weed species and density both affect these cost–benefit analyses. Unlike DiTomaso's (1995) conclusions about nutrient placement, his observation that application timing can affect weed–crop competition remains true in theory but difficult to apply in practice. For example, later (within- or across-season) nitrogen (N) applications may decrease (Angonin et al. 1996;

Blackshaw et al. 2004b), increase (Ball et al. 1996; Dhima and Eleftherohorinos 2001), or have little effect on (Johnson et al. 2007; Sanusan et al. 2010; Terry et al. 2012) weed competitiveness. Further work on this topic must evaluate whether effects on weed–crop competition ever outweigh other determinants of application timing. If so, it will be important to establish whether factors such as seed size (Liebman and Davis 2000) or weed responsiveness to nutrients are useful in predicting the weed management implications of application schedules.

This review focuses on the effects of nutrient rate and source on weed–crop competition. Both DiTomaso (1995) and Kaur et al. (2018), who recently described the effects of both fertilizer and water availability on weed–crop competition, noted that the effects of nutrient rate on weed growth, weed–crop competition, and crop yield are highly variable. Here, we identify trends underlying this variability. To facilitate useful generalization, we focus on the effects of macronutrient addition on weed growth, crop growth, and crop yield in annual cropping systems within a single growing season. Our treatment of this topic begins with a survey of studies on weed responses to fertility in monoculture, then addresses competition with crops. We present a new conceptual framework for evaluating the effects of nutrients on weed–crop competition. Finally, we address research on nutrient sources and particularly on organic fertility amendments, which provide unique opportunities and risks for weed management. This review is intended to illuminate mechanisms underlying complex data sets, guide extrapolations from published studies to field situations, and suggest questions and design considerations for future work.

Weed Growth in Monoculture: How Are Common Weed Species Affected by Soil Fertility?

Studies on the effects of nutrient availability on the growth of weeds in monoculture demonstrate species' inherent responsiveness to nutrients without the confounding effects of interspecific competition. Species characteristics evaluated may include responsiveness of germination, emergence, growth, and reproduction to increasing fertility; tolerance of low fertility, including ability to extract nutrients from soil; nutrient-use efficiency; and tissue nutrient accumulation, including luxury consumption. Many frequently measured traits are relevant to both vegetative growth, the focus of this review, and reproductive output. For example, nutrient-induced increases in plant size may be accompanied by dramatic increases in seed production in *Rumex* spp. (Hejman et al. 2012; Hrdličková et al. 2011).

N addition can stimulate germination and emergence in many weed species, such as Powell amaranth (*Amaranthus powellii* S. Watson), redroot pigweed (*Amaranthus retroflexus* L.), common lambsquarters (*Chenopodium album* L.), and false chamomile [*Tripleurospermum inodorum* (L.) Sch. Bip.] (Baskin and Baskin 2014; Brainard et al. 2006; Sardi and Beres 1996; Sweeney et al. 2008; Williams and Harper 1965). The stimulatory effect of N may interact with other dormancy inhibitors or stimulators (Gallagher and Cardina 1998; Sweeney et al. 2008). The effect of N on germination may also be dependent on the maternal environment of the seed (Fawcett and Slife 1978), although Brainard et al. (2006) found no maternal effect. In addition, fertility conditions in the maternal environment can affect seedling growth after germination through effects on seed resources (Hrdličková et al. 2011; Wulff and Bazzaz 1992).

Insofar as agricultural weeds share a distinct set of traits, they tend to exhibit increased aboveground growth (often measured as biomass, height, or leaf area) in response to fertilization when environmental nutrient levels are low. The high-fertility amendments commonly used in agriculture tend to increase the prevalence of weed species that are both capable of responding to fertility and most competitive under high-fertility conditions (Grime and Hunt 1975; Pyšek and Lepš 1991). Consequently, species with very low nutrient optima have become increasingly rare over recent decades of high nutrient inputs and are generally not strong competitors in fertilized cropping systems (Fried et al. 2009a, 2009b; Lososová et al. 2008; Storkey et al. 2010). However, variation in responsiveness among weed species is a subject of ongoing research and active management concern. Widespread interest in this topic has encouraged the development of new reportable measures, including Moreau's nitrophily index, an ecophysiological (leaf area-based) alternative to the Ellenberg N scores traditionally derived from natural species distributions (Moreau et al. 2013). Moreau et al. (2013) used the index to report that slender meadow foxtail (*Alopecurus myosuroides* Huds.), barnyardgrass [*Echinochloa crus-galli* (L.) P. Beauv.], curlytop knotweed (*Polygonum lapathifolium* L.), and *T. inodorum* are equally or more nitrophilic than wheat (*Triticum aestivum* L.), providing proof of concept for this limited but reproducible metric.

Several large-scale surveys of weed species have indicated that the growth of certain species is particularly sensitive to N, phosphorus (P), and potassium (K) availability. Blackshaw et al. (2003) measured shoot biomass, root biomass, and N uptake across 23 agricultural weeds under multiple N treatments (up to 240 mg N kg⁻¹ soil). They found substantial species-by-dose interactions; for example, the increase in shoot biomass with increased N ranged from less than 25% in some species to greater than 700% in others. The most responsive species included *A. retroflexus* and wild mustard (*Sinapis arvensis* L.). The height and biomass of *A. retroflexus* (Berger et al. 2007) and leaf area and biomass of *S. arvensis* (Harbur and Owen 2004) have been independently reported to increase with N. A similar study by Blackshaw et al. (2004a) demonstrated variation in the responses of shoot biomass, root biomass, and P uptake to five P treatments (up to 60 mg P kg⁻¹ soil) across 22 agricultural weeds. Shoot biomass (2- to 20-fold increase) was more sensitive to increasing P than root biomass (0 to 3-fold increase). Hoveland et al. (1976) measured the biomass of 10 warm-season and 7 cool-season weeds under several P and K treatments. Among warm-season species, *A. retroflexus*, jimsonweed (*Datura stramonium* L.), and Florida beggarweed [*Desmodium tortuosum* (Sw.) DC.] showed the greatest responses to both P and K. Among cool-season species, common chickweed [*Stellaria media* (L.) Vill.] was most responsive to P, while *S. arvensis* and annual bluegrass (*Poa annua* L.) were most responsive to K. Grant et al. (2007) applied similar rates of K (up to 200 kg K ha⁻¹) to a different group of 19 weed species. Seven species showed increased biomass under high K, especially *C. album*, kochia [*Bassia scoparia* (L.) A. J. Scott], and henbit (*Lamium amplexicaule* L.). Grant et al. (2007) also found that weeds in the Brassicaceae were particularly likely to increase their biomass in response to sulfur, which is an interesting result that should encourage further investigation into the responses of weed species to nutrients other than N, P, and K. Finally, monoculture studies involving multiple species have demonstrated that the species with the most extreme growth responses to added fertility are often the species most negatively affected by low fertility (Harbur and Owen 2004; Hoveland et al. 1976; Qasem and Hill 1995; Shipley and Keddy 1988).

Multispecies data sets on nutrient responses can provide insight into mechanisms underlying interspecific variation and niche differentiation. For example, Ellenberg N values may be used to draw general conclusions about nutrient uptake and productivity (Hill and Carey 1997). These values have been linked to diverse traits, including seed weight, relative growth rate, specific leaf area, and root weight ratio (Bartelheimer and Poschlod 2016). More specialized traits may be associated with nutrient responses within taxa of interest, such as legumes. Among young (pre-fixation) legumes, which rely on N from the seed and environment, interspecific variation in N uptake and environmental variation in N supply jointly influence growth and nodulation (Dayoub et al. 2017). Another example comes from Moreau et al. (2014), who reported an association between nitrophily and high N uptake per unit of root biomass at high N levels in an analysis of 12 weed species. The sole exception to this rule, *E. crus-galli*, did not achieve high uptake efficiency at high N despite being nitrophilic. The authors speculated that this departure from the trend might reflect the fact that *E. crus-galli* was the only C₄ species included. Plants that employ the C₄ photosynthetic pathway require less of the rubisco enzyme to photosynthesize. Because rubisco is an N-rich protein, C₄ plants generally fix more carbon (C) and thus produce more biomass per unit of N taken up than C₃ plants (Ehleringer and Monson 1993). Based on this increased efficiency, some authors have proposed that C₄ plants should be less limited by N and less responsive to increasing N availability than C₃ plants (Ehleringer and Monson 1993; Gastal and Lemaire 2002). A competing hypothesis focuses on the fact that C₄ species tend to have high maximum relative growth rates, which may enable them to take advantage of high fertility (Chapin 1980). Some tests of these hypotheses have found no significant difference in N responsiveness between C₃ and C₄ species (Harbur and Owen 2004; Wong 1979) or greater tolerance of low N in C₃ species (Sage and Pearcy 1987). In one such study, Harbur and Owen (2004) also found that species with high relative growth rates at high N exhibited greater declines in relative growth rate with low N, supporting the idea of a trade-off between the ability to take advantage of high fertility and the ability to thrive under low fertility stress.

Monoculture nutrient response studies can also be used to formulate hypotheses about the effects of nutrients on competition between species. For example, the results of broad surveys of weed responsiveness to N and P conducted by Blackshaw et al. (2003, 2004a) were used to guide selection of representative species with varying responses for replacement series experiments testing the effects of N and P on competition (Blackshaw and Brandt 2008, 2009). As hypothesized, species with minimal growth responses to N and P in monoculture did not take advantage of increasing fertility in the replacement series experiments (Blackshaw and Brandt 2008, 2009). In the N study, the (biomass-based) competitive abilities of the least-responsive species, Persian darnel (*Lolium persicum* Boiss. & Hohen. ex Boiss.) and Russian thistle (*Salsola tragus* L.), were not affected by increasing N (Blackshaw and Brandt 2008). In the P study, the competitive abilities of *B. scoparia* and *L. persicum* decreased with increasing P (Blackshaw and Brandt 2009). Also as predicted, species that were highly responsive to N (*A. retroflexus*) or P (common mallow [*Malva neglecta* Wallr.]) in monoculture usually became more competitive against wheat with increasing N or P, respectively (Blackshaw and Brandt 2008, 2009). However, wild oat (*Avena fatua* L.) was an exception to this trend. In the monoculture studies, *A. fatua* showed high responsiveness to N and moderate responsiveness to P, relative to wheat's low responsiveness to both nutrients (Blackshaw et al. 2003, 2004a). However, competition

between *A. fatua* and wheat was unaffected by N or P addition (Blackshaw and Brandt 2008, 2009). While this result did not have an immediate explanation, it underscores the need to follow monoculture studies with competition studies that evaluate the effects of nutrient and weed treatments on crops in realistic environments.

Weed–Crop Competition: How Does Fertility Rate Affect Crop Yield in the Presence of Weeds?

The relationship between nutrient availability and crop yield reflects not only direct fertility effects but also indirect effects mediated by changes to weed–crop competition. The coexistence of these response mechanisms, both of which interact with other environmental factors, represents one reason why the literature on yield responses to nutrient addition can seem contradictory (Supplementary Table 1). Negative correlations between fertilization (at nontoxic rates) and crop yield can often be attributed to increased competitive pressure from weeds (Supplementary Table 1), for which weed biomass serves as a reasonable (albeit imperfect) proxy (Colbach and Cordeau 2018; Milberg and Hallgren 2004). However, it is difficult to predict when yield losses could occur. Many variables, such as weed density, weed and crop nutrient response curves, relative emergence times, and the availability of other resources, interact to determine whether added fertility will increase, decrease, or have no effect on the yield of a crop in competition with weeds. Because these dynamics are so complex, it is important to acknowledge the species and context specificity of observed fertility effects on weed–crop competition (Kaur et al. 2018). However, it may also be helpful to identify broad patterns linking observations from multiple systems.

Conceptual Framework

We propose a conceptual framework to help explain the effects of fertility addition on crop yield in the presence of weeds. This framework is intended to contribute to three goals. First, it may function as an intuitive tool to help explain complex data sets, particularly when the observed yield trend reflects factors emerging from multiple spatiotemporal scales. Second, the framework may help guide extrapolations from existing data. For example, it highlights factors that cannot differ between the study system and a system of interest if study data are to be used for prediction or decision making in the system of interest. Third, the conceptual framework may help with components of experimental design, such as the choice of species and fertility treatments. On a related note, the framework could provide a useful perspective for more quantitative modeling projects, especially weed–crop competition models seeking to represent the effects of soil fertility (Colbach et al. 2014; Renton and Chauhan 2017).

The framework divides the set of possible weed–crop competition dynamics into four scenarios, each of which is further divided into several cases (Figure 1). The four-way division into scenarios isolates systems in which fertility does not affect weed–crop competition (Scenario 1; Table 1) and categorizes the remaining systems in terms of competition for light. Specifically, we distinguish between systems with limited asymmetric competition for light (Scenario 2; Table 2), strong asymmetric competition for light after canopy closure (Scenario 3; Table 3), and strong asymmetric competition for light by the time of canopy closure (Scenario 4; Table 4). The major role of aboveground dynamics in this framework reflects their powerful influence on outcomes of weed–crop competition, particularly in high-nutrient environments (DiTomaso 1995; Saberli et al.

2016; Tang et al. 2014; Weiner et al. 2010). The subdivision into cases within scenarios draws on a combination of species-specific characteristics, such as height and responsiveness to nutrients, and determinants of competitiveness, such as density and emergence timing (Figure 1). It is important to recognize that many of these factors are sensitive to environmental and management conditions, particularly those affecting the availability of other limiting resources.

Several features of the framework require special note. First, the intended output variable is crop yield. A common input is nutrient responsiveness, which some authors report in terms of non-yield parameters (e.g., biomass in grain crops). Variation in yield may be decoupled from variation in other parameters according to trends in resource allocation that vary by species and environment (Donald and Hamblin 1976; Heggenstaller et al. 2009; Serrano et al. 2000; Smith et al. 2018; Weih et al. 2011). If harvest index depends on nutrient level, the resulting yield adjustment should be (qualitatively) considered at the final step of the framework, after placement into scenario and case. Alternatively, the framework can be used to explain or predict trends in crop biomass or other growth variables in which nutrient responses have been measured. Fertility rate can also affect crop quality, but quality traits will not be addressed in this review because relatively few studies (Blackshaw et al. 2000, 2002; García-Martín et al. 2007; Kirkland and Beckie 1998; Lindsey et al. 2013) have examined the effects of fertility on both crop quality and competition with weeds. Second, the framework focuses on the effects of fertility on yield in the presence of weeds. Unlike many previous groups, we do not address the effects of fertility on the percent of potential weed-free yield lost to weed competition. Third, the framework in its basic form is applicable only to crop competition with a single weed species or with functionally similar weed species that do not differ along the axes responsible for placement into scenario and case. Lastly, the framework is relevant to treatments consisting of a single nutrient or amendments containing multiple nutrients.

Applying the Framework to Research Findings

The conceptual framework can be used to better understand how species characteristics and environmental factors contribute to variation in fertility effects on weed–crop competition. These effects contribute to neutral, positive, or negative trends in crop yield with increasing fertility.

No Yield Response to Added Fertility

Some examples of crop yield failing to respond to fertility addition fall under Scenario 1 (Table 1), in which fertility addition does not affect weed–crop competition. Several studies have reported that in at least 1 site-year, water appeared to be more limiting than the added nutrient (Scenario 1, Case A: Ball et al. 1996; Hellwig et al. 2002; Ruf-Pachta et al. 2013; Ugen et al. 2002). Weed–water–fertilizer interactions are a complex topic requiring further study (Kaur et al. 2018). In other cases, weed growth responded to added fertility but had a limited effect on crop yield, apparently because the weed emerged late relative to the crop (Scenario 1, Case B). For example, Menalled et al. (2004) found that soybean [*Glycine max* (L.) Merr.] yield did not increase with the addition of composted swine manure (synthetic N was applied at higher rates in the no-compost treatment). Although the compost did increase the biomass and competitive ability of waterhemp [*Amaranthus tuberculatus* (Moq.) Sauer], soybean was still able to suppress this

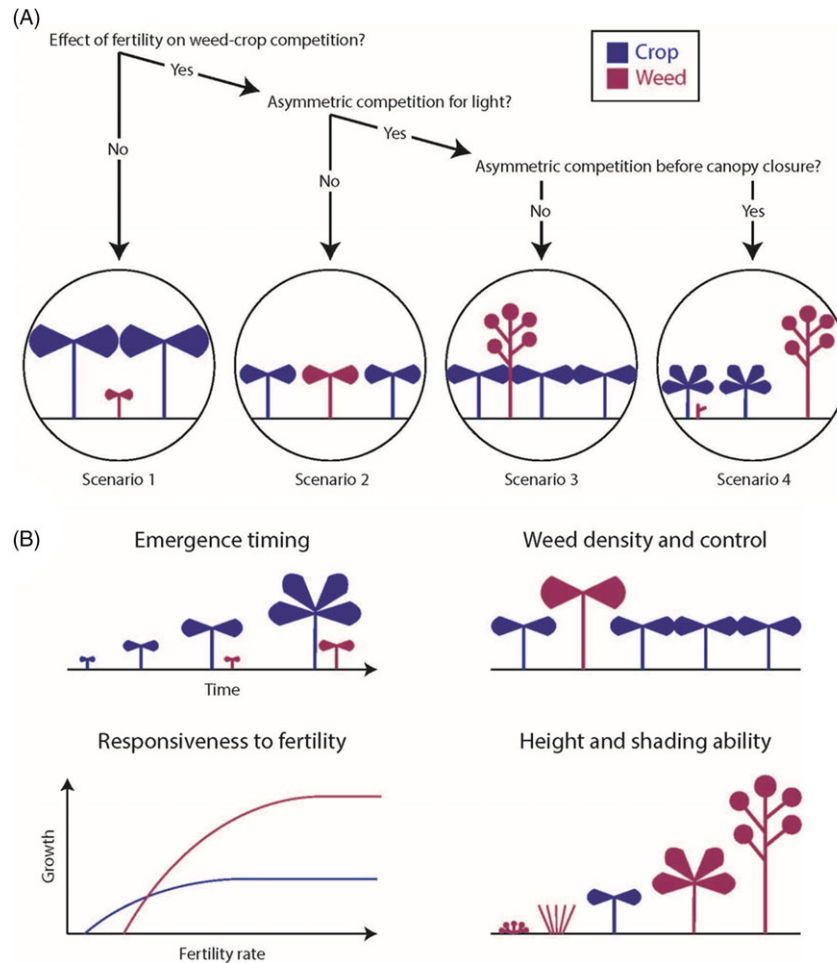


Figure 1. A conceptual framework for evaluating the effects of added fertility on weed-crop competition. (A) The four scenarios within the framework. In Scenario 1, the added nutrients are not limiting, or the weed is a poor competitor. The other scenarios are distinguished by whether asymmetric competition for light does not occur (Scenario 2), occurs at or after canopy closure (Scenario 3), or occurs before canopy closure (Scenario 4). (B) Key factors used to define cases within scenarios. These factors include influences on relative competitiveness (e.g., emergence timing, density), relative responsiveness to the added nutrients, and relative shading ability under high fertility.

weed when the weed was planted at or after the soybean second-node stage. Liebman et al. (2004) reported similar effects of compost addition (treatments as in Menalled et al. 2004) on competition between corn (*Zea mays* L.) and velvetleaf (*Abutilon theophrasti* Medik.). Corn yield did not increase with compost addition in monoculture, presumably because sufficient fertility was available from the soil without compost amendment (averaging $N = 5$ to $15 \text{ mg soil NO}_3\text{-N kg}^{-1} + 143 \text{ kg fertilizer N ha}^{-1}$; $P = 59 \text{ mg kg}^{-1}$; $K = 164 \text{ mg kg}^{-1}$). When corn and *A. theophrasti* were grown together, neither weed biomass nor corn yield varied with compost addition in years in which weeds began to emerge 7 or 11 d after the crop. However, compost increased weed biomass and decreased corn yield when weeds began to emerge only 2 d after the crop, suggesting that the competitive disadvantage associated with late emergence had prevented weeds from causing yield loss in other years' compost treatments (Scenario 1, Case B).

Lack of a crop yield response to added fertility can also occur when the added nutrient benefits a moderately competitive weed more than the crop in the absence of strong asymmetric competition for light (Scenario 2, Case C). For example, Mesbah and Miller (1999) reported that broadcast application of 45 kg N ha^{-1} increased winter wheat yield when grown weed-free, but yield

was unaffected by N addition when the wheat competed with jointed goatgrass (*Aegilops cylindrica* Host), a winter annual. Although the weed remained shorter than the crop, the increase in weed pressure at high N apparently prevented a net N response in wheat yield (Scenario 2, Case C). Barker et al. (2006) reported similar effects of N on yield in corn grown with *A. theophrasti*. Although corn yield increased with N in the weed-free control, yield failed to respond to increasing N rates under competition with *A. theophrasti* that had emerged shortly after the corn. Although weed height never surpassed corn height, increasing competition from the weed was apparently sufficient to cancel the potential increase in corn yield resulting from nutrient addition (Scenario 2, Case C). A third example comes from Blackshaw and Molnar (2009), who reported that a broadcast application of 18 kg P ha^{-1} increased spring wheat yield under weed-free conditions, but not when the wheat was grown with redstem filaree [*Erodium cicutarium* (L.) L'Hér. ex Aiton], *A. fatua*, or *S. arvensis*. In the case of the (prostrate) *E. cicutarium* and perhaps also *S. arvensis*, this result suggests that weeds were more responsive to P addition than wheat and prevented an increase in wheat yield through more or less symmetric competition (Scenario 2, Case C). Spring wheat and *A. fatua* were more similarly responsive to P. However, *A. fatua* sometimes overtops wheat after canopy closure

Table 1. Scenario 1: crop and weed competition is unaffected by the added nutrient.

Case	Situation	Crop yield response to rate
A	Neither crop nor weed is limited by the added nutrient—limitation is by water or some other nutrient.	Yield is unaffected by rate
B	Crop is not limited by the added nutrient; weed is limited, but is poor competitor due to inherently slow growth, late emergence, low density, etc.	Yield is unaffected by rate
C	Crop is limited by the added nutrient; weed is limited, but is poor competitor due to inherently slow growth, late emergence, low density, etc.	Yield increases

Table 2. Scenario 2: no strong asymmetric competition for light.

Case	Growth response to nutrients	Weed competitive ability at high rate	Crop yield response to rate
A	Crop more or equally responsive	Irrelevant	Yield increases
B	Weed more responsive	Weed strong competitor	Yield decreases
C	Weed more responsive	Weed moderate competitor	Yield is unaffected
D	Weed more responsive	Weed poor competitor	Yield increases

Table 3. Scenario 3: symmetric competition for light before canopy closure, asymmetric competition after canopy closure.

Case	Growth response to nutrients	Relative stature	Crop yield response to rate
A	Crop more or equally responsive	Crop taller	Yield increases
B	Crop more or equally responsive	Weed taller	Any pattern is possible depending on how competitive abilities of the crop and the weed change with rate
C	Weed more responsive	Crop taller	Any pattern is possible depending on how competitive abilities of the crop and the weed change with rate
D	Weed more responsive	Weed taller	Yield decreases

(Cudney et al. 1991), so the added P may also have promoted asymmetric competition after *A. fatua* reached its maximum height (Scenario 3, Case B).

Increased Yield with Added Fertility

An increase in yield with fertility rate can be unaffected by weed competition if the weed pressure is low (Scenario 1, Case C). For example, in one particularly dry year, yield of spring wheat in competition with the perennial weed foxtail barley (*Hordeum jubatum* L.) increased with N rate in a tilled treatment but not in a no-till treatment (Blackshaw et al. 2000). The weed's biomass was high and responsive to N rate in the no-till treatment,

preventing wheat yield from increasing with N. In the tilled treatment, *H. jubatum* exhibited reduced growth across N treatments, enabling wheat to respond to the increasing N. In another study demonstrating interactions between weed pressure and fertility, Appleby et al. (1976) reported that winter wheat grain yield tended to increase with a doubled N application rate (56 to 112 kg ha⁻¹) despite competition from low densities of Italian ryegrass [*Lolium perenne* L. ssp. *multiflorum* (Lam.) Husnot] (Scenario 1, Case C). At a higher weed density (up to 118 plants m⁻²), winter wheat grain yield generally did not benefit from increasing N. Because both the winter wheat and *L. perenne* ssp. *multiflorum* were fall-emerging, competition was likely symmetric (Scenario 2, Case C).

Yield can also increase with fertility application rate despite a simultaneous increase in weed pressure. This situation may occur when competition between the crop and weed is symmetric and the crop is equally or more responsive to the added nutrient (Scenario 2, Case A). For example, Ruf-Pachta et al. (2013) reported that irrigated corn yield and Palmer amaranth (*Amaranthus palmeri* S. Watson) biomass were both highly responsive to increasing N rate. Because both species benefited from the added N, the percentage of potential corn yield lost due to *A. palmeri* did not increase with N application rate, and actual yield did increase with rate. Even if the weed is more responsive to the added nutrient, crop yield may still increase with nutrient rate if the weed is a poor competitor. For example, Santos et al. (2004a) showed that common purslane (*Portulaca oleracea* L.) reduced lettuce (*Lactuca sativa* L.) yield primarily through competition for P and secondarily through light interception. Competition for P appeared to explain the finding that *P. oleracea* biomass was higher in mixture than in monoculture. Lettuce yield increased with P despite increased growth of *P. oleracea*. In addition to indicating that lettuce was limited by P, this result may suggest that the weed's growth form did not allow it to exert very strong asymmetric competition for light. These findings constitute an unusual example of Scenario 3, Case B, because *P. oleracea* did become taller than the lettuce but demonstrated limited shading ability.

An increase in crop yield with added fertility is likely to occur when the crop's competitive ability increases with added fertility. For example, in Scenario 3, Case A, the crop has a greater maximum height than the weed and is similarly or more responsive to added fertility, so fertility addition facilitates canopy closure and weed suppression. The results of Hellwig et al. (2002) may fall under this scenario and case. This group tested the response of no-till corn to a side-dressed application of 45 kg N ha⁻¹ (in addition to 112 kg N ha⁻¹ added to all plots before planting). In a year with above-average precipitation, the additional side-dressed N increased corn yield despite competition from three grass weeds: large crabgrass [*Digitaria sanguinalis* (L.) Scop.], *E. crus-galli*, and giant foxtail (*Setaria faberi* Herrm.). The corn achieved greater heights than the weeds and likely shaded them asymmetrically (Scenario 3, Case A).

Added fertility may increase crop competitiveness and yield if crop growth increases with rate but weed growth does not. For example, Lindsey et al. (2013) found that potato (*Solanum tuberosum* L.) tuber yield increased with cured dairy manure compost rate (added P, K, and micronutrients). Biomass of the weeds *C. album*, *S. faberi*, and hairy nightshade (*Solanum physalifolium* Rusby) was unresponsive to compost rate. Although the weeds overtopped the crop toward the end of the season, regardless of compost treatment, weed-crop competition was symmetric until the late tuber bulking phases and vine senescence (Scenario 2). Before senescence, potato vine biomass increased with increasing

Table 4. Scenario 4: strong asymmetric competition for light by the time of canopy closure.

Case	Competition for light at high rates	Competition for light at low rates	Growth response to nutrients	Crop yield response to rate
A	Crop suppresses weed	Irrelevant	Irrelevant	Yield increases
B	Weed suppresses crop	Crop suppresses weed	Irrelevant	Yield goes up, then down
C	Weed suppresses crop	Neither suppressed	Crop more or equally responsive	Yield goes up, then down
D	Weed suppresses crop	Neither suppressed	Weed more responsive	Yield decreases
E	Weed suppresses crop	Weed suppresses crop	Irrelevant	Yield decreases

fertility, making the crop more competitive and facilitating the increase in tuber yield (Scenario 2, Case A). Similarly, Santos et al. (2004a) found that lettuce growth increased with P rate despite competition from the inherently taller smooth pigweed (*Amaranthus hybridus* L.), because the weed's biomass and height were unresponsive to P addition (Scenario 3, Case B). In two other studies, crop yield increased with fertility rate when spring barley (*Hordeum vulgare* L.) (Andreasen et al. 2006) or spring wheat (Blackshaw and Molnar 2009) emerged a few days before the weed. In both studies, the cold-tolerant crop gained an early-season advantage against the weed, and that advantage was further increased by the added fertility (Scenario 4, Case A).

The framework may be used to compare cases with similar outcomes to determine whether the underlying competitive dynamics were different and might suggest different management needs. In two studies, Awan et al. (2014, 2015) tested the growth of rice (*Oryza sativa* L.) in competition with wrinkled grass (*Ischaemum rugosum* Salisb.) or itchgrass [*Rottboellia cochinchinensis* (Lour.) W.D. Clayton] under four rice seeding rates and four N rates (up to 150 kg ha⁻¹). In both cases, the weed was taller than the rice at all N rates and rice biomass increased with N (Awan et al. 2014, 2015). In the *I. rugosum* study (Awan et al. 2014), the response of rice was greater than the response of the weed, indicating that N addition improved the relative competitiveness of the crop (Scenario 3, Case B). Increased fertility decreased the height advantage of the weed over the rice. In contrast, the *R. cochinchinensis* study (Awan et al. 2015) found that increased fertility led to larger increases in weed height and biomass than crop height and biomass. These data indicate that *R. cochinchinensis* may be more responsive to nutrient addition than rice. The fact that rice biomass still increased with fertility suggests that *R. cochinchinensis* was not highly competitive under the study conditions and weed density (Scenario 1, Case C), but changes to weed pressure or management could result in an inverse relationship between fertility rate and yield (Scenario 3, Case D).

Decreased Yield with Added Fertility

Finally, nutrient addition can have negative effects on crop yield if the added nutrient benefits the weed more than the crop. The composted swine manure studies introduced in the subsection on unchanged yields (Liebman et al. 2004; Menalled et al. 2004) both describe such outcomes. In addition to the corn and *A. theophrasti* case described earlier (Liebman et al. 2004), Menalled et al. (2004) reported that compost addition decreased soybean yield when *A. tuberculatus* was sown at soybean planting or emergence. Under those conditions, compost addition increased *A. tuberculatus* height but not soybean height, suggesting that compost enhanced the weed's ability to overtop the soybean and thereby increased asymmetric competition against the crop (Scenario 3, Case D). In a weed-free check, soybean yield did not respond to compost amendment, indicating that compost addition benefited only the weed. In another study, increasing N increased radish

(*Raphanus sativus* L.) yield in the weed-free control but reduced yield when radish was grown with purple nutsedge (*Cyperus rotundus* L.) (Santos et al. 1998). The *C. rotundus* grew faster than the radish and quickly overtopped the crop. This shading ability was likely enhanced by N addition, which increased weed biomass (Scenario 4, Case D or E).

Studies reporting yield losses with increased fertility have sometimes used very high nutrient rates. Liebman et al. (2004) and Menalled et al. (2004) chose compost rates several times higher than would normally be used by growers in their region (558 to 715 kg N ha⁻¹ in compost + 118 kg N ha⁻¹ as synthetic fertilizer) to ensure a rapid, significant increase in soil nutrient concentrations. Santos et al. (1998) used N rates so high (110, 220, 330 kg N ha⁻¹) that radish exhibited N-toxicity symptoms at the highest rate. The effect of fertility on weed-crop competition might have been different at lower rates (see Scenario 4, Case C). However, moderate N rates can also decrease crop yield under weedy conditions. For example, Carlson and Hill (1986) found that the yield of a short-statured spring wheat variety increased with N rate (0, 67, or 134 kg N ha⁻¹) only when *A. fatua* density was less than 1.6% of the weed-crop stand (Scenario 1, Case C). At slightly higher weed densities, spring wheat yield did not benefit from increasing N application rates; at the highest weed densities, spring wheat yield decreased with increasing N rate. This decrease in yield may have been an example of Scenario 3, Case D if *A. fatua* overtopped the short-statured wheat late in the season (Cudney et al. 1991).

Extending the Framework to Special Cases

The conceptual framework, like all models, is less complex than the reality of weed-crop competition in the field. However, it may be applied or extended to account for complex trends, including multifactorial effects of high management importance such as interactions between fertility and weed control, the competitive effect of multiple weed species, and weed pressure in intercropped systems.

Interactions between Fertility and Weed Control

The effects of nutrient addition on weed biomass and crop yield often reflect interactions between nutrients and other factors. For example, Scenario 1, Case A accounts for situations in which crops and weeds do not respond to the added nutrient because a different resource is limiting. Environmental and management factors can also affect the yield response to nutrient addition by changing the relative competitiveness of crop and weed at some or all fertility rates. The previous section ("Applying the Framework to Research Findings") included several examples in which factors like planting density or emergence timing interacted with nutrient addition. Other factors affecting crop competitiveness, including genetic factors, may function similarly but have seldom been tested alongside fertilization rates in studies of weed-crop competition (Harker et al. 2013). Here, we note that weed control measures occupy an

important role in the framework (controlled weeds behave like uncompetitive weeds; Scenario 1, Case C) and may enable crop growth and yield to increase with fertility.

Interactions between fertilizer and weed control occur at both plant and field scales. Working at the plant scale, Cathcart et al. (2004) reported that the effects of atrazine, glufosinate, glyphosate, mesotrione, or nicosulfuron on *A. retroflexus* and green foxtail [*Setaria viridis* (L.) P. Beauv.] were higher at high N, but these interactions were not consistent in *A. theophrasti*. Sønderskov et al. (2012) observed reduced susceptibility to tribenuron-methyl at low N in *T. inodorum* and scarlet pimpernel (*Anagallis arvensis* L.) but clarified that management implications may be limited, as this effect was observed at lower N rates (equivalent to 0 to 20 kg ha⁻¹, in addition to soil fertility of 30.37 mg NO₃⁻ kg⁻¹ soil + 1.12 mg NH₄⁺ kg⁻¹ soil) than would be typical in the field. At the field scale, Abouziena et al. (2007) reported that control treatments involving fluroxypyr, bispyribac-Na, and/or hand-hoeing interacted with added fertility to minimize biomass of *P. oleracea* (at 338 kg N ha⁻¹) and *E. crus-galli* (at 375 kg N ha⁻¹), but not *D. sanguinalis* or prickly sida (*Sida spinosa* L.). Increasing N favored corn growth and yield more than weed growth across weed control treatments (Scenario 3, Case A). At the field scale, fertility can also interact with the timing of weed control. Some authors have demonstrated fertility effects on the critical period for weed control (Evans et al. 2003; Tursun et al. 2015), although the generalizability of these findings remains to be determined.

Understanding of field-scale dynamics is limited by the fact that species-specific data may not be collected or reported in field experiments. Wang et al. (2019) grew oilseed rape (*Brassica napus* L.) under five N levels (up to 240 kg ha⁻¹), with or without acetochlor. They found that higher N rates (up to 180 kg ha⁻¹) increased crop yield and that the herbicide interacted with N to further increase yield. The combined biomass of a weed community dominated by *A. myosuroides*, giant chickweed [*Myosoton aquaticum* (L.) Moench], *Semiaquilegia adoxoides* (DC.) Makino, and garden vetch (*Vicia sativa* L.) was less sensitive to N than the oilseed rape, particularly when treated with acetochlor. These findings contrasted with the results of Kristensen et al. (2008), who reported that N (up to 80 kg ha⁻¹) usually increased spring wheat biomass and yield. While a herbicide combination also increased wheat biomass and yield, the herbicides had a much larger effect in unfertilized plots and very little effect in fertilized plots at high wheat density. The results of both Wang et al. (2019) and Kristensen et al. (2008) suggest differences between crop and weed responsiveness and competitiveness, but these results would be easier to understand and apply elsewhere if species-specific data had been reported.

Crop Competition with Multiple Weeds

While measures of weed–crop competition may be calculated under the assumption that weed communities act as a single species (Ciaccia et al. 2015; Paolini et al. 2006), this approach can become misleading as weed communities increase in species richness and functional diversity. A more diverse weed community is more likely to include at least one species that is both a strong competitor and highly responsive to fertility. If a crop is competing against a diverse weed community, yield will only benefit from increasing fertility if the crop is limited by the added nutrient and at least one of the following conditions is true: (1) weed competitiveness is limited by late emergence, low density, or effective weed control (Scenario 1, Case C); (2) no weed species is as responsive to fertility as the crop (Scenario 2, Case A); (3) the crop is highly responsive to fertility and tall statured (Scenario 3, Case A); or (4) the crop asymmetrically

suppresses nearly all weeds by the time of canopy closure, at least at high fertility rates (Scenario 4, Case A).

An early investigation into fertility effects on weed–crop competition tested the effects of P rate on corn competing against *A. retroflexus*, *C. album*, *D. sanguinalis*, and *E. crus-galli* (Vengris et al. 1955). In the weed-free treatment, corn growth response to P was not statistically significant in either of the 2 yr. In contrast, all four weeds increased their biomass with P rate when grown without corn. Significant biomass responses to P were later confirmed in these four species (Blackshaw et al. 2004a; Hoveland et al. 1976). When corn and weeds were grown together, corn biomass was unchanged (first year) or decreased (second year) with increasing P (Vengris et al. 1955). In this study, the crop was not limited by the added nutrient, presumably because sufficient P was supplied by the soil and the sod plowed down before planting, but weed growth did benefit and inhibited corn growth at high P rates. This study is a good example of a case in which dissimilar weeds jointly contributed to increased crop suppression at high fertility.

Ampong-Nyarko and de Datta (1993) demonstrated that weed species such as spiny amaranth (*Amaranthus spinosus* L.), *C. rotundus*, goosegrass [*Eleusine indica* (L.) Gaertn.], and *R. cochinchinensis* may have distinct effects on rice under varying levels of N. When grown in monoculture, each species increased its dry weight with increasing N. However, only rice and *A. spinosus* increased their relative competitiveness (defined as a proportion of total biomass) with increasing N when all five species were grown together. Rice was also tested against each weed species in two-species mixtures. In competition with *A. spinosus* or *R. cochinchinensis*, rice was less competitive at all N levels. With *C. rotundus*, rice was less competitive at low N but equally competitive at high N. Finally, with *E. indica*, rice was more competitive at low N but less competitive at high N. Because the experimenters attempted to reduce interspecific shading, competitive dynamics within the latter two mixtures may have been examples of Scenario 2, Cases A and B, respectively. The fact that outcomes in the two-species mixtures were not easily predictable from outcomes in the five-species mixture, or vice versa, illustrates the principle that competitive dynamics between crops and entire weed communities may be more than a sum of two-species interactions.

Several other studies have showed increasing crop yield with N rate despite competition from multiple weed species (Anderson et al. 1998; Juroszek et al. 2004; Kolhe et al. 1988; Swanton et al. 1999). The study by Swanton et al. (1999) is an example of Scenario 1, Case C. The weed community included several weeds that are highly responsive to fertility and potentially strongly competitive against corn (e.g., *A. retroflexus*, *C. album*). However, the weed control methods used by Swanton et al. (1999), especially the use of herbicides, maintained low enough weed pressure that weed density and species composition were unaffected by side-dressed N rate and corn yield increased with N rate. In contrast, an example of Scenario 2, Case A can be found in Kolhe et al. (1988). They observed no significant effect of N rate on the combined biomass of a community of more than 16 weed species, whereas rice grain yield increased with N.

The studies by Anderson et al. (1998) and Juroszek et al. (2004) are likely examples of Scenario 4, Case A, in which fertility addition increases the crop's ability to asymmetrically shade the weeds. Anderson et al. (1998) reported that in a no-till rotation of spring wheat, winter wheat, and sunflower (*Helianthus annuus* L.), the yield of all three crops increased with broadcast N rate. The naturally occurring weed community was dominated by *B. scoparia*, *S. tragus*, yellow foxtail [*Setaria pumila* (Poir.) Roem. & Schult.],

and *S. viridis*. Density of the weed community decreased with N rate (from 142 to 58 weeds m⁻²), suggesting that wheat's ability to suppress these weeds increased with N. Juroszek et al. (2004) used a winter wheat cultivar ('Pegassos') that has been selectively bred for competitive ability. In all 3 site-years, grain yield and ground cover of Pegassos winter wheat increased with the addition of an organic N amendment: horn meal (14% N) or fermented molasses (4% N). Ground cover of silky windgrass [*Apera spicaventi* (L.) P. Beauv.], *L. perenne* ssp. *multiflorum*, and *S. media* increased with N addition, whereas ground cover of catchweed bedstraw (*Galium aparine* L.), hairy vetch [*Vicia hirsuta* (L.) Gray], and volunteer alfalfa (*Medicago sativa* L.) was not affected by N addition. N application increased the wheat's ground cover more than weeds' ground cover, likely by increasing the ability of the competitive wheat variety to shade the weeds. Improved weed suppression may have helped enable the observed increase in yield.

Weed Competition against Intercropped Species

In some respects, fertility effects on competition between weeds and intercropped species resemble fertility effects on competition between crops and functionally diverse weed communities. For example, Liebman (1989) studied the effect of N application on growth and yield of intercropped barley and small or large varieties of field pea (*Pisum sativum* L.) in competition with white mustard (*Sinapis alba* L.). Although the addition of 180 kg N ha⁻¹ increased *S. alba* biomass dramatically (averaging 472%), barley grain yield also increased with fertility. However, grain yield of the small pea variety decreased with N addition. Because the N-fixing field pea was not strongly responsive to N addition (Scenario 3, Case D), N addition may have increased the growth and shading ability of barley and *S. alba* relative to the pea. Subsequent work on pea–barley intercropped systems confirmed the association between high N and intense competition for light, which may result in weed suppression rather than crop suppression (Corre-Hellou et al. 2011).

Like Liebman (1989), Vrignon-Brenas et al. (2016) found that increased N (100 kg N ha⁻¹) promoted growth and grain yield of the main crop, winter wheat, but decreased initial growth of the leguminous intercrop, red clover (*Trifolium pratense* L.) or white clover (*Trifolium repens* L.), in an organic relay-intercropping system. N also increased weed biomass. While the weeds did not exert so much competitive pressure that increased fertility decreased wheat yield, these results indicate a trade-off between fertilization of the main crop and weed suppression by the intercrop before wheat harvest. After wheat harvest, clover biomass became increasingly similar between the fertilization treatments. This trade-off was not apparent in a different system (Saady 2015), in which large amounts of N (up to 288 kg N ha⁻¹ top-dressed onto corn) increased corn yield without substantially affecting weed biomass in either a corn monocrop or a corn–cowpea [*Vigna unguiculata* (L.) Walp.] intercropping system (alternating ridges). Any effects of N on cowpea biomass were not reported, but the intercropping system suppressed weeds across all N levels, decreasing weed biomass by 49.5% relative to the corn monocrop. Without species-specific weed measurements, it is difficult to develop a mechanistic understanding of weed–crop competition dynamics in these studies. However, available data suggest that, from the perspective of the main crop, the intercrop may behave like any environmental factor that reduces weed competitiveness (Scenario 1, Case C), provided that competition between the main crop and intercrop is much less intense than weed competition with either species. From the perspective of the intercrop, some possible outcomes

may fall into Scenario 3, Case D or Scenario 4, Cases B and D, because potentially tall weeds can escape from control by responding to N when leguminous intercrops do not.

Effects of Nutrient Source on Weed–Crop Competition

The source used to supply nutrients can affect weed–crop competition through differences in species' preferences for particular chemical forms, rates of nutrient mineralization and availability, and ratios of added nutrients. Many organic fertility amendments also have additional characteristics (e.g., weed seed content, pathogen content, allelopathic compounds, and organic matter) that affect weed pressure but lie beyond the scope of this review.

Ammonium (NH₄⁺) and nitrate (NO₃⁻) differ in their metabolic costs of uptake and assimilation (Bloom et al. 1992), effects on soil pH (Thomson et al. 1993), and mobilities in soil solution (Binkley 1984). These differences may lead to variation in the N uptake and growth responses of crops and weeds supplied with NO₃⁻ or NH₄⁺. For example, Teyker et al. (1991) found that corn shoot growth was equally responsive to NO₃⁻ or NH₄⁺, but *A. retroflexus* growth was significantly more responsive to NO₃⁻ than to NH₄⁺ applied with a nitrification inhibitor. Another study found that *S. faberi* growth did not vary between NH₄⁺ (with a nitrification inhibitor) and NO₃⁻ treatments (Salas et al. 1997). However, at the highest fertility rate, seed production was reduced when N was supplied as NH₄⁺ with the nitrification inhibitor. In a different study, liquid urea was associated with a different weed community and lower total infestation than ammonium sulfate or calcium-ammonium nitrate (Pyšek and Lepš 1991). In some systems, it may be possible to capitalize on differences between crop and weed affinities for certain nutrient forms, essentially tailoring the N supply to minimize benefits to weeds. However, major differences between crop and weed nutrient affinities do not appear to be common.

Conventional and organic fertility amendments tend to differ with respect to timing of nutrient availability, as organic fertility amendments require time to decompose before they can release nutrients into the soil solution (Azam et al. 1985b; Dyck et al. 1995; Harris et al. 1994; Ladd and Amato 1986; Varco et al. 1993; Westcott and Mikkelsen 1987). Among organic amendments, nutrient release rate largely depends on the forms of C in the amendment and amount of C relative to N (Azam et al. 1985a, 1993). The C:N ratio of cover crops may increase with plant maturity, contributing to slower nutrient release and even temporary immobilization of N upon termination of mature cover crops (Luna-Orea et al. 1996). Similarly, mineralization rates vary across organic manures and fertilizers (Johnson et al. 2012). Mineralization rates also depend on soil temperature and moisture (Havlin et al. 1999; Stanford and Epstein 1974), so the extent of early-season nutrient limitation varies with environmental conditions.

Some researchers have hypothesized that differences in the timing of nutrient supply from organic amendments could be harnessed to improve synchrony between nutrient supply and crop demand (Myers et al. 1997). Improved synchrony may increase the nutrient uptake of the crop relative to weeds, especially when peak crop demand is not aligned with peak weed demand. Two reviews of studies related to this hypothesis have concluded that no single organic amendment releases nutrients in complete synchrony with crop demand (Crews and Peoples 2005; Palm et al. 2001). Palm et al. (2001) noted that some organic amendments release nutrients quickly after incorporation, much like conventional fertility sources, which can lead to excess supply in the early

growing season when crop demand is low. Other organic amendments release nutrients gradually over the season, which avoids excess supply early in the season but can result in inadequate nutrient supply at peak crop demand (Palm et al. 2001). Despite these limitations, apparent synchrony does occur in field situations. For example, Ketterings et al. (2012) found that in 3 of 4 yr, mid-May plow-down of a 1-yr-old red clover green manure combined with 8 to 10 kg N ha⁻¹ of starter fertilizer resulted in peak NO₃-N supply 5 to 6 wk after clover plow-down. This timing matched the peak N demand of the corn crop, which was planted in late May or early June.

Nutrient release dynamics may help explain cases in which organic amendments are associated with reduced weed–crop competition relative to inorganic fertilizers. For example, Saberali and Mohammadi (2015) found that the large and immediate N influx due to inorganic fertilization led to large soybean seed yield losses in the presence of high densities of *A. retroflexus*. Under high weed densities, soybean yield was maximized by a combination of inorganic and organic (composted dairy cattle manure and municipal waste compost) fertility sources. Another study on *A. retroflexus* (in monoculture) found that composted dairy manure increased weed growth, but fresh manure inhibited weed growth (Amisi and Doohan 2010). Working in a different system, Naderi et al. (2017) reported that *S. arvensis* biomass and associated reductions in rapeseed yield at high weed density were lower in plots fertilized only with organic amendments (composted cattle manure or composted municipal waste) than in plots fertilized with urea or combined (inorganic + organic) treatments. However, rapeseed yield at high weed density was generally similar across fertility treatments. In other cases, fertility source does not affect the intensity of weed–crop competition. Jastrzębska et al. (2019) found no differences in weed P accumulation associated with fertility source (superphosphate or phosphorite compared with eight recycled-P treatments), suggesting that recycled P would not increase the competitive effect of weeds on wheat. Knight et al. (2017) reported that N rate and source (urea ammonium nitrate, sulfur-coated urea, or composted poultry litter) did not interact with the timing of *A. palmeri* and *D. sanguinalis* control to influence corn grain yield. Data suggesting that fertility source does not affect weed–crop competition could indicate that crops and weeds require—or can make use of—similar nutrient influxes at similar times.

Data sets in which organic amendments and/or combinations of fertility sources promote weed control may be consistent with the resource pool diversity hypothesis proposed by Smith et al. (2010). This hypothesis contends that the diversity of soil resource pools is inversely associated with the intensity of weed–crop competition. The hypothesis was tested in a greenhouse replacement experiment that measured overyielding in weed–crop mixtures grown in soil from an organic cropping system (diverse crop rotation and organic fertility inputs) or soil from a conventional cropping system (Poffenbarger et al. 2015). The resource pool diversity hypothesis would predict greater overyielding in the organic soil, but the authors uncovered limited evidence for this effect. Differences in resource partitioning may be greater under field conditions. However, field conditions make it difficult to differentiate possible effects of resource pool diversity from effects of other factors, such as resource pool size (Ryan et al. 2010). The Poffenbarger et al. (2015) result may also be interpreted as an indication that no single hypothesis can capture all sources of variation in weed–crop competition.

Organic fertility amendments may increase weed growth (Juroszek et al. 2004; Little et al. 2015), sometimes to the detriment of crop yield (Liebman et al. 2004; Menalled et al. 2004). In some

cases, these trends reflect an imbalance between crop nutrient needs and the nutrients supplied by the amendment. For example, beef cattle feedlot manures and compost manures generally supply nutrients at lower N:P ratios than the N:P uptake ratios of grain crops (Eghball and Power 1999). This imbalance can result in overfertilization of P and other nutrients within a single season and a gradual elevation of soil fertility levels over time (Hart et al. 1997). If responsive weeds can take advantage of this excess fertility, weed pressure may increase. For example, weeds such as *A. powellii*, *C. album*, and *S. faberi* may exhibit large biomass responses to composted poultry manure that are not explained by the amendment's N content (Little et al. 2015). The risk of overfertilization with P and other nutrients is reduced at lower manure and compost application rates or when these fertility sources are combined with low-P sources of N, such as green manures. P levels in manure and compost may also be reduced through precision feed management (Ebeling et al. 2002; Ghebremichael et al. 2007) or manure processing (Westerman et al. 2010).

Differences in supplied nutrient ratios do not always affect weed–crop competition. For example, Ciaccia et al. (2015) reported that fertilizer type did not affect weed biomass, weed N uptake, or weed competition with organic zucchini (*Cucurbita pepo* L.). The fertilizers tested, commercial poultry manure fertilizer, anaerobic digestate fertilizer, and composted municipal solid organic wastes, contained N, P, and K in different ratios. However, differences in P and K content (the more dramatic differences between amendments) may not have affected weed–crop competition because these nutrients were not limiting. These findings show that fertility effects on weed–crop competition depend not only on nutrient supply but also on cropping system and environment. The importance of environmental conditions was also reflected in a study that measured early-season soybean–weed competition for 11 nutrients over 8 site-years (Harre and Young 2020). The nutrients N, P, K, iron (Fe), and copper (Cu) were most strongly affected by weed–crop competition; drought conditions increased the importance of weed–crop competition with respect to P, K, and Fe. This research contributes to the emerging consensus that the indirect, weed-mediated effects of fertility source on yield are both highly significant and highly context dependent.

Directions for Future Research

The conceptual framework for evaluating fertility effects on weed–crop competition provides some insight into features of experimental design that facilitate interpretation of yield outcomes and comparisons between studies. Important data to collect in competition studies include crop and weed emergence dates, relative heights of crop and weed at canopy closure and harvest, and weed density. These data are crucial to understanding relative competitiveness and determining whether it changes with fertility level. Because relative competitiveness also depends on management practices and weather conditions, both topics should be addressed in detail. Field studies involving a natural community of weeds require a summary of the most common and aggressive weeds observed. Whenever possible, weed biomass and density should be reported separately for each species. If some species are present at low frequency, it is reasonable to provide data on the dominant species and summary data on the entire weed community.

Other important parameters include weed growth response to fertility, crop yield response to fertility in a series of weed-free controls, and crop yield response to fertility under competition with weeds. Studies involving a larger number of fertility rates (more than three) tend to be particularly helpful for the construction of nutrient response curves and identification of optimal treatments for crops

in competition with weeds. A control treatment with no added fertility must be included in both the weed-free and the weedy series. Including both controls enables the researcher to determine whether a lack of yield response to fertility application rate reflects weed competition or indicates that the added nutrients were not limiting. The claim that nutrients were not limiting should also be supported with soil fertility analyses.

Agricultural research on weed-mediated effects of fertility has often focused on competition between a crop and a single weed species or functional type. This approach remains a valuable method of gathering information about fertility effects on relative growth rates, height hierarchies, and shading. It is also a realistic representation of field conditions in which most competitive pressure comes from one type of weed. However, it can be difficult to translate data on pairwise interactions into predictions about the effect of nutrients on a crop in competition with a functionally diverse community of weeds. Mechanistic models of weed–crop competition are improving in their ability to predict the effects of resource availability on heterogeneous weed communities (Renton and Chauhan 2017), but fertility dynamics are not easy to model accurately (Colbach et al. 2014; Renton and Chauhan 2017). Improved representations of fertility effects could be particularly useful if combined with models of aboveground dynamics that emphasize shading (Evers and Bastiaans 2016), which may also need to be expanded to account for multispecies interactions. Even outside quantitative modeling projects, it may be useful to interpret data on weed–crop competition under multiple fertility regimes in terms of the distributions of nutrient requirements and responsiveness associated with the weed community.

Methodological advances have increased the visibility of belowground processes and supported high-resolution data sets on root and soil traits. For example, the partially automated measurement of traits related to root size and architecture (Clark et al. 2011; Himmelbauer et al. 2004; Iyer-Pascuzzi et al. 2010) can decrease the time required to quantitatively analyze root samples, facilitating analyses of root morphology in crops and weeds. Alternatively, root growth patterns can be analyzed using minirhizotrons, which allow nondestructive observations of root growth and soil exploration over time in the field (Johnson et al. 2001). Another factor influencing weed–crop competition dynamics is the function of arbuscular mycorrhizal fungi (AMF), which may increase the availability of immobile nutrients such as P (Harley 1989; Jeffries and Rhodes 1987; Stanley et al. 1993) and improve crop yield (Zhang et al. 2019). Most plants can host AMF, but several important weed species are characterized as weak or non-AMF hosts (Jordan et al. 2000; Li et al. 2016; Vátovec et al. 2005). AMF can have a negative effect on the growth of these weed species, especially in the presence of a crop (Veiga et al. 2011). More generally, AMF colonization potential is one of several factors underlying interspecific differences in nutrient requirements and responses (Li et al. 2016). Consequently, AMF can help mediate relationships between fertility and competitiveness. AMF community composition and infection rate in crop fields also vary with management practices such as tillage, cover crop use, and crop rotations (Douds et al. 1997; Gosling et al. 2006; Vivekanandan and Fixen 1991). These effects may constitute one of many mechanisms responsible for interactions between fertilization and other management factors.

Nutrient effects on weed–crop competition can be considered on multiple temporal scales. Over periods of years or decades, increased fertility shifts weed communities in favor of the species most able to benefit from the supplied nutrients (Grime and Hunt

1975). There exists overwhelming evidence that nutrient inputs are key determinants of weed community composition, diversity, and function (Fried et al. 2009a; MacLaren et al. 2019; Pinke et al. 2016; Storkey et al. 2010; Tang et al. 2014; Wan et al. 2012). These topics were not addressed in our review because few studies connect the within-season effects of fertility on weed–crop competition in annual cropping systems (our focus) to long-term trends. Although the disconnect is understandable, we advocate an increased focus on the long-term consequences of these within-season effects. One useful approach is the collection of data on weed seed production and/or seedbank characteristics (e.g., Blackshaw et al. 2000; Brainard et al. 2011; Harker et al. 2013; Liebman et al. 2004; Lindsey et al. 2013). Alternatively, researchers can collect data for several years and report yearly observations of weed community composition alongside measures of weed–crop competition. Although both strategies can be labor-intensive, the resulting data sets are likely to promote effective decision making for long-term weed management.

Conclusion

The rate and source of added macronutrients may influence the intensity and outcome of weed–crop competition. Many agronomic and horticultural weeds are highly responsive to nutrient addition, whether grown in monoculture or annual cropping systems. However, the relative responsiveness of crop and weed and the effect of nutrient addition on weed-associated yield losses are highly variable. Using a novel conceptual framework, we have explained some of this variation in terms of crop and weed traits. We have also surveyed the effects of alternative and organic fertility amendments on weed–crop competition, integrating emerging questions with existing knowledge on nutrient addition. Our findings illustrate the possibility of explaining and predicting the effects of fertility on weed–crop competition across contexts. They also highlight the increasing importance of these indirect fertility effects to both fertility management and integrated weed management.

Acknowledgments. This research received no specific grant from any funding agency or the commercial or not-for-profit sectors. No conflicts of interest have been declared.

Supplementary material. To view supplementary material for this article, please visit <https://doi.org/10.1017/wsc.2021.1>

References

- Abouziena HF, El-Karmany MF, Singh M, Sharma SD (2007) Effect of nitrogen rates and weed control treatments on maize yield and associated weeds in sandy soils. *Weed Technol* 21:1049–1053
- Adler PB, HilleRisLambers J, Levine JM (2007) A niche for neutrality. *Ecol Lett* 10:95–104
- Amisi KJ, Doohan D (2010) Redroot pigweed (*Amaranthus retroflexus*) seedling emergence and growth in soils amended with composted dairy cattle manure and fresh dairy cattle manure under greenhouse conditions. *Weed Technol* 24:71–75
- Ampong-Nyarko K, de Datta SK (1993) Effects of nitrogen application on growth, nitrogen use efficiency and rice-weed interaction. *Weed Res* 33:269–276
- Anderson RL, Tanaka DL, Black AL, Schweizer EE (1998) Weed community and species response to crop rotation, tillage, and nitrogen fertility. *Weed Technol* 12:531–536

- Andreasen C, Litz A-S, Streibig J (2006) Growth response of six weed species and spring barley (*Hordeum vulgare*) to increasing levels of nitrogen and phosphorus. *Weed Res* 46:503–512
- Angonin C, Caussanel J-P, Meynard J-M (1996) Competition between winter wheat and *Veronica hederifolia*: influence of weed density and the amount and timing of nitrogen application. *Weed Res* 36:175–187
- Appleby AP, Olson PD, Colbert DR (1976) Winter wheat yield reduction from interference by Italian ryegrass. *Agron J* 68:463–466
- Awan TH, Chauhan BS, Cruz PCS (2014) Physiological and morphological responses of *Ischaemum rugosum* Salisb. (wrinkled grass) to different nitrogen rates and rice seeding rates. *PLoS ONE* 9:e98255
- Awan TH, Sta Cruz PC, Chauhan BS (2015) Ecological significance of rice (*Oryza sativa*) planting density and nitrogen rates in managing the growth and competitive ability of itchgrass (*Rottboellia cochinchinensis*) in direct-seeded rice systems. *J Pest Sci* 88:427–438
- Azam F, Haider K, Malik KA (1985a) Transformation of ^{14}C labelled plant components in soil in relation to immobilization and remineralization of ^{15}N fertilizer. *Plant Soil* 86:15–25
- Azam F, Malik KA, Sajjad MI (1985b) Transformations in soil and availability to plants of ^{15}N applied as inorganic fertilizer and legume residues. *Plant Soil* 86:3–13
- Azam F, Simmons FW, Mulvaney RL (1993) Mineralization of N from plant residues and its interaction with native soil N. *Soil Biol Biochem* 25:1787–1792
- Badgley C, Moghtader J, Quintero E, Zakem E, Chappell MJ, Avilés-Vázquez K, Samulon A, Perfecto I (2007) Organic agriculture and the global food supply. *Renew Agric Food Syst* 22:86–108
- Ball DA, Wysocki DJ, Chastain TG (1996) Nitrogen application timing effects on downy brome (*Bromus tectorum*) and winter wheat (*Triticum aestivum*) growth and yield. *Weed Technol* 10:305–310
- Barker DC, Knezevic SZ, Martin AR, Walters DT, Lindquist JL (2006) Effect of nitrogen addition on the comparative productivity of corn and velvetleaf (*Abutilon theophrasti*). *Weed Sci* 54:354–363
- Bartelheimer M, Poschlod P (2016) Functional characterizations of Ellenberg indicator values—a review on ecophysiological determinants. *Funct Ecol* 30:506–516
- Baskin CC, Baskin JM (2014) *Seeds: Ecology, Biogeography, and Evolution of Dormancy and Germination*. 2nd ed. San Diego, CA: Elsevier. 666 p
- Berger A, McDonald AJ, Riha SJ (2007) Does soil nitrogen affect early competitive traits of annual weeds in comparison with maize? *Weed Res* 47:509–516
- Binkley D (1984) Ion exchange resin bags: factors affecting estimates of nitrogen availability. *Soil Sci Soc Am J* 48:1181–1184
- Blackshaw RE (2005) Nitrogen fertilizer, manure, and compost effects on weed growth and competition with spring wheat. *Agron J* 97:1612–1621
- Blackshaw RE, Brandt RN (2008) Nitrogen fertilizer rate effects on weed competitiveness is species dependent. *Weed Sci* 56:743–747
- Blackshaw RE, Brandt RN (2009) Phosphorus fertilizer effects on the competition between wheat and several weed species. *Weed Biol Manag* 9:46–53
- Blackshaw RE, Brandt RN, Janzen HH, Entz T (2004a) Weed species response to phosphorus fertilization. *Weed Sci* 52:406–412
- Blackshaw RE, Brandt RN, Janzen HH, Entz T, Grant CA, Derksen DA (2003) Differential response of weed species to added nitrogen. *Weed Sci* 51:532–539
- Blackshaw RE, Molnar LJ (2009) Phosphorus fertilizer application method affects weed growth and competition with wheat. *Weed Sci* 57:311–318
- Blackshaw RE, Molnar LJ, Janzen HH (2004b) Nitrogen fertilizer timing and application method affect weed growth and competition with spring wheat. *Weed Sci* 52:614–622
- Blackshaw RE, Semach G, Janzen HH (2002) Fertilizer application method affects nitrogen uptake in weeds and wheat. *Weed Sci* 50:634–641
- Blackshaw RE, Semach G, Li X, O'Donovan JT, Harker KN (2000) Tillage, fertilizer and glyphosate timing effects on foxtail barley (*Hordeum jubatum*) management in wheat. *Can J Plant Sci* 80:655–660
- Bloom AJ, Sukrapanna SS, Warner RL (1992) Root respiration associated with ammonium and nitrate absorption and assimilation by barley. *Plant Physiol* 99:1294–1301
- Brainard DC, Bellinder RR, Kumar V (2011) Grass–legume mixtures and soil fertility affect cover crop performance and weed seed production. *Weed Technol* 25:473–479
- Brainard DC, DiTommaso A, Mohler CL (2006) Intraspecific variation in germination response to ammonium nitrate of Powell amaranth (*Amaranthus powellii*) seeds originating from organic vs. conventional vegetable farms. *Weed Sci* 54:435–442
- Buhler DD (2002) Challenges and opportunities for integrated weed management. *Weed Sci* 50:273–280
- Carlson HL, Hill JE (1986) Wild oat (*Avena fatua*) competition with spring wheat: effects of nitrogen fertilization. *Weed Sci* 34:29–33
- Carpenter SR, Caraco NF, Correll DL, Howarth RW, Sharpley AN, Smith VH (1998) Nonpoint pollution of surface waters with phosphorus and nitrogen. *Ecol Appl* 8:559–568
- Caswell H (1976) Community structure: a neutral model analysis. *Ecol Monogr* 46:327–354
- Cathcart RJ, Chandler K, Swanton CJ (2004) Fertilizer nitrogen rate and the response of weeds to herbicides. *Weed Sci* 52:291–296
- Chapin FS (1980) The mineral nutrition of wild plants. *Annu Rev Ecol Syst* 11:233–260
- Ciaccia C, Montemurro F, Campanelli G, Diacono M, Fiore A, Canali S (2015) Legume cover crop management and organic amendments application: effects on organic zucchini performance and weed competition. *Sci Hortic* 185:48–58
- Clark RT, MacCurdy RB, Jung JK, Shaff JE, McCouch SR, Aneshansley DJ, Kochian LV (2011) Three-dimensional root phenotyping with a novel imaging and software platform. *Plant Physiol* 156:455–465
- Colbach N, Collard A, Guyot SHM, Mézière D, Munier-Jolain N (2014) Assessing innovative sowing patterns for integrated weed management with a 3D crop:weed competition model. *Eur J Agron* 53:74–89
- Colbach N, Cordeau S (2018) Reduced herbicide use does not increase crop yield loss if it is compensated by alternative preventive and curative measures. *Eur J Agron* 94:67–78
- Conley DJ, Paerl HW, Howarth RW, Boesch DF, Seitzinger SP, Havens KE, Lancelot C, Likens GE (2009) Controlling eutrophication: nitrogen and phosphorus. *Science* 323:1014–1015
- Corre-Hellou G, Dibet A, Hauggaard-Nielsen H, Crozat Y, Gooding M, Ambus P, Dahlmann C, von Fragstein P, Pristeri A, Monti M, Jensen ES (2011) The competitive ability of pea–barley intercrops against weeds and the interactions with crop productivity and soil N availability. *Field Crops Res* 122:264–272
- Crews TE, Peoples MB (2005) Can the synchrony of nitrogen supply and crop demand be improved in legume and fertilizer-based agroecosystems? A review. *Nutr Cycl Agroecosyst* 72:101–120
- Cudney D, Jordan L, Bendixen W, Holt J, Hall A, Corbett C, Reints J (1991) Wild oat competition in short-statured wheat. *Calif Agric* 45:22–23
- Dayoub E, Naudin C, Piva G, Shirtliffe SJ, Fustec J, Corre-Hellou G (2017) Traits affecting early season nitrogen uptake in nine legume species. *Heliyon* 3:e00244
- Délye C, Jasieniuk M, Le Corre V (2013) Deciphering the evolution of herbicide resistance in weeds. *Trends Genet* 29:649–658
- Dhima KV, Eleftherohorinos IG (2001) Influence of nitrogen on competition between winter cereals and sterile oat. *Weed Sci* 49:77–82
- DiTommaso JM (1995) Approaches for improving crop competitiveness through the manipulation of fertilization strategies. *Weed Sci* 43:491–497
- Donald CM, Hamblin J (1976) The biological yield and harvest index of cereals as agronomic and plant breeding criteria. Pages 361–405 in Brady NC, ed. *Advances in Agronomy*. New York: Academic
- Douds DD, Galvez L, Franke-Snyder M, Reider C, Drinkwater LE (1997) Effect of compost addition and crop rotation point upon VAM fungi. *Agric Ecosyst Environ* 65:257–266
- Dyck E, Liebman M, Erich MS (1995) Crop–weed interference as influenced by a leguminous or synthetic fertilizer nitrogen source: I. Doublecropping experiments with crimson clover, sweet corn, and lambsquarters. *Agric Ecosyst Environ* 56:93–108
- Ebeling AM, Bundy LG, Powell JM, Andraski TW (2002) Dairy diet phosphorus effects on phosphorus losses in runoff from land-applied manure. *Soil Sci Am J* 66:284–291
- Eghball B, Power JF (1999) Phosphorus- and nitrogen-based manure and compost applications corn production and soil phosphorus. *Soil Sci Soc Am J* 63:895–901

- Ehleringer JR, Monson RK (1993) Evolutionary and ecological aspects of photosynthetic pathway variation. *Annu Rev Ecol Syst* 24:411–439
- Evans SP, Knezevic SZ, Lindquist JL, Shapiro CA, Blankenship EE (2003) Nitrogen application influences the critical period for weed control in corn. *Weed Sci* 51:408–417
- Evers JB, Bastiaans L (2016) Quantifying the effect of crop spatial arrangement on weed suppression using functional-structural plant modelling. *J Plant Res* 129:339–351
- Fawcett RS, Slife FW (1978) Effects of field applications of nitrate on weed seed germination and dormancy. *Weed Sci* 26:594–596
- Fried G, Chauvel B, Reboud X (2009a) A functional analysis of large-scale temporal shifts from 1970 to 2000 in weed assemblages of sunflower crops in France. *J Veg Sci* 20:49–58
- Fried G, Petit S, Dessaint F, Reboud X (2009b) Arable weed decline in northern France: crop edges as refugia for weed conservation? *Biol Conserv* 142:238–243
- Gaba S, Perronne R, Fried G, Gardarin A, Bretagnolle F, Biju-Duval L, FColbach N, Cordeau S, Fernández-Aparicio M, Gauvrit C, Gibot-Leclerc S, Guillemain J-P, Moreau D, Munier-Jolain N, Strbik F, Reboud X (2017) Response and effect traits of arable weeds in agro-ecosystems: a review of current knowledge. *Weed Res* 57:123–147
- Gallagher RS, Cardina J (1998) Phytochrome-mediated *Amaranthus* germination II: development of very low fluence sensitivity. *Weed Sci* 46:53–58
- García-Martín A, López-Bellido R, Coletto J (2007) Fertilisation and weed control effects on yield and weeds in durum wheat grown under rain-fed conditions in a Mediterranean climate. *Weed Res* 47:140–148
- Gastal F, Lemaire G (2002) N uptake and distribution in crops: an agronomical and ecophysiological perspective. *J Exp Bot* 53:789–799
- Gause GF (1934) *The Struggle for Existence*. Baltimore, MD: Williams and Wilkins
- Ghebremichael LT, Cerosaletti PE, Veith TL, Rotz CA, Hamlett JM, Gburek WJ (2007) Economic and phosphorus-related effects of precision feeding and forage management at a farm scale. *J Dairy Sci* 90:3700–3715
- Gosling P, Hodge A, Goodlass G, Bending GD (2006) Arbuscular mycorrhizal fungi and organic farming. *Agric Ecosyst Environ* 113:17–35
- Grant CA, Derksen DA, Blackshaw RE, Entz T, Janzen HH (2007) Differential response of weed and crop species to potassium and sulphur fertilizers. *Can J Plant Sci* 87:293–296
- Grime JP (1977) Evidence for the existence of three primary strategies in plants and its relevance to ecological and evolutionary theory. *Am Nat* 111:1169–1194
- Grime JP (1979) *Plant Strategies and Vegetation Processes*. Chichester, UK: Wiley. 222 p
- Grime JP, Hunt R (1975) Relative growth-rate: its range and adaptive significance in a local flora. *J Ecol* 63:393–422
- Harbur MM, Owen MDK (2004) Light and growth rate effects on crop and weed responses to nitrogen. *Weed Sci* 52:578–583
- Harker KN, O'Donovan JT, Turkington TK, Blackshaw RE, Johnson EN, Brandt S, Kutcher HR, Clayton GW (2013) Weed interference impacts and yield recovery after four years of variable crop inputs in no-till barley and canola. *Weed Technol* 27:281–290
- Harley JL (1989) The significance of mycorrhiza. *Mycol Res* 92:129–139
- Harre NT, Young BG (2020) Early-season nutrient competition between weeds and soybean. *J Plant Nutr* 43:1887–1906
- Harris GH, Hesterman OB, Paul EA, Peters SE, Janke RR (1994) Fate of legume and fertilizer nitrogen-15 in a long-term cropping systems experiment. *Agron J* 86:910–915
- Hart JM, Marx ES, Christensen NW, Moore JA (1997) Nutrient management strategies. *J Dairy Sci* 80:2659–2666
- Havlin JL, Beaton JD, Tisdale SL, Nelson WL (1999) *Soil Fertility and Fertilizers: An Introduction to Nutrient Management*. 6th ed. Upper Saddle River, NJ: Prentice Hall. 499 p
- Heggenstaller AH, Moore KJ, Liebman M, Anex RP (2009) Nitrogen influences biomass and nutrient partitioning by perennial, warm-season grasses. *Agron J* 101:1363–1371
- Hejman M, Křišťálová V, Červená K, Hrdličková J, Pavlů V (2012) Effect of nitrogen, phosphorus and potassium availability on mother plant size, seed production and germination ability of *Rumex crispus*. *Weed Res* 52:260–268
- Hellwig KB, Johnson WG, Scharf PC (2002) Grass weed interference and nitrogen accumulation in no-tillage corn. *Weed Sci* 50:757–762
- Hill MO, Carey PD (1997) Prediction of yield in the Rothamsted Park Grass Experiment by Ellenberg indicator values. *J Veg Sci* 8:579–586
- Himmelbauer ML, Loiskandl W, Kastanek F (2004) Estimating length, average diameter and surface area of roots using two different Image analyses systems. *Plant Soil* 260:111–120
- Hoveland CS, Buchanan GA, Harris MC (1976) Response of weeds to soil phosphorus and potassium. *Weed Sci* 24:194–201
- Hrdličková J, Hejman M, Křišťálová V, Pavlů V (2011) Production, size, and germination of broad-leaved dock seeds collected from mother plants grown under different nitrogen, phosphorus, and potassium supplies. *Weed Biol Manag* 11:190–201
- Hubbell SP (2001) *The Unified Neutral Theory of Biodiversity and Biogeography*. Princeton, NJ: Princeton University Press. 394 p
- Hughner RS, McDonagh P, Prothero A, Shultz CJ, Stanton J (2007) Who are organic food consumers? A compilation and review of why people purchase organic food. *J Consum Behav* 6:94–110
- Iyer-Pascuzzi AS, Symonova O, Mileyko Y, Hao Y, Belcher H, Harer J, Weitz JS, Benfey PN (2010) Imaging and analysis platform for automatic phenotyping and trait ranking of plant root systems. *Plant Physiol* 152:1148–1157
- Jastrzębska M, Kostrzevska MK, Saeid A (2019) Can phosphorus from recycled fertilisers replace conventional sources? An agronomic evaluation in field-scale experiments on temperate Luvisols. *Appl Sci* 9:2086
- Jeffries P, Rhodes LH (1987) Use of mycorrhizae in agriculture. *Crit Rev Biotechnol* 5:319–357
- Johnson HJ, Colquhoun JB, Bussan AJ, Laboski CAM (2012) Estimating nitrogen mineralization of composted poultry manure, organic fertilizers, and green manure crops for organic sweet corn production on a sandy soil under laboratory conditions. *HortTechnology* 22:37–43
- Johnson MG, Tingey DT, Phillips DL, Storm MJ (2001) Advancing fine root research with minirhizotrons. *Environ Exp Bot* 45:263–289
- Johnson WG, Ott EJ, Gibson KD, Nielsen RL, Bauman TT (2007) Influence of nitrogen application timing on low density giant ragweed (*Ambrosia trifida*) interference in corn. *Weed Technol* 21:763–767
- Jordan NR, Zhang J, Huerd S (2000) Arbuscular-mycorrhizal fungi: potential roles in weed management. *Weed Res* 40:397–410
- Juroszek P, Drews S, Neuhoff D, Köpke U (2004) Effects of organic fertilisers on the development of weeds and winter wheat. *J Plant Dis Prot* 19:611–618
- Kaur S, Kaur R, Chauhan BS (2018) Understanding weed-crop-fertilizer-water interactions and their implications for weed management in agricultural systems. *Crop Prot* 103:65–72
- Ketterings Q, Godwin G, Mohler CL, Caldwell B, Czymmek K (2012) Impact of clover incorporation on ammonium, nitrate, and ISNT-N over time: 4-year summary. What's Cropping Up? 22:14–18. <https://blogs.cornell.edu/whatscroppingup/2012/02/16/impact-of-clover-incorporation-on-ammonium-nitrate-and-isnt-n-over-time-4-year-summary/>. Accessed: January 24, 2021
- Kirkland KJ, Beckie HJ (1998) Contribution of nitrogen fertilizer placement to weed management in spring wheat (*Triticum aestivum*). *Weed Technol* 12:507–514
- Knight AM, Everman WJ, Jordan DL, Heiniger RW, Smyth TJ (2017) Interactions of nitrogen source and rate and weed removal timing relative to nitrogen content in corn and weeds and corn grain yield. *Int Sch Res Notices* 2017:1–8
- Kolhe SS, Mitra BN, Bhadauria SS (1988) Effect of weed control and levels of nitrogen on performance of transplanted rice and nutrients uptake by rice and weeds. *Trop Pest Manag* 34:102–105
- Kristensen L, Olsen J, Weiner J (2008) Crop density, sowing pattern, and nitrogen fertilization effects on weed suppression and yield in spring wheat. *Weed Sci* 56:97–102
- Ladd JN, Amato M (1986) The fate of nitrogen from legume and fertilizer sources in soils successively cropped with wheat under field conditions. *Soil Biol Biochem* 18:417–425
- Leibold MA, McPeck MA (2006) Coexistence of the niche and neutral perspectives in community ecology. *Ecology* 87:1399–1410
- Li M, Jordan NR, Koide RT, Yannarell AC, Davis AS (2016) Meta-analysis of crop and weed growth responses to arbuscular mycorrhizal fungi: implications for integrated weed management. *Weed Sci* 64:642–652

- Liebman M (1989) Effects of nitrogen fertilizer, irrigation, and crop genotype on canopy relations and yields of an intercrop/weed mixture. *Field Crops Res* 27:83–100
- Liebman M, Davis AS (2000) Integration of soil, crop and weed management in low-external-input farming systems. *Weed Res* 40:27–47
- Liebman M, Menalled FD, Buhler DD, Richard TL, Sundberg DN, Cambardella CA, Kohler KA (2004) Impacts of composted swine manure on weed and corn nutrient uptake, growth, and seed production. *Weed Sci* 52:365–375
- Lindsey AJ, Renner KA, Everman WJ (2013) Cured dairy compost influence on weed competition and on 'Snowden' potato yield. *Weed Technol* 27:378–388
- Little NG, Mohler CL, Ketterings QM, DiTommaso A (2015) Effects of organic nutrient amendments on weed and crop growth. *Weed Sci* 63:710–722
- Lososová Z, Chytrý M, Kühn I (2008) Plant attributes determining the regional abundance of weeds on central European arable land. *J Biogeogr* 35:177–187
- Luna-Orea P, Waggener MG, Gumpertz ML (1996) Decomposition and nutrient release dynamics of two tropical legume cover crops. *Agron J* 88:758–764
- MacArthur RH, Wilson EO (1967) *The Theory of Island Biogeography*. Princeton, NJ: Princeton University Press. 226 p
- MacLaren C, Storkey J, Strauss J, Swanepoel P, Dehnen-Schmutz K (2019) Livestock in diverse cropping systems improve weed management and sustain yields whilst reducing inputs. *J Appl Ecol* 56:144–156
- Matthews TJ, Whittaker RJ (2014) Neutral theory and the species abundance distribution: recent developments and prospects for unifying niche and neutral perspectives. *Ecol Evol* 4:2263–2277
- Menalled FD, Liebman M, Buhler DD (2004) Impact of composted swine manure and tillage on common waterhemp (*Amaranthus rudis*) competition with soybean. *Weed Sci* 52:605–613
- Mesbah AO, Miller SD (1999) Fertilizer placement affects jointed goatgrass (*Aegilops cylindrica*) competition in winter wheat (*Triticum aestivum*). *Weed Technol* 13:374–377
- Milberg P, Hallgren E (2004) Yield loss due to weeds in cereals and its large-scale variability in Sweden. *Field Crops Res* 86:199–209
- Moreau D, Busset H, Matejcek A, Munier-Jolain N (2014) The ecophysiological determinants of nitrophily in annual weed species. *Weed Res* 54:335–346
- Moreau D, Milard G, Munier-Jolain N (2013) A plant nitrophily index based on plant leaf area response to soil nitrogen availability. *Agron Sustain Dev* 33:809–815
- Mortensen DA, Egan JF, Maxwell BD, Ryan MR, Smith RG (2012) Navigating a critical juncture for sustainable weed management. *BioScience* 62:75–84
- Myers RJK, Van Noordwijk M, Vityakon P (1997) Synchrony of nutrient release and plant demand: plant litter quality, soil environment and farmer management options. Pages 215–229 in Cadish G, Giller KE, eds. *Driven by Nature: Plant Litter Quality and Decomposition*. Wallingford, UK: CAB International.
- Naderi R, Edalat M, Egan TP (2017) Organic and urea nitrogen fertilizer effects on rapeseed and wild mustard competition. *J Plant Nutr* 40:2087–2095
- Norsworthy JK, Ward SM, Shaw DR, Llewellyn RS, Nichols RL, Webster TM, Bradley KW, Frisvold G, Powles SB, Burgos NR, Witt WW, Barrett M (2012) Reducing the risks of herbicide resistance: best management practices and recommendations. *Weed Sci* 60:31–62
- Palm CA, Giller KE, Mafongoya PL, Swift MJ (2001) Management of organic matter in the tropics: translating theory into practice. *Nutr Cycl Agroecosyst* 61:63–75
- Paolini R, Faustini F, Saccardo F, Crinò P (2006) Competitive interactions between chick-pea genotypes and weeds. *Weed Res* 46:335–344
- Petersen J (2003) Weeds: spring barley competition for applied nitrogen in pig slurry. *Weed Res* 43:33–39
- Pinke G, Blazsek K, Magyar L, Nagy K, Karácsony P, Czúcz B, Botta-Dukát Z (2016) Weed species composition of conventional soybean crops in Hungary is determined by environmental, cultural, weed management and site variables. *Weed Res* 56:470–481
- Poffenbarger HJ, Mirsky SB, Teasdale JR, Spargo JT, Cavigelli MA, Kramer M (2015) Nitrogen competition between corn and weeds in soils under organic and conventional management. *Weed Sci* 63:461–476
- Powles SB, Yu Q (2010) Evolution in action: plants resistant to herbicides. *Annu Rev Plant Biol* 61:317–347
- Pyšek P, Lepš J (1991) Response of a weed community to nitrogen fertilization: a multivariate analysis. *J Veg Sci* 2:237–244
- Qasem JR, Hill TA (1995) Growth, development and nutrient accumulation in *Senecio vulgaris* L. and *Chenopodium album* L. *Weed Res* 35:187–196
- Rasmussen K (2002) Influence of liquid manure application method on weed control in spring cereals. *Weed Res* 42:287–298
- Rasmussen K, Rasmussen J, Petersen J (1996) Effects of fertilizer placement on weeds in weed harrowed spring barley. *Acta Agric Scand B Soil Plant Sci* 46:192–196
- Rasmussen PE (1995) Effects of fertilizer and stubble burning on downy brome competition in winter wheat. *Commun Soil Sci Plant Anal* 26:951–960
- Renton M, Chauhan BS (2017) Modelling weed-crop competition: why, what, how and what lies ahead? *Crop Prot* 95:101–108
- Ruf-Pachta EK, Rule DM, Dille JA (2013) Corn and Palmer amaranth (*Amaranthus palmeri*) interactions with nitrogen in dryland and irrigated environments. *Weed Sci* 61:249–258
- Ryan MR, Mortensen DA, Bastiaans L, Teasdale JR, Mirsky SB, Curran WS, Seidel R, Wilson DO, Hepperly PR (2010) Elucidating the apparent maize tolerance to weed competition in long-term organically managed systems. *Weed Res* 50:25–36
- Saberali SF, Modarres-Sanavy SAM, Bannayan Aval M, Aghaalkhani M, Haghayegh G, Hoogenboom G (2016) Common bean canopy characteristics and N assimilation as affected by weed pressure and nitrogen rate. *J Agric Sci* 154:598–611
- Saberali SF, Mohammadi K (2015) Organic amendments application down-weight the negative effects of weed competition on the soybean yield. *Ecol Eng* 82:451–458
- Sage RF, Percy RW (1987) The nitrogen use efficiency of C₃ and C₄ plants: I. Leaf nitrogen, growth, and biomass partitioning in *Chenopodium album* (L.) and *Amaranthus retroflexus* (L.). *Plant Physiol* 84:954–958
- Salas ML, Hickman MV, Huber DM, Schreiber MM (1997) Influence of nitrate and ammonium nutrition on the growth of giant foxtail (*Setaria faberi*). *Weed Sci* 45:664–669
- Santos BM, Dusky JA, Stall WM, Bewick TA, Shilling DG (2004a) Mechanisms of interference of smooth pigweed (*Amaranthus hybridus*) and common purslane (*Portulaca oleracea*) on lettuce as influenced by phosphorus fertility. *Weed Sci* 52:78–82
- Santos BM, Dusky JA, Stall WM, Gilreath JP (2004b) Influence of common lambsquarters (*Chenopodium album*) densities and phosphorus fertilization on lettuce. *Crop Prot* 23:173–176
- Santos BM, Morales-Payan JP, Stall WM, Bewick TA (1998) Influence of purple nutsedge (*Cyperus rotundus*) density and nitrogen rate on radish (*Raphanus sativus*) yield. *Weed Sci* 46:661–664
- Sananus S, Polthanee A, Audebert A, Seripong S, Mouret J-C (2010) Suppressing weeds in direct-seeded lowland rainfed rice: effect of cutting dates and timing of fertilizer application. *Crop Prot* 29:927–935
- Sardi K, Beres I (1996) Effects of fertilizer salts on the germination of corn, winter wheat, and their common weed species. *Commun Soil Sci Plant Anal* 27:1227–1235
- Saudy HS (2015) Maize-cowpea intercropping as an ecological approach for nitrogen-use rationalization and weed suppression. *Arch Agron Soil Sci* 61:1–14
- Sengxua P, Jackson T, Simali P, Vial LK, Douangboupha K, Clarke E, Harnpichitvitaya D, Wade LJ (2019) Integrated nutrient-weed management under mechanised dry direct seeding (DDS) is essential for sustained small-holder adoption in rainfed lowland rice (*Oryza sativa* L.). *Exp Agric* 55: 509–525
- Serrano L, Filella I, Peñuelas J (2000) Remote sensing of biomass and yield of winter wheat under different nitrogen supplies. *Crop Sci* 40:723–731
- Seufert V, Ramankutty N, Foley JA (2012) Comparing the yields of organic and conventional agriculture. *Nature* 485:229–232
- Shipley B, Keddy PA (1988) The relationship between relative growth rate and sensitivity to nutrient stress in twenty-eight species of emergent macrophytes. *J Ecol* 76:1101–1110

- Smith MR, Rao IM, Merchant A (2018) Source-sink relationships in crop plants and their influence on yield development and nutritional quality. *Front Plant Sci* 9:1889
- Smith RG, Mortensen DA, Ryan MR (2010) A new hypothesis for the functional role of diversity in mediating resource pools and weed-crop competition in agroecosystems. *Weed Res* 50:37–48
- Sønderskov M, Swanton CJ, Kudsk P (2012) Influence of nitrogen rate on the efficacy of herbicides with different modes of action. *Weed Res* 52:169–177
- Spalding R, Exner M (1993) Occurrence of nitrate in groundwater: a review. *J Environ Qual* 22:392–402
- Stanford G, Epstein E (1974) Nitrogen mineralization-water relations in soils. *Soil Sci Soc Am J* 38:103–107
- Stanley MR, Koide RT, Shumway DL (1993) Mycorrhizal symbiosis increases growth, reproduction and recruitment of *Abutilon theophrasti* Medic. in the field. *Oecologia* 94:30–35
- Storkey J, Moss SR, Cussans JW (2010) Using assembly theory to explain changes in a weed flora in response to agricultural intensification. *Weed Sci* 58:39–46
- Swanton CJ, Shrestha A, Roy RC, Ball-Coelho BR, Knezevic SZ (1999) Effect of tillage systems, N, and cover crop on the composition of weed flora. *Weed Sci* 47:454–461
- Sweeney AE, Renner KA, Laboski C, Davis A (2008) Effect of fertilizer nitrogen on weed emergence and growth. *Weed Sci* 56:714–721
- Tang L, Wan K, Cheng C, Li R, Wang D, Pan J, Tao Y, Xie J, Chen F (2014) Effect of fertilization patterns on the assemblage of weed communities in an upland winter wheat field. *J Plant Ecol* 7:39–50
- Terry RM, Marquardt PT, Camberato JJ, Johnson WG (2012) The influence of nitrogen application timing and rate on volunteer corn interference in hybrid corn. *Weed Sci* 60:510–515
- Teyker RH, Hoelzer HD, Liebl RA (1991) Maize and pigweed response to nitrogen supply and form. *Plant Soil* 135:287–292
- Thomson CJ, Marschner H, Römheld V (1993) Effect of nitrogen fertilizer form on pH of the bulk soil and rhizosphere, and on the growth, phosphorus, and micronutrient uptake of bean. *J Plant Nutr* 16:493–506
- Tilman D (1982) *Resource Competition and Community Structure*. Princeton, NJ: Princeton University Press. 308 p
- Tursun N, Datta A, Tuncel E, Kantarci Z, Knezevic S (2015) Nitrogen application influenced the critical period for weed control in cotton. *Crop Prot* 74:85–91
- Ugen MA, Wien HC, Wortmann CS (2002) Dry bean competitiveness with annual weeds as affected by soil nutrient availability. *Weed Sci* 50:530–535
- Varco JJ, Frye WW, Smith MS, MacKown CT (1993) Tillage effects on legume decomposition and transformation of legume and fertilizer nitrogen-15. *Soil Sci Soc Am J* 57:750–756
- Vatovec C, Jordan N, Huerd S (2005) Responsiveness of certain agronomic weed species to arbuscular mycorrhizal fungi. *Renew Agric Food Syst* 20:181–189
- Weiga RSL, Jansa J, Frossard E, Heijden MGA van der (2011) Can arbuscular mycorrhizal fungi reduce the growth of agricultural weeds? *PLoS ONE* 6: e27825
- Vengris J, Colby WG, Drake M (1955) Plant nutrient competition between weeds and corn. *Agron J* 47:213–216
- Vivekanandan M, Fixen PE (1991) Cropping systems effects on mycorrhizal colonization, early growth, and phosphorus uptake of corn. *Soil Sci Soc Am J* 55:136–140
- Vrignon-Brenas S, Celette F, Amossé C, David C (2016) Effect of spring fertilization on ecosystem services of organic wheat and clover relay intercrops. *Eur J Agron* 73:73–82
- Wan K, Tao Y, Li R, Pan J, Tang L, Chen F (2012) Influences of long-term different types of fertilization on weed community biodiversity in rice paddy fields. *Weed Biol Manag* 12:12–21
- Wang L, Liu Q, Dong X, Liu Y, Lu J (2019) Herbicide and nitrogen rate effects on weed suppression, N uptake, use efficiency and yield in winter oilseed rape (*Brassica napus* L.). *Glob Ecol Conserv* 17:e00529
- Weih M, Asplund L, Bergkvist G (2011) Assessment of nutrient use in annual and perennial crops: a functional concept for analyzing nitrogen use efficiency. *Plant Soil* 339:513–520
- Weiner J (1990) Asymmetric competition in plant populations. *Trends Ecol Evol* 5:360–364
- Weiner J, Andersen SB, Wille WK-M, Griepentrog HW, Olsen JM (2010) Evolutionary agroecology: the potential for cooperative, high density, weed-suppressing cereals. *Evol Appl* 3:473–479
- Westcott MP, Mikkelsen DS (1987) Comparison of organic and inorganic nitrogen sources for rice. *Agron J* 79:937–943
- Westerman PW, Bowers KE, Zering KD (2010) Phosphorus recovery from covered digester effluent with a continuous-flow struvite crystallizer. *Appl Eng Agric* 26:153–161
- Williams JT, Harper JL (1965) Seed polymorphism and germination. I. The influence of nitrates and low temperatures on the germination of *Chenopodium album*. *Weed Res* 5:141–150
- Wong SC (1979) Elevated atmospheric partial pressure of CO₂ and plant growth: I. Interactions of nitrogen nutrition and photosynthetic capacity in C₃ and C₄ plants. *Oecologia* 44:68–74
- Wulff RD, Bazzaz FA (1992) Effect of the parental nutrient regime on growth of the progeny in *Abutilon theophrasti* (Malvaceae). *Am J Bot* 79: 1102–1107
- Zhang S, Lehmann A, Zheng W, You Z, Rillig MC (2019) Arbuscular mycorrhizal fungi increase grain yields: a meta-analysis. *New Phytol* 222: 543–555
- Zimdahl R, ed (2018) *Integrated Weed Management for Sustainable Agriculture*. Philadelphia, PA: Burleigh Dodds Science Publishing. 476 p