



Recruitment Biology of Cleavers (*Galium* spp.) Populations in Western Canada

Authors: De Roo, Andrea, Tozzi, Eric, Benaragama, Dilshan I., and Willenborg, Christian J.

Source: Weed Science, 70(6) : 669-679

Published By: Weed Science Society of America

URL: <https://doi.org/10.1017/wsc.2022.52>





BioOne Complete ([complete.BioOne.org](https://complete.bioone.org)) is a full-text database of 200 subscribed and open-access titles in the biological, ecological, and environmental sciences published by nonprofit societies, associations, museums, institutions, and presses.

Your use of this PDF, the BioOne Complete website, and all posted and associated content indicates your acceptance of BioOne's Terms of Use, available at www.bioone.org/terms-of-use.

Usage of BioOne Complete content is strictly limited to personal, educational, and non - commercial use. Commercial inquiries or rights and permissions requests should be directed to the individual publisher as copyright holder.

BioOne sees sustainable scholarly publishing as an inherently collaborative enterprise connecting authors, nonprofit publishers, academic institutions, research libraries, and research funders in the common goal of maximizing access to critical research.

Recruitment biology of cleavers (*Galium* spp.) populations in western Canada

Andrea De Roo¹ , Eric Tozzi² , Dilshan I. Benaragama³  and Christian J. Willenborg⁴ 

Research Article

Cite this article: De Roo A, Tozzi E, Benaragama DI, Willenborg CJ (2022) Recruitment biology of cleavers (*Galium* spp.) populations in western Canada. *Weed Sci.* **70**: 669–679. doi: [10.1017/wsc.2022.52](https://doi.org/10.1017/wsc.2022.52)

Received: 11 May 2022

Revised: 26 August 2022

Accepted: 8 September 2022

First published online: 29 September 2022

Associate Editor:

Nicholas Basinger, University of Georgia

Keywords:

Base temperature; emergence timing; germination; germination ecology; seedbank; seedbank ecology

Author for correspondence:

Dilshan I. Benaragama, Department of Plant Sciences, University of Manitoba, 66 Daffoe Road, University of Manitoba (Fort Garry campus), Winnipeg, MB R3T 2N2, Canada. Email: dilshan.benaragama@umanitoba.ca

¹Graduate Student, Department of Plant Sciences, College of Agriculture and Bioresources, University of Saskatchewan, Saskatoon, SK, Canada; ²Former Postdoctoral Fellow, Department of Plant Sciences, College of Agriculture and Bioresources, University of Saskatchewan, Saskatoon, SK, Canada; ³Assistant Professor, Department of Plant Sciences, University of Manitoba, Winnipeg, MB, Canada and ⁴Associate Professor, Department of Plant Sciences, College of Agriculture and Bioresources, University of Saskatchewan, Saskatoon, SK, Canada

Abstract

Two species of cleavers, *Galium aparine* L. and *Galium spurium* L., are known to inhabit croplands in western Canada. The latter is the more abundant of the two species. An increased abundance of these species over the most recent decades warrants a more comprehensive understanding of their developmental phenology and the cause of this increase. This study aimed to identify the base temperature and emergence characteristics of *Galium* spp. across different populations from western Canada. A thermal gradient plate experiment was conducted using five *G. spurium* populations collected from various Saskatchewan (SK) and Alberta (AB) locations. One known *G. aparine* reference sample was also included. A common garden experiment was conducted using the six *Galium* spp. populations to determine emergence characteristics. The base germination temperature identified was 2 °C for all populations of *G. spurium* and 4 °C for *G. aparine*. The median germination temperature for *G. aparine* was 8.34 °C, whereas *G. spurium* had a similar median germination temperature of 6.5 °C. Despite similar germination characteristics, the field emergence study revealed differences between populations' initiation of emergence (150 to 250 growing degree days [GDD]) and time to 50% emergence (275 to 470 GDD) in spring. Highly variable emergence among years and populations within the year (200 to 600 GDD in 2013 and 100 to 200 GDD in 2014) were observed during fall, probably due to differences in moisture availability. Cumulative emergence among populations in fall was very low (1% to 9%) compared with spring emergence (2% to 17%). Overall, this study provides evidence for a low base temperature and differences in emergence periodicity among populations, both of which may be significant factors contributing to the seasonal success of this species.

Introduction

Cleavers (*Galium* spp.) are considered weedy plants globally and are found in many different types of ecosystems (Holm et al. 1977; Malik and Vanden Born 1984). Two species of cleavers, catchweed bedstraw (*Galium aparine* L.) and false cleavers (*Galium spurium* L.) are found in cropped fields across North America and Europe. North American populations of *G. aparine* require nutrient-rich, shaded, and moist environments to complete their life cycle (Holm et al. 1977; Malik and Vanden Born 1988). In contrast, *G. spurium* is commonly found in open, brighter habitats with high moisture and fertility, including cropped fields (Malik and Vanden Born 1984; Moore 1975). In most cases, both *Galium* species are commonly identified as “cleavers” (Hübner et al. 2003; Reid and Van Acker 2005), because they have common growth patterns and are difficult to distinguish visually. However, De Roo et al. (2019) sampled several *Galium* spp. populations from across western Canada and based on molecular and morphological analyses, determined all populations were *G. spurium*.

Galium spp. can be problematic in spring- and winter-sown crops (Aziz et al. 2009; Froud-Williams 1985). They exhibit high relative abundance on the Canadian Prairies, particularly in the province of Saskatchewan, where this species is now ranked seventh in abundance across all types of annual crops (Leeson et al. 2005). Within canola crops (*Brassica napus* L.), *Galium* spp. were ranked 6th in relative abundance, up from 31st in the 1970s (Leeson 2012). The increasing relative abundance of *Galium* spp. in field crops impacts crop production, because *Galium* spp. reduce yield, increase crop lodging, interfere with harvest operations, and reduce crop grades. For example, canola yield losses varied between 4% and 28% where competition from *Galium* spp. was documented (Malik and Vanden Born 1987). However, *Galium* spp. have been reported to reduce spring wheat (*Triticum aestivum* L.) yields by up to 60% (Rola 1971) and winter wheat yields by 57% (Wright and Wilson 1987). One hypothesis that may explain

© The Author(s), 2022. Published by Cambridge University Press on behalf of the Weed Science Society of America. This is an Open Access article, distributed under the terms of the Creative Commons Attribution licence (<https://creativecommons.org/licenses/by/4.0/>), which permits unrestricted re-use, distribution and reproduction, provided the original article is properly cited.



the increased relative abundance of *Galium* spp. across western Canada is the development of resistance to acetolactate synthase (ALS) inhibitors and auxin-mimicking herbicides (Hall et al. 1998). Approximately 20% of *Galium* spp. populations surveyed in Saskatchewan have evolved resistance to ALS-inhibiting herbicides, and *Galium* spp. are considered at high risk for evolving glyphosate resistance (Beckie et al. 2011; Beckie et al. 2020). A second hypothesis involves the ability of *Galium* spp. to evade weed management tactics due to their plasticity. *Galium aparine* ecotypes, in particular, have high phenotypic plasticity and genetic diversity, enabling them to adapt to changing environmental conditions (Taylor 1999). Other than *G. aparine*'s own biological and physiological adaptations, changes in crop production practices, notably the adoption of no-till practices in the Canadian Prairies and changes in climatic conditions, may have contributed to its increasing abundance in the past decade. Furthermore, different *G. aparine* ecotypes are markedly different in seed germination ecology (Auge and Mahn 1988; Bain and Attridge 1988). Masuda and Washitani (1992) also identified differences in germination characteristics among different local ecotypes of *G. spurium*. Differences in emergence periodicity of *Galium* species could lead to cohorts of populations escaping either preemergence or in-crop herbicide applications. However, this is speculative, as no literature has characterized the germination characteristics or emergence periodicity of *Galium* spp. populations, particularly of *G. spurium* in western Canada.

Emergence timing contributes substantially to weeds' potential success (Forcella et al. 2000). It is thus considered an essential adaptive strategy for plants under natural selection (Fenner 1985, 1987). For example, if weed control measures are implemented prematurely, growers will fail to control late-emerging cohorts, which can cause yield losses (Harker et al. 2001) and contribute seeds to the weed seedbank. Annual weeds are often more susceptible to herbicides at early growth stages, so understanding their germination requirements and emergence patterns is essential for weed management (Kusdk and Streibig 2003), particularly for herbicide-resistance management.

Recent European studies have shown that *G. aparine* has two major emergence cohorts in spring and fall (Royo-Esnal et al. 2010b). The early-fall cohort emerges just after seeding the winter crop, and the emergence period is often more prolonged than for other broadleaved weed species. Spring-emerging European *Galium* spp. populations have emergence percentages ranging from 2% to 18% (Cussans and Ingle 1999). The cause behind the variability of these populations is unknown, although environmental variation among sites and years likely contributed to the variable emergence patterns. The seasonal emergence patterns of *Galium* spp. populations in western Canada have not been studied but could help to explain some of the reasons for the difficulty in controlling *Galium* spp. in crop fields.

Soil temperature is a major determinant of germination for most temperate weed species. The effect of temperature on weed emergence has been well documented, and thermal time (growing degree days [GDD]) can be used directly to predict plant emergence (Angus et al. 1981). Currently, the literature reports wide variability in the minimum and optimum temperatures for germination of *Galium* spp., with estimates ranging between 2 and 20 C (Arai et al. 1961; Malik and Vanden Born 1988). Further, many previous germination studies used *G. aparine* from European locations, but most *Galium* spp. populations in western Canada are *G. spurium* (De Roo et al. 2019). It cannot be assumed that the base temperature reported in previous studies with *G. aparine* would be

the same as that for *G. spurium*. Also, the ecotypic difference in seed germination ecology was mainly known for *G. aparine* populations but not for *G. spurium*. Given these limitations, the objectives of this study were to determine the base temperature and emergence periodicity of *G. spurium* populations from across western Canada. We hypothesized that if natural selection were operating locally, base germination temperature and emergence timing would vary between *Galium* spp. populations. Still, populations nearest each other would have similar germination and emergence characteristics.

Materials and Methods

Determination of Base Temperature

Experimental Procedure

Germination of *Galium* populations was characterized using a thermogradient plate (TGP) custom built at the Agriculture and Agri-Food Canada Saskatoon location. The TGP contains more than 200 individually controlled cells, each varying in temperature. The temperature of each cell is controlled with a thermoelectric pump, and each cell can deliver temperatures accurately to within 0.1 C (Tozzi et al. 2014). The methodology used for the TGP experiment was similar to that in Tozzi et al. (2014). Four populations from Saskatchewan termed "Clancy," "Heaven," "Travin," "SPG" (Saskatchewan Pulse Growers), and two from Alberta termed "Vegreville" and "Lacombe" (Table 1), were included in the study. Seeds of each population were obtained from a seed plant at each location (Table 1; Figure 1). Germination of these populations was compared with germination of two known populations of *G. aparine* and *G. spurium* (De Roo et al. 2019).

One hundred seeds from each population were counted, placed in small paper envelopes, and stored at -4 C. Any seed dormancy induced by storage was broken by placing the seeds in a freezer for 1 mo at -18 C, followed by storage in a refrigerator (2 C) for 2 wk. Further to this, each seed was scratched with abrasive sandpaper to scarify the testa. For experimentation, 25 *Galium* seeds were placed in a petri dish lined with filter paper, dampened using de-ionized water, and placed in a TGP cell. The filter paper was kept moist throughout the experiment. Seeds were then subjected to 10 different constant temperatures ranging from 1 to 10 C, at 1.0 C increments. Temperature treatments were arranged in a completely randomized design. Because of the perceived range of germination temperatures for *Galium* species, this experiment focused on identifying the lowest threshold for germination in these populations. Germination times were recorded daily for 21 d to determine the lowest temperature at which seeds germinated. Seeds were deemed to have germinated when the radicle broke through the seed coat and was at least 1 mm in length. For each *Galium* spp. population, there were two replicates of each treatment (temperature), and the experiment was repeated three times.

Determination of Emergence Timing

A common garden field experiment was conducted at two sites near Saskatoon, SK, in 2013 and 2014; the Kernen Crop Research Farm (52.152861°N 106.544861°W) on a Black Chernozemic loam (pH 7.7, organic matter 2.9%), and the Goodale Research Farm (52.0635°N, 106.499917°W) on a Dark Brown Chernozem (pH 7.0, organic matter 1.9%). Germination tests were initially conducted to determine the approximate germination percentages of each sample. The methodology for this test was similar to what was described earlier for the base temperature experiment. Seed

Table 1. Approximate GPS coordinates of collection sites of *Galium* spp. seed for emergence timing and plant characteristic measurements.

Name	Site location
Lacombe	52.454722°N, 113.736556°W
Vegreville	53.571528°N, 112.00322°W
Clancy	53.279472°N, 103.584611°W
Melfort–Heavin	52.871°N, 104.611694°W
Melfort–Trawin	52.869028°N, 104.519833°W
Saskatoon–SPG ^a	52.063694°N, 106.444°W

^aSPG, Saskatchewan Pulse Growers

samples were also sent to Discovery Seed Labs (Saskatoon, SK) for viability testing using tetrazolium chloride.

The background *Galium* spp. population was quantified at each experimental site before sowing, using the methodology described by Forcella (1992). Briefly, two 10-cm-diameter soil cores were taken from each replicate at each experimental site and placed in individual containers. These containers were then placed in a growth chamber for a 16-h daylight cycle with temperatures of 18/12 C day/night. *Galium* spp. were counted and removed as they emerged. Once emergence stopped, the containers were dried, stirred, and rewatered. That cycle was repeated three times before the trays were chilled at 4 C for 14 d and then re-exposed to the growing light.

The experimental design was a randomized complete block with four replicates. Each replicate had a factorial treatment design (two factors), with the first factor being spring or fall sowing and the second factor being the *Galium* spp. population. The same six *Galium* spp. populations that were included in the base temperature study (four Saskatchewan and two Alberta populations) were also included in this experiment. *Galium* spp. populations were assessed in 1 by 2 m microplots. Glyphosate (Roundup WeatherMax®, Bayer Crop Science, 160 Quarry Park Boulevard, SE Calgary, AB T2C 3G3, Canada) was applied to the site at a rate of 900 g ae ha⁻¹ before sowing. *Galium* spp. seeds were blended with sand and then broadcasted at a rate of 400 seeds m⁻², as described in Reid and Van Acker (2005). Plots were raked individually to cover the seeds with a shallow layer of soil. Sowing dates for the spring treatment in 2013 were May 21 and 23 at the Kernen and Goodale sites, respectively. Fall treatments were sown on August 21 at both sites in 2013. In 2014, the spring treatment was sown on May 13 at both sites, while the fall treatment was sown on August 14 and 15 at the Kernen and Goodale sites, respectively. To maintain weed-free plots, broadleaf weeds were hand weeded as required, and grassy weeds were managed by applying clethodim (Select®, Arysta LifeSciences, 15401 Weston Parkway, Suite 150, Cary, NC 27513, USA) at 45 g ai ha⁻¹ in 2013 and quizalofop (Assure II®, DuPont Canada, P.O. Box 2300, Streetsville, Mississauga, ON L5M 2J4, Canada) at 47 g ai ha⁻¹ in 2014.

Galium spp. emergence was recorded daily in three randomly placed 0.15-m² quadrats in each microplot. Emergence was monitored from the time the first plant emerged until emergence was complete and no further plants emerged over a 2-wk period. Newly emerged seedlings were recorded and marked with colored toothpicks to ensure they were not counted twice. Cumulative (final) emergence percentages were obtained by dividing the final number of emerged plants by the number of seeds planted.

Data Analysis

Data from the TGP germination study were analyzed using nonlinear regression analysis with the DRC package (Ritz et al. 2015) in

R software (R Core Team 2022). Data from the two runs were combined and used to fit a nonlinear three-parameter Gompertz sigmoidal model representing the relationship between temperature and germination (Equation 1).

$$y(t) = ae^{be^{ct}} \quad [1]$$

where y is percentage germination, t is temperature, a is the asymptote, b is the rate of change in germination, and c is the inflection point. Model selection was based on the extra sum-of-squares lack-of-fit test using the DRC package in R, as well as on examination of model residuals and Akaike's information criterion (AIC) values. The extra sum-of-squares lack-of-fit test was used to determine whether populations could be combined for analyses. Based on the sum-of-squares lack-of-fit test, models were fit for each population separately, and parameters were compared by ANOVA. The inflection points of the modeled germination curve were compared with the average inflection point for all populations. Means for parameter values were separated using the *compParm* function in the DRC package in R at $P < 0.05$.

Emergence curves were developed for the Goodale site only, as a sizable background population of *Galium* spp. was found at Kernen in 2013. The Kernen site in 2014 had no background *Galium* spp. population, but the emergence was too low to properly establish a good model fit for predicting emergence timing. Cumulative GDD were calculated for emergence curve fitting using Equations 2 and 3:

$$\text{Daily growing degree day : GDD}_{\text{daily}} = \left[\frac{(T_{\text{max}} + T_{\text{min}})}{2} \right] - T_{\text{base}} \quad [2]$$

$$\text{Cumulative growing degree day : GDD} = \sum_{i=1}^n \text{GDD}_{\text{daily}} \quad [3]$$

where T_{max} is the maximum daily air temperature, T_{min} is the minimum daily air temperature, T_{base} is the base temperature (2 C) at which no biological activity occurs, and n is the number of elapsed days from seeding to the end of the emergence period. The base temperature of 2 C was used, as it was the lowest recorded germination temperature of *Galium* spp. at the time of study initiation (Malik and Vanden Born 1988). Maximum and minimum air temperatures were obtained from an Environment Canada weather station located at the Kernen Research Farm. Air temperatures were used as a proxy for soil temperature, as the *Galium* spp. were seeded at a shallow depth in this experiment.

Emergence periodicity was presented as a proportion of the total emergence. Cumulative daily emergence values over each plot were recorded and used for statistical analysis. Nonlinear models were fit to the emergence data using the DRC statistical package (Ritz et al. 2015) in R (R Core Team 2022). The three-parameter Weibull model (Equation 4) was utilized to model the emergence of *Galium* spp. populations in both spring and fall of 2014, and a two-parameter model was used for the fall 2013 emergence data (Equation 5):

$$Y = d[(\exp(-\exp\{b[\log(x) - e]\})] \quad [4]$$

$$Y = \exp(-\exp\{b[\log(x) - e]\}) \quad [5]$$

where Y represents the proportion of *Galium* spp. emergence, the d parameter is the upper limit or maximum emergence, the



Figure 1. Google map showing Saskatchewan and Alberta locations where *Galium* spp. populations were collected.

e parameter is the TE_{50} or the time to 50% emergence, and the b parameter is the slope around TE_{50} . The lower limit, typically parameter c , was fixed at 0, because all samples exhibited a delayed period where germination was zero, and germination percentages cannot be negative. Model selection was based on the extra sum-of-squares lack-of-fit test in the DRC package of R and examination of model residuals and AIC values. The extra sum-of-squares lack-of-fit test was also used to determine whether years and populations could be combined for analyses.

Final cumulative emergence percentages were analyzed with ANOVA using a mixed model (PROC MIXED) in SAS v. 9.2 (SAS Institute Inc. 2011). PROC UNIVARIATE and Bartlett's test were used to examine normality and homogeneity of variance, respectively. In the mixed model, the population was treated as a fixed effect, while year, replicate within the year, and year by population interactions were considered random effects. Means were separated using Tukey's honestly significant difference at $P < 0.05$.

Results and Discussion

Germination Characteristics

A single germination response curve common to all populations could not fit into the data, indicating germination response to temperature is not uniform among populations (Figure 2). The emergence model provided a good fit to the data for each population, with coefficients of determination (R^2) ranging from 0.92 to 0.97 (Table 2). Few statistical differences were observed between

parameter estimates. The inflection point of the curve can be used to estimate the temperature at which 50% of the population has germinated (T_{50}). *Galium aparine* required a temperature of 8.3 C to reach 50% germination. In contrast, the T_{50} for all other *G. spurium* populations was similar, with most populations approximating 6.5 C. On average, *G. aparine* (8.3 C) exhibited a significantly higher T_{50} than the Clancy (6.0 C), Canora (6.1 C), Heavin (6.1 C), and Trawin (5.7 C) populations (Table 2). The Lacombe and Saskatoon populations had an intermediate T_{50} value (Table 2). *Galium* populations also exhibited differences in germination rates. The known *G. spurium* population had a significantly faster germination rate (3.7%) than both the SPG (1.8%) and Trawin (2.0%) populations. However, there were no significant differences in germination rates among the other *Galium* spp. populations. Furthermore, there were no significant differences between the upper asymptotes (maximum germination percentage) for any of the populations (Table 2).

The base germination temperature derived from the TGP experiment was 2 C for all populations except *G. aparine*, which had a base germination temperature of 4 C (Table 2).

The base temperature and the optimum temperature (T_{50}) identified in this study for the *G. aparine* population were in the range reported in other regions (<5 to 10 C) with *G. aparine* populations of Europe and China (Froud-Williams 1985; Taylor 1999; Wang et al. 2016). Differences in germination rates within *G. spurium* populations in those studies may be due to the location of the source populations for the two studies and suggest local variation may have selected for differences among the biotypes found in

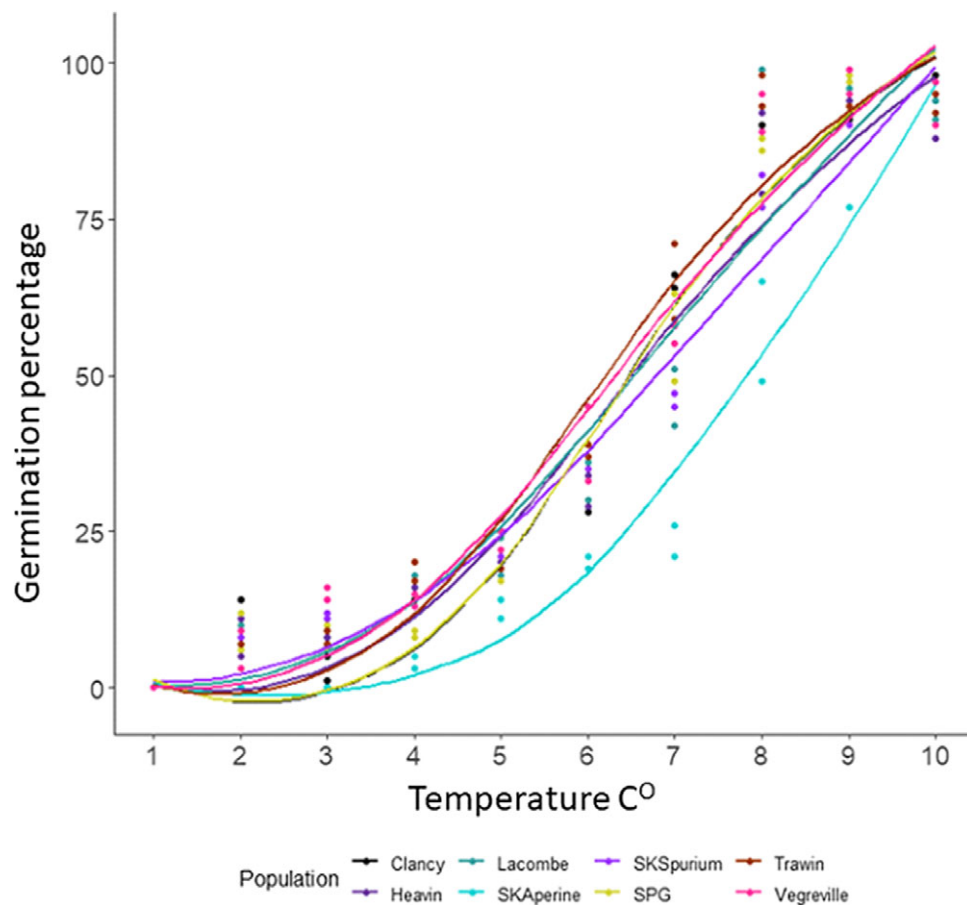
Table 2. Base germination (C) and inflection point (C for 50% germination) of each logistic three-parameter model on each population of *Galium spurium* and *Galium aparine* across western Canada.^a

Population	Base germination	Parameters			Inflection point			R ²
	C	a	b	C for 50% germination	c			
Clancy	2	111.52	(10.32)	1.77	(0.36) b	6.04	(0.24) b	0.96
Heavin	2	118.89	(17.18)	2.4	(0.57) ab	6.13	(0.45) b	0.96
Lacombe	2	144.79	(43.6)	3.14	(1.15) ab	6.72	(1.13) ab	0.92
SK- <i>aparine</i> ^c	4	168.15	(56.45)	2.91	(0.91) ab	8.34	(1.08) a	0.96
SK- <i>spurium</i> ^c	2	164.49	(42.58)	3.78	(0.96) a	7.45	(1.10) ab	0.97
SPG ^b	2	113.29	(9.72)	1.82	(0.33) b	6.07	(0.23) b	0.97
Trawin	2	114.06	(12.17)	2.05	(0.44) b	5.77	(0.31) b	0.96
Vegreville	2	129.15	(21.25)	2.64	(0.66) ab	6.16	(0.55) b	0.95

^aValues in parentheses are standard errors of each parameter estimate. The similar letters following each parameter estimate indicate they are statistically similar at $P < 0.05$.

^bSPG, Saskatchewan Pulse Growers.

^cSK- Saskatoon.

**Figure 2.** The effect of temperature on percent germination of *Galium* spp. populations from different locations on the Canadian Prairies. Data points represent the means of two trial runs conducted using the thermogradient plate. SPG, Saskatchewan Pulse Growers.

North America and Europe. However, it is essential to highlight that this experiment was unable to adjust for maternal effects; thus, any variation among the populations for germination characteristics could be due to a combination of the local environment as well as the legacies of different biotic and abiotic factors. Nevertheless, all populations in our study had base temperatures consistent with the known reference population of *G. spurium*, which further

confirms that all western Canadian populations of *Galium* spp. are *G. spurium* (De Roo et al. 2019). Further, the results suggest that local selection has not created a divergence in the base temperature of *Galium* spp. across western Canada, but rather, differences in base temperature and germination characteristics are greater among species than populations. Given the low base temperature identified for both *Galium* species, the findings indicate that all

Table 3. Monthly rainfall (mm) and mean daily temperature (C) for Saskatoon, Saskatchewan, and climate normals (30-yr average).

Month	Rainfall			Temperature		
	2013	2014	Normal	2013	2014	Normal
	mm			C		
May	19.4	73.0	43.0	19.6	16.3	11.2
June	123.0	103.2	65.8	20.8	19.4	15.8
July	40.2	65.6	60.3	23.3	23.7	18.5
August	13.8	22.2	42.6	25.6	24.0	17.6
September	16.6	12.8	35.4	22.4	19.0	11.4
October	5.6	17.6	18.8	9.7	12.7	4.0
Total	218.6	294.4	265.9	—	—	—

tested populations have the potential to germinate very early in the spring and late into the fall.

Spring Emergence

Emergence models could not be combined across years or seasons, as years were significantly different from each other within spring and fall sowings. Similarly, a single emergence curve could not be fit for populations originating from the same province based on the extra sum-of-squares lack-of-fit test, indicating that populations differed in their emergence patterns within a season.

Moisture and temperature during the emergence period differed between years and seasons, which likely influenced the emergence periodicity of *Galium* spp. populations. The temperature was similar between years but was significantly warmer than the 30-yr average (Table 3). Precipitation was 18% below and 11% above the long-term average in 2013 and 2014, respectively. *Galium* spp. time to emergence in spring was consistent across the years, commencing at 223 GDD on June 3 in 2013 and 214 GDD on June 1 in 2014 (Figure 3). The lack of variation in the base temperature identified among these populations (Table 2) is likely the main reason for the synchronous onset of emergence in spring. Despite the similarity in time to emergence, a cool and wet environment in 2014 was favorable for *Galium* spp. emergence, producing a longer emergence period in 2014 compared with 2013 (Figure 3). The timing of precipitation events probably impacted *Galium* spp. emergence patterns (Figure 3). Relatively consistent rainfall events in 2013 following emergence led to a uniform period of gradual emergence of all populations in spring, except for when small rainfall events occurred (8.4 and 47 mm in 2013 at 200 and 350 GDD, respectively) (Figure 3). In 2014, there appeared to be two cohorts of emergence after significant rain events at 200 GDD (51 mm from May 27 to 31) and 400 GDD (63.6 mm from June 19 to 23) (Figure 3).

Model parameters for spring emergence varied between *Galium* spp. populations and years (Table 4; Figure 3). The median time of emergence (TE₅₀) of all populations was longer in 2014 than in 2013. Nevertheless, the TE₅₀ was significantly different between all populations, except for Heavin and SPG in 2013 (Table 4). Lacombe was the slowest population to emerge, taking on average 380 GDD to reach TE₅₀ compared with 274 GDD for Clancy, the most rapidly emerging population (Table 4). The Vegreville, SPG, and Clancy populations did not differ for median emergence time but required 100 GDD (8 to 9 d) longer to emerge than Heavin and Trawin (Table 4). European populations also were shown to differ in emergence timing, which corroborates the results of this study. However, the European

populations in Royo-Esnal et al. (2010a) required greater thermal time for germination (~400 to 500 GDD) than did the Canadian populations tested here.

The cumulative emergence of *Galium* spp. in the current study ranged between 2% and 14% in 2013 and 2014, respectively. In 2013, the Clancy population exhibited emergence percentages that were 5- to 8-fold lower (P = 0.022) than those of the other populations (Figure 4). Likewise, the parameter that sets the upper limit of the curve (*d*) also varied between populations, with the Clancy population having an upper limit 20% lower than the other populations. In 2014, the cumulative emergence of the SPG population was 2- to 4-fold greater (P = 0.001) than cumulative emergence of all other populations, except Trawin. Cumulative emergence percentages significantly differed between populations that were collected in close proximity to each other. The Trawin population was the only population in 2014 with a significantly different upper limit from the other populations (9% to 18% lower) (Table 4). The differences in the *d* parameter further suggest some regional similarities among the populations within Saskatchewan and those from Alberta. Taken together, both the cumulative emergence percentages and the upper limit of the emergence curve (*d*) showed that *Galium* spp. populations closer in origin did not necessarily have similar spring emergence patterns. Differences in cumulative emergence among *G. spurium* populations were also identified by Royo-Esnal et al. (2012).

Fall Emergence

The fall emergence of *Galium* spp. populations in 2013 was fit to a two-parameter Weibull model in which the upper and lower limits were 1 and 0, respectively. Emergence in the fall of 2014 was fit to a three-parameter Weibull model in which the lower limit was equal to 0 (Figure 5). Despite the drought-like conditions in fall 2013, the Vegreville, Heavin, and Trawin populations all began to emerge at approximately 300 GDD. Immediately after emergence began, it ceased in these populations, which then required 21, 31, and 29 d to complete emergence, respectively. The emergence timing of all remaining populations began after a series of short rain events on September 26 to 27 (16.2 mm) and October 2 to 4 (3.2 mm), around 600 GDD. The fall of 2014 had significantly more moisture than in 2013. The consistent rainfall resulted in more uniform emergence among populations, with the exception of the Lacombe and Clancy populations; both populations had a 7- to 9-d pause in emergence at 250 GDD (Figure 5).

The model parameters for fall emergence differed between years and populations (Table 5). The 2013 data showed that the rate of emergence (*b*) for Heavin was nearly 3-fold lower than that of Vegreville and 13- to 17-fold lower than those of the other

Table 4. Parameter estimates of spring emergence timing of *Galium* spp. populations across western Canada in 2013 and 2014.^a

Population	Slope	2013		Slope	2014	
		TE ₅₀	Upper Limit		TE ₅₀	Upper limit
Vegreville	4.7 (0.33) bc	338 (5.59) b	1.02 (0.02) a	3.60 (0.26) b	418 (11.50) b	1.03 (0.03) a
Lacombe	5.2 (0.45) bc	380 (6.80) a	1.06 (0.04) a	4.3 (0.35) a	468 (11.70) a	1.07 (0.04) a
SPG ^b	7.3 (0.72) a	319 (3.70) c	0.97 (0.01) a	4.0 (0.29) a	426 (10.06) b	1.02 (0.03) a
Heavin	6.1 (0.53) ab	309 (4.08) d	0.99 (0.02) a	4.3 (0.40) a	364 (8.83) c	0.97 (0.02) a
Trawin	4.3 (0.36) c	291 (5.98) e	0.95 (0.02) b	5.2 (1.01) a	329 (11.13) d	0.88 (0.02) b
Clancy	5.7 (0.81) bc	274 (6.13) f	0.83 (0.02) c	4.1 (0.29) a	403 (9.10) b	1.00 (0.03) a

^aValues in parentheses are standard errors, and similar letters following each parameter estimate indicate they do not differ statistically at $P = 0.05$.

^bSPG, Saskatchewan Pulse Growers.

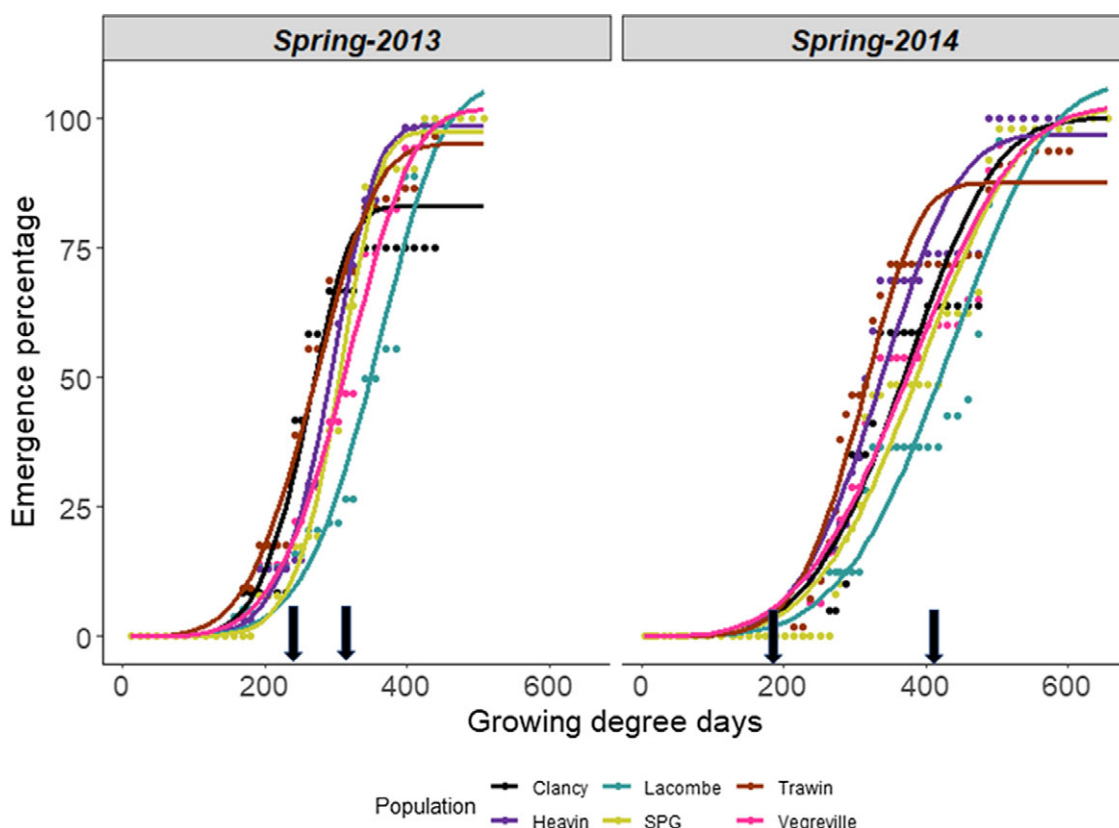


Figure 3. Emergence timing of *Galium* spp. at Goodale in the spring of 2013 (left) and 2014 (right). Growing degree days (GDD) were determined with a base temperature of 2 C. Arrows indicate significant rainfall events (8.4 and 47 mm in 2013 at 200 and 350 GDD, and 51 and 63 mm in 2014 at 200 and 400 GDD, respectively). SPG, Saskatchewan Pulse Growers.

populations (Table 5; Figure 5). The median emergence timing (TE₅₀) of populations was characterized by three groupings (Table 5). Heavin had a significantly longer median emergence time than all populations (Table 5). Although the Lacombe, Clancy, and SPG populations did not differ from each other, these populations had greater median emergence times than Trawin and Vegreville (Table 5). The median emergence time in 2014 differed between all populations and ranged from 249 to 328 GDD. In contrast to 2013, Heavin exhibited the lowest median emergence time in 2014. Lacombe again took the greatest time to reach 50% emergence, as it did in 2013. There were no differences among populations for cumulative emergence in the fall ($P = 0.08$ and $P = 0.07$

for 2013 and 2014, respectively). However, means separation indicated some differences existed among populations. This was due to the Clancy population having substantially lower cumulative emergence than the other populations in both years (2% to 4% cumulative emergence), while other differences among populations were minor (Figure 6). The cumulative emergence of the other populations varied between 5% and 15% in both site-years (Figure 6). The upper asymptote r of the emergence curves did not differ and was thus not associated with the region of origin.

This study showed that differences in base temperatures were greater between species than populations within species; all

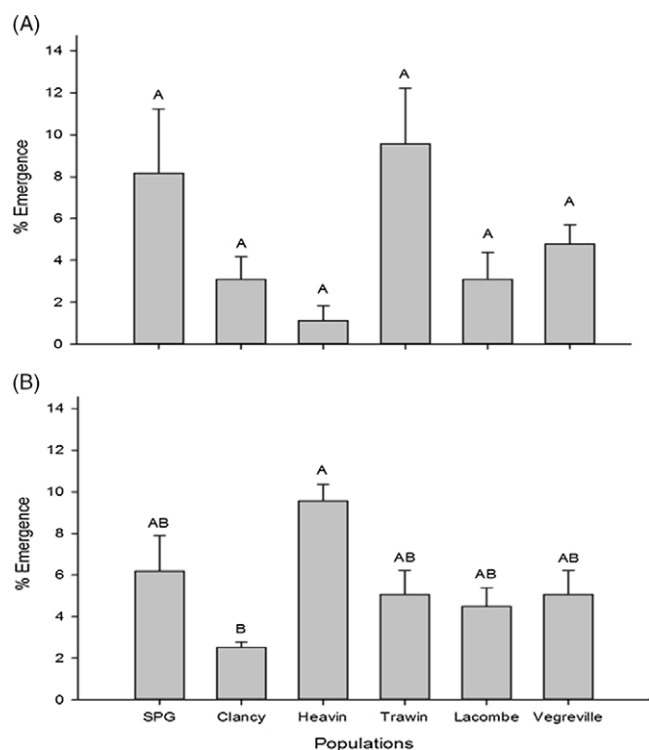


Figure 4. Cumulative emergence percentage of Canadian *Galium* spp. populations in spring of (A) 2013 and (B) 2014. Error bars represent SE, and similar letters indicate values do not differ statistically at $P = 0.05$. SPG, Saskatchewan Pulse Growers.

G. spurium populations had similar germination characteristics, even though they originated from different geographic regions across a wide area of western Canada. This implies that germination characteristics are genetically determined rather than environmentally selected. Because all western Canadian populations included in this study exhibited similar base temperatures, this study provides further evidence that these populations are composed only of *G. spurium*, as shown by De Roo et al. (2019). We suggest the low base temperature of *G. spurium* may, at least in part, be a significant contributor to its predominance in western Canada, where very low spring and fall temperatures are common. On the other hand, *G. aparine* has a base temperature of 4 C and would be expected to emerge later in the spring and cease emergence early in the fall. Given this, it should be better controlled with herbicides applied in early spring and late fall (postharvest). On the other hand, because *G. spurium* has a low base temperature, this species may be too large for adequate control with herbicides during pre-seed burnoff, particularly if plants have emerged late in the fall and overwintered into the spring.

Despite the similarity in base temperature, these populations were found to have differences in the rate of germination, which suggests populations would have different emergence characteristics. The field experiment confirmed that the emergence characteristics of western Canadian populations varied between populations within the year as well as between years and among seasons within a year. The variation we observed in emergence periodicity and percentages between populations is not uncommon, as other studies have shown that populations can exhibit plasticity in emergence characteristics (Griffith et al. 2014), including

Galium spp. (Auge and Mahn 1988; Bain and Attridge 1988). This variability in emergence characteristics, combined with a low base temperature, could help explain the increase in the relative abundance of *G. spurium* in Canada over the past two decades (Leeson 2012; Leeson et al. 2005). Further research should examine whether the efficacy of weed control tactics as a function of emergence timing of *Galium* spp. explains the increased abundance of this species.

A common garden approach is useful, because it allows one to neutralize the impact of the environment on specific treatments. This study allowed the evaluation of whether genetic differences existed among the populations for emergence timing. Although specific genetic evaluations on emergence were not utilized in this study, it can be presumed that the origin of the *Galium* spp. seeds influenced genetic variation between populations. Genetic differences between populations often stem from characteristics of the maternal environment, which has been shown to influence seed characteristics such as dormancy in offspring through maternal conditioning (Roach and Wulff 1987). For example, shorter photoperiods in the maternal environment in *Arabidopsis thaliana* L. increased the germination response of progeny when cold stratification released the secondary dormancy (Munir et al. 2001). Additionally, different collections of *A. thaliana* resulted in altered plasticity responses to combinations of variable maternal photoperiod and stratification, further increasing variation. In our study, *Galium* spp. were collected from as far as 800 km away from each other east to west and 400 km north to south. This could have affected the photoperiod exposure of maternal plants (populations that are apart north-south) and caused microclimatic variation (populations that are apart east-west), thereby selecting for genetic variation between populations. Although the base temperature did not differ among populations, emergence characteristics and periodicity did. This indicates selective forces have acted locally on *G. spurium* populations with respect to emergence characteristics, as we had originally hypothesized.

The high variability in emergence periodicity and time to median emergence observed in this study was likely due to the availability of moisture. In 2013, populations emerged 300 to 600 GDD after planting and took 670 to 750 GDD to reach 50% emergence, while in 2014, emergence began at 180 to 200 GDD and reached 50% emergence at 250 to 330 GDD. In both years, the majority of fall emergence occurred after significant rainfall events. The experimental sites experienced drought-like conditions in the early fall period of 2013, but rapid *Galium* emergence after significant rainfall events ensued in both years. Both temperature and moisture are key factors for germination and emergence timing (Bradford 2002; Gummerson 1986), and a moisture threshold must be achieved for the emergence of *Galium* populations in the fall. Boyd and Van Acker (2003) also found that *Galium* spp. recruitment is significantly reduced when soil moisture is limited. It has been shown that *G. spurium* (with a -1.2 MPa water potential requirement for germination) is more responsive to soil water potential than *G. aparine* (-2.5 MPa) and thus has a greater requirement for moisture (Royo-Esnal et al. 2010a). Nevertheless, at least a portion of all tested populations in our study acted as winter annuals. Given that we observed both spring and fall emergence of these populations, *G. spurium* populations from across western Canada appear to be acting as facultative winter annuals and should be classified as such (Cici and Van Acker 2009).

Table 5. Parameter estimates of fall emergence timing data of *Galium* spp. populations across western Canada in 2013 and 2014.^a

Population	2013		2014		Upper limit
	Slope	TE ₅₀	Slope	TE ₅₀	
Vegreville	8.20 (2.078) b	676.20 (4.95) c	8.64 (0.79) a	256.55 (2.16) e	1.00 (0.012) a
Lacombe	42.65 (6.92) a	690.20 (1.34) b	4.55 (0.27) c	328.44 (5.35) a	1.01 (0.028) a
SPG ^b	41.66 (4.36) a	691.56 (1.29) b	10.23 (1.01) a	265.91 (2.19) d	0.97 (0.012) a
Heavin	3.17 (0.37) c	743.32 (17.63) a	6.13 (0.46) b	248.83 (2.99) f	0.98 (0.012) a
Trawin	53.63 (7.64) a	674.37 (1.37) c	8.29 (0.83) ab	276.66 (2.44) c	0.95 (0.012) a
Clancy	43.20 (4.29) a	690.42 (1.28) b	4.27 (0.25) c	312.31 (5.77) b	0.99 (0.027) a

^aValues in parentheses are standard errors, and similar letters following each parameter estimate indicate they do not differ statistically at $P = 0.05$.

^bSPG, Saskatchewan Pulse Growers.

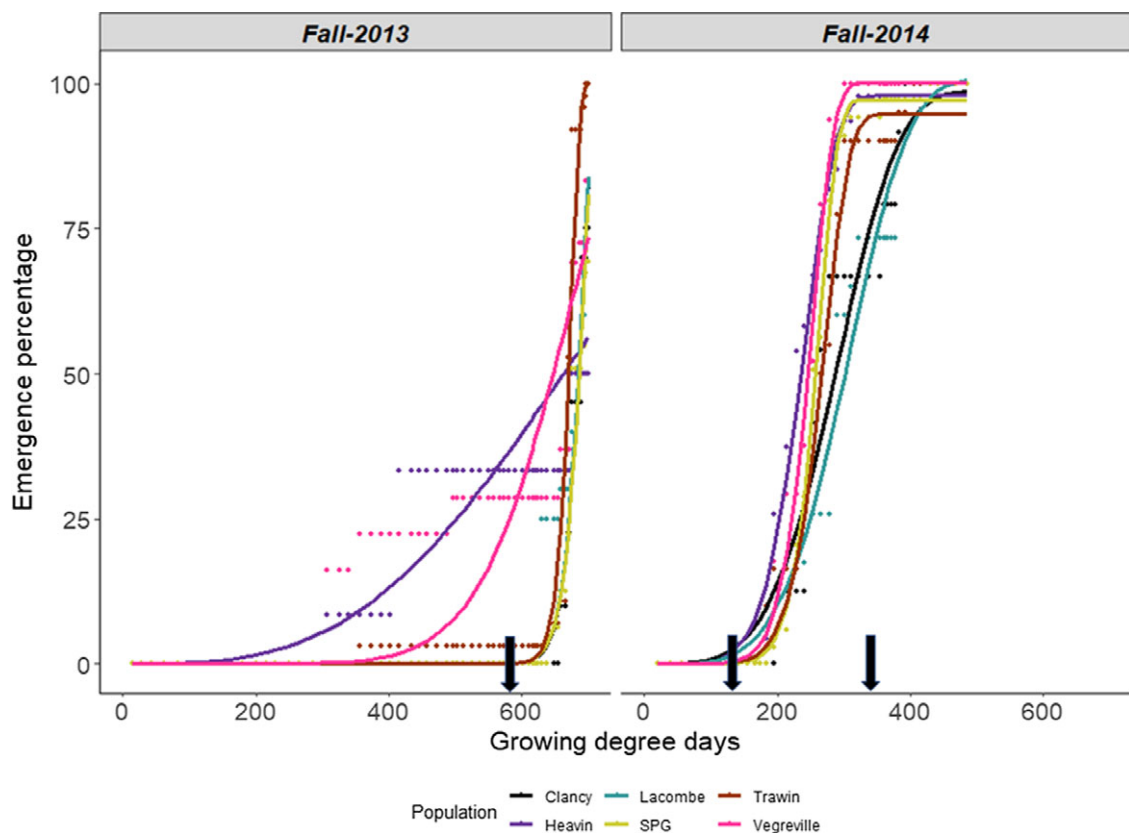


Figure 5. Emergence timing of *Galium* spp. populations (observed and predicted values, respectively) at Goodale in the fall of (A) 2013 and (B) 2014. Growing degree days (GDD) were determined with a base temperature of 2 C. Arrows indicate significant rainfall events (16.2 mm at 600 GDD in 2013 and 4.8 mm and 7.8 mm at 150 and 360 GDD in 2014). SPG, Saskatchewan Pulse Growers.

In summary, the current study identified a base temperature for germination of 2 C for most populations of *G. spurium*, while it was 4 C for *G. aparine*. At the same time, the optimum temperature (temperature for median germination) was greater (8.4 C) for *G. aparine* than for *G. spurium* populations (6.4 C). *Galium spurium* spring emergence was consistent across years, commencing at 223 GDD on June 3 in 2013 and 214 GDD on June 1 in 2014. The spring emergence characteristics differed among *G. spurium* populations, especially for emergence rate and median emergence time. Cumulative emergence also differed between *G. spurium* populations within years and between years in both spring and fall.

All populations emerged in both the spring and fall, indicating populations of *G. spurium* in western Canada act as facultative winter annuals. The differences in emergence characteristics and periodicity observed in this study are likely to cause weed escapes that serve to replenish the seedbank and may partly explain the increasing abundance of *Galium* spp. in western Canada over the past two decades. From a management perspective, growers can expect *G. spurium* populations to start emerging in early May and well into the fall (unless secondary dormancy comes into play). Therefore, residual herbicides applied in the fall or the incorporation of cover crops would be expected to improve the control of *G. spurium* populations.

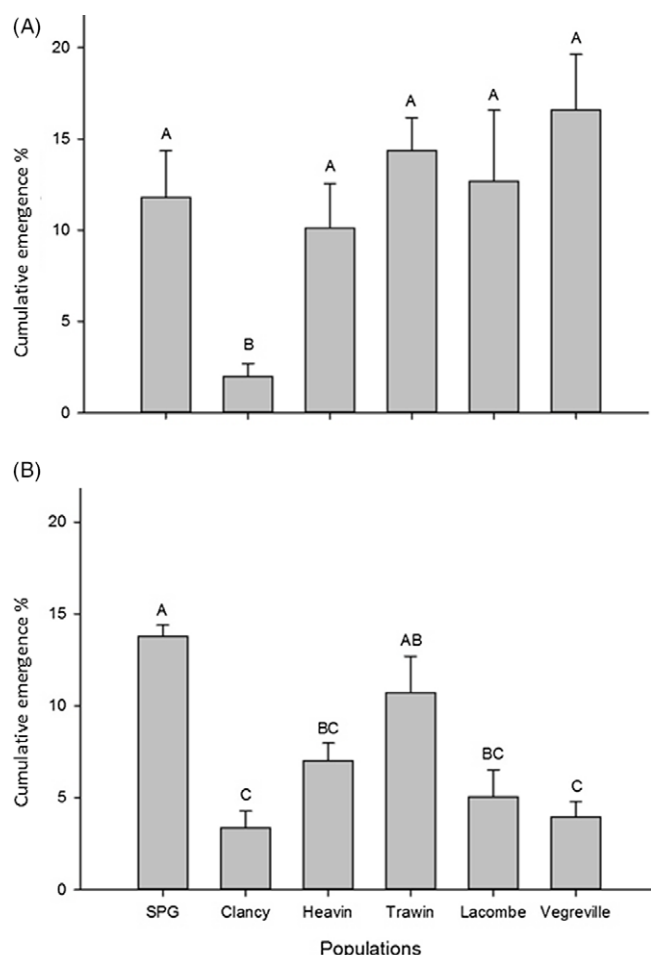


Figure 6. Emergence percentage of Canadian *Galium* spp. populations in fall of (A) 2013 and (B) 2014. Error bars represent SE, and similar letters indicate values do not differ statistically at $P = 0.05$. SPG, Saskatchewan Pulse Growers.

Acknowledgments. We acknowledge the research staff at Kernen, Aaron Gerein, and Gerry Stuber for all the technical assistance provided throughout the study. Further, we extend our gratitude to Saskatchewan Canola Development Commission and the Agriculture Development Fund of the Government of Saskatchewan for funding this project. The authors wish to declare that there is no conflict of interest.

References

Angus JF, Cunningham RB, Moncur MW, Mackenzie DH (1981) Phasic development in field crops. I. Thermal response in the seedling phase. *Field Crops Res* 3:365–378

Arai M, Chisaka H, Ueki K (1961) Comparisons in ecological characteristics of noxious weeds in winter cropping. *Jap J Crop Sci* 30:39–42

Auge H, Mahn E (1988) On the plasticity of *Galium aparine* L. population growth and biomass allocation during the summer annual life cycle. *Flora* 180:429–443

Aziz A, Tanveer A, Ali A, Yaseen M (2009) Density-dependent interactions between cleavers (*Galium aparine*) and wheat (*Triticum aestivum*) planted at different times. *Pak J Agric Sci* 46:258–265

Bain AB, Attridge JH (1988) Shade-light mediated responses in field and hedge-row populations of *Galium aparine* L. *J Exp Bot* 39:1759–1764

Beckie HJ, Harker KN, Hall LM, Holm FA, Gulden RH (2011) Risk assessment of glyphosate resistance in western Canada. *Weed Technol* 25:159–164

Beckie HJ, Shirriff SW, Leeson JY, Hall LM, Harker KN, Dokken-Bouchard F, Brenzil CA (2020) Herbicide-resistant weeds in the Canadian Prairies: 2012 to 2017. *Weed Technol* 34:461–474

Boyd NS, Van Acker RC (2003) The effects of depth and fluctuating soil moisture on the emergence of eight annual and six perennial plant species. *Weed Sci* 51:725–730

Bradford KJ (2002) Applications of hydrothermal time to quantifying and modeling seed germination and dormancy. *Weed Sci* 50:248–260

Cici SZH, Van Acker RC (2009) A review of the recruitment biology of winter annual weeds in Canada. *Can J Plant Sci* 89:575–589

Cussans JW, Ingle S (1999) The biology of fall and spring emerging cleavers (*Galium aparine*) individuals. Pages 231–236 in *Proceedings of the 1999 Brighton Crop Protection Conference: Weeds*. Volume. 1. Brighton, UK, November 15–18, 1999

De Roo AC, Eckstein P, Benaragama D, Beattie AD, Willenborg CJ (2019) Evaluation of *Galium* species and populations using morphological characters and molecular markers. *Weed Res* 59:28–38

Fenner M (1985) *Seed Ecology*. London: Chapman and Hall. 151 p

Fenner M (1987) Seedlings. *New Phytol* 106:35–47

Forcella F (1992) Prediction of weed seedling densities from buried seed reserves. *Weed Res* 32:29–38

Forcella F, Benesh RL, Arnold R, Sanchez Ghera CM (2000) Modeling seedling emergence. *Field Crop Res* 67:123–139

Froud-Williams RJ (1985) The biology of cleavers (*Galium aparine*). *Asp Appl Bio* 9:189–195

Griffith AB, Andonian K, Weiss CP, Loik ME (2014) Variation in phenotypic plasticity for native and invasive populations of *Bromus tectorum*. *Biol Invasions* 16:2627–2638

Gummerson RJ (1986) The effect of constant temperatures and osmotic potential on the germination of sugar beet. *J Exp Bot* 37:729–741

Hall LM, Stomme KM, Horsman GP, Devine MD (1998) Resistance to acetolactate synthase inhibitors and quinclorac in a biotype of false cleavers (*Galium spurium*). *Weed Sci* 46:390–396

Harker NK, Blackshaw RE, Clayton GW (2001) Timing weed removal in field pea (*Pisum sativum* L.). *Weed Technol* 15:277–283

Holm LG, Plucknett DL, Pancho JV, Herberger JP (1977) *The World's Worst Weeds*. Honolulu: University Press of Hawaii. Pp 285–290

Hübner R, Fyke H, Hurle K, Klemsdal SS (2003) Morphological differences, molecular characterization, and herbicide sensitivity of catchweed bedstraw (*Galium aparine*) populations. *Weed Sci* 51:214–225

Kusdk P, Streibig JC (2003) Herbicides—a two-edged sword. *Weed Res* 43:90–102

Leeson JY (2012) *Weed Survey of Saskatchewan Canola Fields*. Saskatoon, SK: Agriculture and Agri-Food Canada, Saskatoon Research Center. 83 p

Leeson JY, Thomas AG, Hall LM, Brenzil CA, Andrews T, Brown KR, Van Acker RC (2005) *Prairie Weed Surveys of Cereal, Oilseed and Pulse Crops from the 1970s to the 2000s*. Saskatoon, SK: Agriculture and Agri-Food Canada, Saskatoon Research Center. 395 p

Malik N, Vanden Born WH (1984) False cleavers thrived on the prairies. *Weeds Today* 15:12–14

Malik N, Vanden Born WH (1987) False cleavers (*Galium spurium* L.) competition and control in rapeseed. *Can J Plant Sci* 67:839–844

Malik N, Vanden Born WH (1988) The biology of Canadian weeds. 86. *Galium aparine* L. and *Galium spurium* L. *Can J Plant Sci* 68:481–499

Masuda M, Washitani I (1992) Differentiation of spring emerging and fall emerging ecotypes in *Galium spurium* L. var. *echinospermon*. *Oecologia* 89:42–46

Moore RJ (1975) The *Galium aparine* complex in Canada. *Can J Bot* 53:877–893

Munir J, Dorn LA, Donohue K, Schmidt J (2001) The effect of maternal photoperiod on seasonal dormancy in *Arabidopsis thaliana* (Brassicaceae). *Am J Bot* 88:1240–1249

R Core Team (2022) R: A Language and Environment for Statistical Computing. Vienna, Austria: R Foundation for Statistical Computing. <https://www.R-project.org>

Reid DJ, Van Acker RC (2005) Seed burial by tillage promotes field recruitment of false cleavers (*Galium spurium*) and catchweed bedstraw (*Galium aparine*). *Weed Sci* 53:578–585

Ritz C, Baty F, Streibig JC, Gerhard D (2015) Dose-response analysis using R. *PLOS ONE* 10:e0146021

Roach DA, Wulff RD (1987) Maternal effects in plants. *Annu Rev Ecol Syst* 18:209–235

- Rola J (1971) Causes and effect of weed compensation in crops. *Weed Abstr* 20:2730
- Royo-Esnal A, Torra J, Conesa JA, Forcella F, Recasens J (2010a) Modeling the emergence of three arable bedstraw (*Galium*) species. *Weed Sci* 58:10–15
- Royo-Esnal A, Torra J, Conesa JA, Recasens J (2010b) Characterisation of emergence of fall and spring cohorts of *Galium* spp. in winter cereals. *Weed Res* 50:572–585
- Royo-Esnal A, Torra J, Conesa JA, Recasens J (2012) Emergence and early growth of *Galium aparine* and *Galium spurium*. *Weed Res* 52:458–466
- SAS Institute, Inc. 2011. SAS User's Guide. Version 9.3. Cary, NC: SAS Institute
- Taylor K (1999) *Galium aparine* L. *J Ecol* 87:713–730
- Tozzi E, Beckie H, Weiss R, Gonzalez-Andujar J, Storkey J, Zhicci S, Van Acker RC (2014) Seed germination response to temperature for a range of international populations of *Conyza canadensis*. *Weed Res* 54:178–185
- Wang H, Zhang B, Dong L, Lou Y (2016) Seed germination ecology of catchweed bedstraw (*Galium aparine*). *Weed Sci* 64:634–641
- Wright KJ, Wilson BJ (1987) Variability in the growth of cleavers (*Galium aparine*) and their effect on wheat yield. *Proc Br Crop Prot Conf* 22:1051–1058