

The Road to Functional Recovery: Temporal Effects of Matrix Regeneration on Amazonian Bats

Authors: Farneda, Fábio Z., Rocha, Ricardo, López-Baucells, Adrià, Sampaio, Erica M., Palmeirim, Jorge M., et al.

Source: Tropical Conservation Science, 11(1)

Published By: SAGE Publishing

URL: <https://doi.org/10.1177/1940082918777185>


BioOne Complete (complete.BioOne.org) is a full-text database of 200 subscribed and open-access titles in the biological, ecological, and environmental sciences published by nonprofit societies, associations, museums, institutions, and presses.

Your use of this PDF, the BioOne Complete website, and all posted and associated content indicates your acceptance of BioOne's Terms of Use, available at www.bioone.org/terms-of-use.

Usage of BioOne Complete content is strictly limited to personal, educational, and non - commercial use. Commercial inquiries or rights and permissions requests should be directed to the individual publisher as copyright holder.

BioOne sees sustainable scholarly publishing as an inherently collaborative enterprise connecting authors, nonprofit publishers, academic institutions, research libraries, and research funders in the common goal of maximizing access to critical research.

The Road to Functional Recovery: Temporal Effects of Matrix Regeneration on Amazonian Bats

Tropical Conservation Science
Volume 11: 1–4
© The Author(s) 2018
Reprints and permissions:
sagepub.com/journalsPermissions.nav
DOI: 10.1177/1940082918777185
journals.sagepub.com/home/trc


Fábio Z. Farneda^{1,2,3}, Ricardo Rocha^{2,3,4}, Adrià López-Baucells^{2,3,5}, Erica M. Sampaio^{2,6}, Jorge M. Palmeirim^{2,3}, Paulo E. D. Bobrowiec², Carlos E. V. Grelle¹, and Christoph F. J. Meyer^{2,3,7}

Abstract

Across the tropics, vast deforested areas are undergoing forest regeneration due to land abandonment. Although secondary forest is an expanding type of landscape matrix that has been shown to buffer some of the negative consequences of forest loss and fragmentation on taxonomic diversity, little is known in this regard about the functional dimension of biodiversity. We took advantage of an ecosystem-wide fragmentation experiment to investigate longer term changes in functional diversity of a mega-diverse Amazonian bat assemblage associated with regrowth development in the matrix. We found that matrix regeneration affected several facets of bat functional diversity in secondary forest over time, increasing functional α diversity, species- and community-level functional uniqueness, altering functional trait composition, and resulting in functional β -diversity changes via trait gains. However, approximately 30 years of matrix regeneration were insufficient for functional diversity to recover to the same levels as in continuous forest. Our results suggest that a combination of natural, human-assisted, and active restoration is likely to be the most successful strategy for restoring functional biodiversity of bats in human-modified tropical landscapes, a finding that most likely also applies to many other taxa.

Keywords

Chiroptera, habitat fragmentation, habitat restoration, functional diversity, second growth

Commentary to: Farneda FZ, Rocha R, López-Baucells A, Sampaio EM, Palmeirim JM, Bobrowiec PED, Grelle CEV, Meyer CFJ. Functional recovery of Amazonian bat assemblages following secondary forest succession. *Biol Conserv.* 2018 Feb; 218:192–199. doi:10.1016/j.biocon.2017.12.036.

Many fragmentation studies are hampered by the fact that they typically only provide a brief snapshot in time as most research is carried out in the form of short-term projects. In contrast to the evaluation of species responses to the spatial aspects of fragmentation (variation in habitat composition and configuration), which has received considerable attention in the conservation literature (Driscoll, Banks, Barton, Lindenmayer, & Smith, 2013), the temporal dynamics of the effects of matrix regeneration on animal assemblages remain little explored (but see e.g., Lindenmayer et al., 2015; Rocha et al., 2018; Stouffer, Johnson, Bierregaard, & Lovejoy, 2011). However, the incorporation of a temporal perspective in the study of fragmentation impacts on wildlife species is crucial for a comprehensive understanding of the

¹Department of Ecology, Federal University of Rio de Janeiro, Brazil

²Biological Dynamics of Forest Fragments Project, National Institute for Amazonian Research and Smithsonian Tropical Research Institute, Manaus, Brazil

³Centre for Ecology, Evolution and Environmental Changes, University of Lisbon, Portugal

⁴Conservation Science Group, University of Cambridge, UK

⁵Granollers Museum of Natural Sciences, Spain

⁶Department of Animal Physiology, University of Tübingen, Germany

⁷School of Environment and Life Sciences, University of Salford, UK

Received 24 April 2018; Accepted 25 April 2018

Corresponding Author:

Fábio Z. Farneda, Department of Ecology, Federal University of Rio de Janeiro, PO Box 68020, Rio de Janeiro, Brazil.
Email: fabiozarneda@gmail.com



Creative Commons Non Commercial CC BY-NC: This article is distributed under the terms of the Creative Commons Attribution-NonCommercial 4.0 License (<http://www.creativecommons.org/licenses/by-nc/4.0/>) which permits non-commercial use, reproduction and distribution of the work without further permission provided the original work is attributed as specified on the SAGE and Open Access pages (<https://us.sagepub.com/en-us/nam/open-access-at-sage>).

biodiversity changes associated with fragment-matrix dynamics and for implementing effective conservation measures.

Although woody vegetation change in Latin America and the Caribbean between 2001 and 2010 was dominated by deforestation (approximately 541,835 km²), roughly two thirds of the land subsequently underwent forest regeneration (Aide et al., 2013). Secondary forests represent an expanding, low-contrast type of landscape matrix and act as important reservoirs of tropical biodiversity and an important source of ecosystem functions and services in fragmented landscapes (Chazdon, 2014). In countryside ecosystems, the matrix often includes agricultural land and secondary vegetation, offering resources which many patch-dependent species might use (Mendenhall, Kappel, & Ehrlich, 2013).

At the Biological Dynamics of Forest Fragments Project (BDFFP) in the Brazilian Amazon, the world's largest and longest-running experimental study of habitat fragmentation (Laurance et al., 2018), an inventory of the bat fauna was first conducted by Sampaio (2000) approximately 15 years after fragment creation in the early 1980s. She sampled bats in forest fragments and control plots in continuous forest, while a few years later, Bobrowiec and Gribel (2010) documented bat assemblages associated with the then early-stage

secondary forest matrix. Recent resampling of the same sites approximately 30 years after the initial forest clearance offered unique insights into how changes in matrix quality and composition alter response patterns of bats in this fragmented landscape across both the taxonomic (Rocha et al., 2018) and functional biodiversity dimension (Farneda et al., 2018).

Since the cessation of livestock activities at the BDFFP, the pastures have gradually turned into secondary regrowth, which has markedly lessened the effects of fragmentation on primary forest specialist bats (Rocha et al., 2018). Similar results have been found for understory birds (Stouffer et al., 2011) and dung beetles (Quintero & Roslin, 2005) at the BDFFP. Using a recent methodological framework for quantifying various facets of bat functional diversity (Ricotta et al., 2016), we found that temporal changes in functional diversity were stronger in the secondary forest matrix than in primary forest fragments and continuous primary forest. The addition over time of species that perform different ecological functions increased functional α diversity, species- and community-level functional uniqueness, altered functional trait composition, and resulted in functional β -diversity changes via trait gains that were most prominent in secondary forest (Farneda et al., 2018). Fragmentation-sensitive species, such as some animalivorous bats, benefited from




Figure 1. Differences in forest physiognomy and structure between (a) late-stage secondary forest (approximately 30 years of regeneration) and (b) continuous primary forest at the Biological Dynamics of Forest Fragments Project, Brazil. Values in each bar plot represent mean \pm 95% confidence intervals of functional α diversity (Rao's index Q).

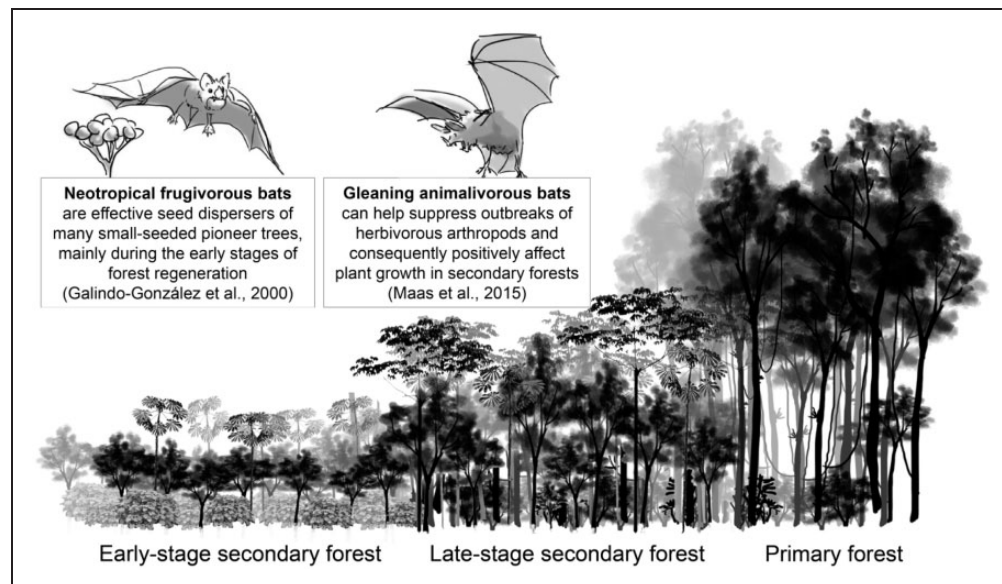


Figure 2. Ways by which Neotropical frugivorous and gleaning animalivorous bats contribute to natural secondary forest regeneration.

matrix regeneration. However, even though approximately 30 years of secondary forest regeneration have alleviated the negative impacts of fragmentation, importantly we also found this time to still be insufficient for bat functional diversity to effectively recover to levels similar to those observed in continuous forest (Figure 1).

But how long does it take for bat assemblages in secondary forest to attain levels of functional diversity as in continuous forest? We anticipated that complete functional recovery of local bat assemblages will only occur when the secondary forest reaches the biomass levels and plant species composition of mature continuous forest, a process that in the Amazon can take on the order of 100 years (Fearnside, 1996). In this sense, our findings suggest that the sole reliance on restoring fully functional bat assemblages via natural regeneration is unlikely to be the most effective strategy. Rather, the most promising approach for accelerating forest succession in fragmented landscapes seems to be to employ management strategies that foster natural regeneration (i.e., the spontaneous recovery of native plant species that colonize and establish following disturbance) while also investing in active restoration (i.e., requiring planting or direct seeding). Although a recent pantropical meta-analysis (Crouzeilles et al., 2017) found that natural regeneration trumps active restoration in achieving forest restoration success for a number of taxonomic groups, we concur with the authors' conclusion that mixing both restoration approaches seems key to increasing species richness, and we contend the same applies to the recovery of functional diversity.

In fragmented tropical landscapes, matrix regeneration and remaining forest patches guide the movements of frugivorous and insectivorous bats, affecting the

spatial patterns of seed dispersal and suppression of herbivorous insects (Figure 2). As Neotropical frugivorous bats use olfaction to detect mature fruits, essential oils from ripe chiropterophilous fruits have been suggested as a possible way to attract bats to degraded areas and increase seed rain (Bianconi, Suckow, Cruz-Neto, & Mikich, 2010). Although more studies on the efficacy of artificial bat roosts as catalysts of succession are needed, this is another example of human-assisted regeneration that can accelerate forest recovery in degraded areas (Kelm, Wiesner, & von Helversen, 2008; Reid, Holste, & Zahawi, 2013). Conservation strategies in tropical disturbed landscapes should, in addition to ensuring the preservation of large areas of primary forest, promote the regeneration and long-term protection of secondary forests regardless of their age.

Acknowledgments

The authors thank the BDFFP management team for logistic support and the multitude of volunteers and field assistants who helped collecting the data. The authors are grateful to Alejandro Estrada and Breanne Morassutti for the invitation to contribute to this issue. The authors further thank Oriol M. Valeriano for preparing the illustrations used in Figure 2. This is publication number 739 in the BDFFP technical series.

Declaration of Conflicting Interests

The author(s) declare no potential conflicts of interest with respect to the research, authorship, and/or publication of this article.

Funding

The author(s) disclosed receipt of the following financial support for the research, authorship, and/or publication of this article: Funding

was provided by a project grant (PTDC/BIA-BIC/111184/2009) to C. F. J. M. and PhD fellowships to R. R. (SFRH/BD/80488/2011) and A. L.-B. (PD/BD/52597/2014) from Fundação para a Ciência e a Tecnologia (FCT). F. Z. F. and P. E. D. B. are supported by a fellowship from Coordenação de Aperfeiçoamento de Pessoal de Nível Superior (CAPES), and C. E. V. G. by Conselho Nacional de Desenvolvimento Científico e Tecnológico (CNPq) and by INCT in Ecology, Evolution and Biodiversity Conservation (MCTIC/CNPq/FAPEG/465610/2014-5).

References

- Aide, T. M., Clark, M. L., Grau, H. R., López-Carr, D., Levy, M. A., Redo, D., ... Muñiz, M. (2013). Deforestation and reforestation of Latin America and the Caribbean (2001–2010). *Biotropica*, 45, 262–271.
- Bianconi, G. V., Suckow, U. M. S., Cruz-Neto, A. P., & Mikich, S. B. (2012). Use of fruit essential oils to assist forest regeneration by bats. *Restoration Ecology*, 20, 211–217.
- Bobrowiec, P. E. D., & Gribel, R. (2010). Effects of different secondary vegetation types on bat community composition in Central Amazonia, Brazil. *Animal Conservation*, 13, 204–216.
- Chazdon, R. L. (2014). *Second growth: The promise of tropical forest regeneration in an age of deforestation*. Chicago, IL: University of Chicago Press.
- Crouzeilles, R., Ferreira, M. S., Chazdon, R. L., Lindenmayer, D. B., Sansevero, J. B. B., Monteiro, L., ... Strassburg, B. B. N. (2017). Ecological restoration success is higher for natural regeneration than for active restoration in tropical forests. *Science Advances*, 3, e1701345.
- Driscoll, D. A., Banks, S. C., Barton, P. S., Lindenmayer, D. B., & Smith, A. L. (2013). Conceptual domain of the matrix in fragmented landscapes. *Trends in Ecology & Evolution*, 28, 605–613.
- Farneda, F. Z., Rocha, R., López-Baucells, A., Sampaio, E. M., Palmeirim, J. M., Bobrowiec, P. E., ... Meyer, C. F. J. (2018). Functional recovery of Amazonian bat assemblages following secondary forest succession. *Biological Conservation*, 218, 192–199.
- Fearnside, P. M. (1996). Amazonian deforestation and global warming: Carbon stocks in vegetation replacing Brazil's Amazon forest. *Forest Ecology and Management*, 80, 21–34.
- Galindo-González, J., Guevara, S., & Sosa, V. J. (2000). Bat- and bird-generated seed rains at isolated trees in pastures in a tropical rainforest. *Conservation Biology*, 14, 1693–1703.
- Kelm, D. H., Wiesner, K. R., & von Helversen, O. (2008). Effects of artificial roosts for frugivorous bats on seed dispersal in a Neotropical forest pasture mosaic. *Conservation Biology*, 22, 733–741.
- Laurance, W. F., Camargo, J. L. C., Fearnside, P. M., Lovejoy, T. E., Williamson, G. B., Mesquita, R. C. G., ... Laurance, S. G. W. (2018). An Amazonian rainforest and its fragments as a laboratory of global change. *Biological Reviews*, 93, 223–247.
- Lindenmayer, D., Blanchard, W., Tennant, P., Barton, P., Ikin, K., Mortelliti, A., ... Bradley, B. (2015). Richness is not all: How changes in avian functional diversity reflect major landscape modification caused by pine plantations. *Diversity and Distributions*, 21, 836–847.
- Maas, B., Karp, D. S., Bumrungsri, S., Darras, K., Gonthier, D., Huang, J. C. C., ... Williams-Guillén, K. (2015). Bird and bat predation services in tropical forests and agroforestry landscapes. *Biological Reviews*, 91, 1081–1101.
- Mendenhall, C. D., Kappel, C. V., & Ehrlich, P. R. (2013). Countryside biogeography. In: S. A. Levin (ed.) *Encyclopedia of biodiversity* (pp. 347–360). Waltham, MA: Academic Press.
- Quintero, I., & Roslin, T. (2005). Rapid recovery of dung beetle communities following habitat fragmentation in Central Amazonia. *Ecology*, 86, 3303–3311.
- Reid, J. L., Holste, E. K., & Zahawi, R. A. (2013). Artificial bat roosts did not accelerate forest regeneration in abandoned pastures in southern Costa Rica. *Biological Conservation*, 167, 9–16.
- Ricotta, C., de Bello, F., Moretti, M., Caccianiga, M., Cerabolini, B. E., & Pavoine, S. (2016). Measuring the functional redundancy of biological communities: A quantitative guide. *Methods in Ecology and Evolution*, 7, 1386–1395.
- Rocha, R., Ovaskainen, O., López-Baucells, A., Farneda, F. Z., Sampaio, E. M., Bobrowiec, P. E. D., ... Meyer, C. F. J. (2018). Secondary forest regeneration benefits old-growth specialist bats in a fragmented tropical landscape. *Scientific Reports*, 8, 3819.
- Sampaio, E. M. (2000). *Effects of forest fragmentation on the diversity and abundance patterns of central Amazonian bats* (PhD thesis, pp. 229). Tübingen University, Germany.
- Stouffer, P. C., Johnson, E. I., Bierregaard, R. O., Jr., & Lovejoy, T. E. (2011). Understory bird communities in Amazonian rainforest fragments: Species turnover through 25 years post-isolation in recovering landscapes. *PLoS One*, 6, e20543.