

## **Inhibition of Nodulation and Nitrogen Nutrition of Leguminous Crops by Selected Heavy Metals**

Authors: Haddad, Samir A., Tabatabai, M. Ali, Abdel-Moneim, Abdel-Moneim A., and Loynachan, Thomas E.

Source: Air, Soil and Water Research, 8(1)

Published By: SAGE Publishing

URL: <https://doi.org/10.1177/ASWR.S21098>

---

BioOne Complete (complete.BioOne.org) is a full-text database of 200 subscribed and open-access titles in the biological, ecological, and environmental sciences published by nonprofit societies, associations, museums, institutions, and presses.

Your use of this PDF, the BioOne Complete website, and all posted and associated content indicates your acceptance of BioOne's Terms of Use, available at [www.bioone.org/terms-of-use](http://www.bioone.org/terms-of-use).

Usage of BioOne Complete content is strictly limited to personal, educational, and non - commercial use. Commercial inquiries or rights and permissions requests should be directed to the individual publisher as copyright holder.

---

BioOne sees sustainable scholarly publishing as an inherently collaborative enterprise connecting authors, nonprofit publishers, academic institutions, research libraries, and research funders in the common goal of maximizing access to critical research.

## Inhibition of Nodulation and Nitrogen Nutrition of Leguminous Crops by Selected Heavy Metals

Samir A. Haddad<sup>1,2</sup>, M. Ali Tabatabai<sup>2</sup>, Abdel-Moneim A. Abdel-Moneim<sup>1,†</sup>  
and Thomas E. Loynachan<sup>2</sup>

<sup>1</sup>Department of Agricultural Microbiology, Minia University, El-Minia, Egypt. <sup>2</sup>Department of Agronomy, Iowa State University, Ames, IA, USA. <sup>†</sup>Deceased.

**ABSTRACT:** This work studied the effects, under greenhouse conditions, of six heavy metals (Cd, Co, Cr, Cu, Ni, and Pb) on three leguminous crops representing food, feed, and forage crops commonly grown in Egypt. Metal concentrations ranged from 0 to as high as 4.8 mmol kg<sup>-1</sup> soil. Results showed that all three plant parameters measured (dry matter yield, nodulation, and N uptake) decreased significantly with increasing heavy-metal concentrations. Plots of the natural log of each parameter against metal concentration were linear within the ranges studied. From the slopes of these regression lines, the concentration of each heavy metal required to achieve 50% reduction ( $R_{50}$ ) of each parameter was calculated. In general, the lowest metal concentrations for  $R_{50}$  were for Cd<sup>2+</sup> and Pb<sup>2+</sup> and the highest were for Cr<sup>3+</sup> and Cu<sup>2+</sup>. Heavy-metal additions to soils should be closely monitored because they can negatively affect nodulation and N nutrition of leguminous crops.

**KEYWORDS:** trace metals, N<sub>2</sub> fixation, broad bean, soybean, Egyptian clover

**CITATION:** Haddad et al. Inhibition of Nodulation and Nitrogen Nutrition of Leguminous Crops by Selected Heavy Metals. *Air, Soil and Water Research* 2015;8 1–7 doi:10.4137/ASWR.S21098.

**RECEIVED:** October 23, 2014. **RESUBMITTED:** December 7, 2014. **ACCEPTED FOR PUBLICATION:** December 13, 2014.

**ACADEMIC EDITOR:** Carlos Alberto Martinez-Huitle, Editor in Chief

**TYPE:** Original Research

**FUNDING:** Authors disclose no funding sources.

**COMPETING INTERESTS:** AAA did not complete a conflict of interest disclosure form. Other authors disclose no potential conflicts of interest.

**COPYRIGHT:** © the authors, publisher and licensee Libertas Academica Limited. This is an open-access article distributed under the terms of the Creative Commons CC-BY-NC 3.0 License.

**CORRESPONDENCE:** [teloynac@iastate.edu](mailto:teloynac@iastate.edu)

Paper subject to independent expert blind peer review by minimum of two reviewers. All editorial decisions made by independent academic editor. Upon submission manuscript was subject to anti-plagiarism scanning. Prior to publication all authors have given signed confirmation of agreement to article publication and compliance with all applicable ethical and legal requirements, including the accuracy of author and contributor information, disclosure of competing interests and funding sources, compliance with ethical requirements relating to human and animal study participants, and compliance with any copyright requirements of third parties. This journal is a member of the Committee on Publication Ethics (COPE).

### Introduction

Heavy metals and trace elements in the environment, especially in soil and water, and their effects on plant nutrition and productivity have received much attention in recent years. The term *heavy metal* is used here to refer to elements with specific gravity of 5.0 or greater that are specifically toxic to organisms. The term *trace elements* refers to elements that are, when present in sufficient concentrations, toxic to living systems.<sup>1</sup> Soil pollution by heavy metals has become a critical environmental concern due to potential adverse ecological effects. The contamination of soils with heavy metals due to emissions from municipal waste incinerators, car exhausts, residues from metalliferous mining and the smelting industry, and the use of sludge or urban composts, pesticides, and fertilizers are common in many countries, especially in Egypt.<sup>2,3</sup> Accumulation of heavy metals in soil has the potential to

restrict soil function, cause toxicity to plants, and contaminate the food chain.<sup>4</sup>

Contamination of soils with trace elements and heavy metals is of global concern (for review, see Kabata-Pendias).<sup>2</sup> A number of studies on the effects of heavy metals on N<sub>2</sub> fixation by leguminous crops have been reported,<sup>5–10</sup> but most of those studies were done on sewage-sludge-amended soils or on soils treated with heavy metals on a weight basis.<sup>11,12</sup> The information available also shows that the fraction of N in clover (*Trifolium repens* L.) derived from fixation varied from 0 to 88% depending on the soil.<sup>5</sup> This fraction was reduced by 50% at Zn concentrations of 737 mg kg<sup>-1</sup> soil, Cu concentrations of 428 mg kg<sup>-1</sup>, and Cd concentrations of 10 mg kg<sup>-1</sup>. Other researchers indicate there is little evidence that symbiotic N<sub>2</sub> fixation is sensitive to heavy metals at the concentrations used in their studies.<sup>12,13</sup> In addition to N<sub>2</sub> fixation, the inhibition of plant growth, especially

root growth and development, increased as the heavy-metal (eg, Cd) concentrations increased.<sup>14</sup> Because significant quantities of N are added to soils by symbiotic N<sub>2</sub> fixation by leguminous crops and because N<sub>2</sub> fixation is becoming increasingly important for crop production in developing countries with low nitrogen fertilizer inputs, studies on the effects of heavy metals on the growth and development of leguminous crops are needed.

Most Egyptian soils have low fertility and are heavily fertilized with fertilizers that may contain a variety of heavy metals.<sup>15,16</sup> In addition, leguminous crops are used for food, feed, and forage, but little information is available about the ecotoxicological effects of heavy metals on N nutrition of these crops. Therefore, the objectives of this work were (i) to assess the inhibition of nodulation by equimolar concentrations of six heavy metals (Cd, Co, Cr, Cu, Ni, and Pb), commonly found in heavily fertilized Egyptian soils, by three common leguminous crops (representing food, feed, and forage)—broad bean (*Vicia faba*, Giza 3), Egyptian clover (*Trifolium alexandrinum*, Giza 6), and soybean (*Glycine max*, Giza 35); and (ii) to study the degree of inhibition of N nutrition of these representative crops. Thus, to study the above objectives, experiments were carried out, under greenhouse conditions, using the three crops on two diverse predominant types of Egyptian soils.

## Materials and Methods

**Soils and their properties.** The two soils used had different chemical and physical properties (Table 1). The soil samples were surface soils (0–15 cm) from unfertilized fields representing typical soils in Egypt. The samples were a clay

loam soil obtained from the Experimental Farm of the Faculty of Agriculture and a sandy soil obtained from the Shousha zone, Agricultural Research Center, Minia University, El-Minia. Each sample was air-dried, mixed, and passed through a 2-mm sieve. In the analyses reported in Table 1, pH was determined by a combination electrode (soil:water or 0.01 M CaCl<sub>2</sub> ratio of 1:2.5), particle-size distribution was determined by a pipette method,<sup>17</sup> total N was determined by a semimicro-Kjeldahl method,<sup>18</sup> organic C was determined by the Mebius<sup>19</sup> method, and calcium carbonate equivalent was determined by a back-titration procedure.<sup>20</sup> Available P and SO<sub>4</sub>-S were determined as described by Olsen and Dean<sup>21</sup> and by Bardsley and Lancaster,<sup>22</sup> respectively.

**Heavy metals.** Six heavy metals representing those commonly found in fertilizers<sup>15,16</sup> and industrial wastes in Egypt were used in this study. The salts of the heavy metals were cadmium sulfate (CdSO<sub>4</sub>·8H<sub>2</sub>O), cobalt sulfate (CoSO<sub>4</sub>·7H<sub>2</sub>O), copper sulfate (CuSO<sub>4</sub>), chromium sulfate [Cr<sub>2</sub>(SO<sub>4</sub>)<sub>3</sub>·12H<sub>2</sub>O], lead acetate [Pb(CH<sub>3</sub>COO)<sub>2</sub>], and nickel sulfate (NiSO<sub>4</sub>·6H<sub>2</sub>O). The heavy metals used were Fisher-certified and of reagent-grade (Thermo Fisher Scientific, Waltham, MA, USA).

The total concentrations of the six metals in soils were determined in digests prepared by using the method of Akagi and Nishimura.<sup>23</sup> In this method, 1 g of soil sample (<180 μm) was placed in a 50-mL Erlenmeyer flask, treated with 14 mL of a reagent containing HNO<sub>3</sub>, H<sub>2</sub>SO<sub>4</sub>, and HClO<sub>4</sub> at a ratio of 1:5:1 and placed on a sand bath adjusted to 220°C. The flask was covered with a watch glass after 1 h and digested for 2 h. After digestion, the sample was removed from the sand bath and cooled and 70 mL of deionized water was added. Because of exothermic reactions, the sample was again allowed to cool to room temperature, filtered through a Whatman No. 42 filter paper into a 100-mL volumetric flask, and made up to volume with distilled water. The flask was stoppered and mixed thoroughly. The digest was then analyzed for the six heavy metals by inductively coupled plasma atomic emission spectroscopy (Optima 8300, PerkinElmer, Waltham, MA, USA).

**Greenhouse experiments.** To study the effect of heavy metals on crop growth, Egyptian clover, broad bean, and soybean were evaluated in a pot study in the greenhouse in a randomized block design with two soils × six heavy metals × six rates with three replications. The six rates of heavy metals were 0, 5, 25, 50, 100, and 250 mg kg<sup>-1</sup> soil. Because heavy metals have different atomic masses, these concentrations were converted to a mole basis. Expressed in mmol kg<sup>-1</sup> soil in parentheses, the concentrations ranged from 0 to maxima as follows: Cd (2.2), Co (4.2), Cr (4.8), Cu (3.9), Ni (4.3), and Pb (1.2). In each experiment, 2.5 kg of soil was placed in plastic pots (30-cm diameter), treated with 1 L of deionized water containing one heavy metal at the desired concentration, and the moisture content was adjusted to 60% of the water-holding capacity by using deionized water. The plants were grown (five seeds per pot, which were thinned to three plants after 10 days) for

**Table 1.** Properties of the soils used in the study of heavy-metal effects on plant growth parameters.

PROPERTY	PROPERTIES OF THE SOIL SPECIFIED	
	CLAY LOAM	SANDY
pH	6.8 (6.5) <sup>a</sup>	8.0 (7.7) <sup>a</sup>
Organic C (g kg <sup>-1</sup> )	17.4	0.6
CaCO <sub>3</sub> equivalent (g kg <sup>-1</sup> )	18	139
Total N (g kg <sup>-1</sup> )	1.8	0.08
Available P (mg kg <sup>-1</sup> )	12.3	2.4
Available SO <sub>4</sub> -S (mg kg <sup>-1</sup> )	20.4	12.2
Clay (g kg <sup>-1</sup> )	400	30
Sand (g kg <sup>-1</sup> )	290	890
<b>Total metal (mg kg<sup>-1</sup> soil)</b>		
Cd	0.5	0 <sup>b</sup>
Co	8.0	0
Cr	36.0	9.0
Cu	26.3	4.4
Ni	10.0	2.4
Pb	25.8	7.9

**Notes:** <sup>a</sup>Figures in parentheses are pH values obtained for soil: 0.01 M CaCl<sub>2</sub> ratio of 1:2.5. <sup>b</sup>Below detection limit.

50 days. Before planting, the seeds were treated with specific *Rhizobium* or *Bradyrhizobium* inoculants containing a minimum of  $3 \times 10^9$  viable cells  $\text{mL}^{-1}$ , supplied by the Agriculture Genetic Engineering Research Institute (Cairo, Egypt). The rhizobia were added in a sucrose solution (200 g in 900 mL of deionized water) to aid adhesion of the inoculants to the seeds. The soil moisture level of all pots was kept at ca. 60% of water-holding capacity during plant growth by randomly weighing the pots and adding deionized water as needed.

After 50 days of growth, the plants were carefully uprooted and the roots gently washed with deionized water. The number of nodules per plant was counted and the total plant material was oven dried at  $65^\circ\text{C}$  for 72 hours, weighed, ground to pass a 0.15-mm mesh sieve, and analyzed for total N by the Kjeldahl method described by Piper.<sup>24</sup> From the plant weight and percentage N in the plant, the yield of N was calculated.

**Statistical analysis.** To calculate the concentration of each heavy metal required to achieve 50% reduction (we define it here as  $R_{50}$ ) in the plant parameters studied, we used a first-order kinetics equation by plotting the natural log of the specific parameter against heavy-metal concentration (expressed in  $\text{mmol kg}^{-1}$  soil). From the slope ( $k$ ) of the linear relationship obtained, we calculated the  $R_{50}$  for the decrease in dry matter

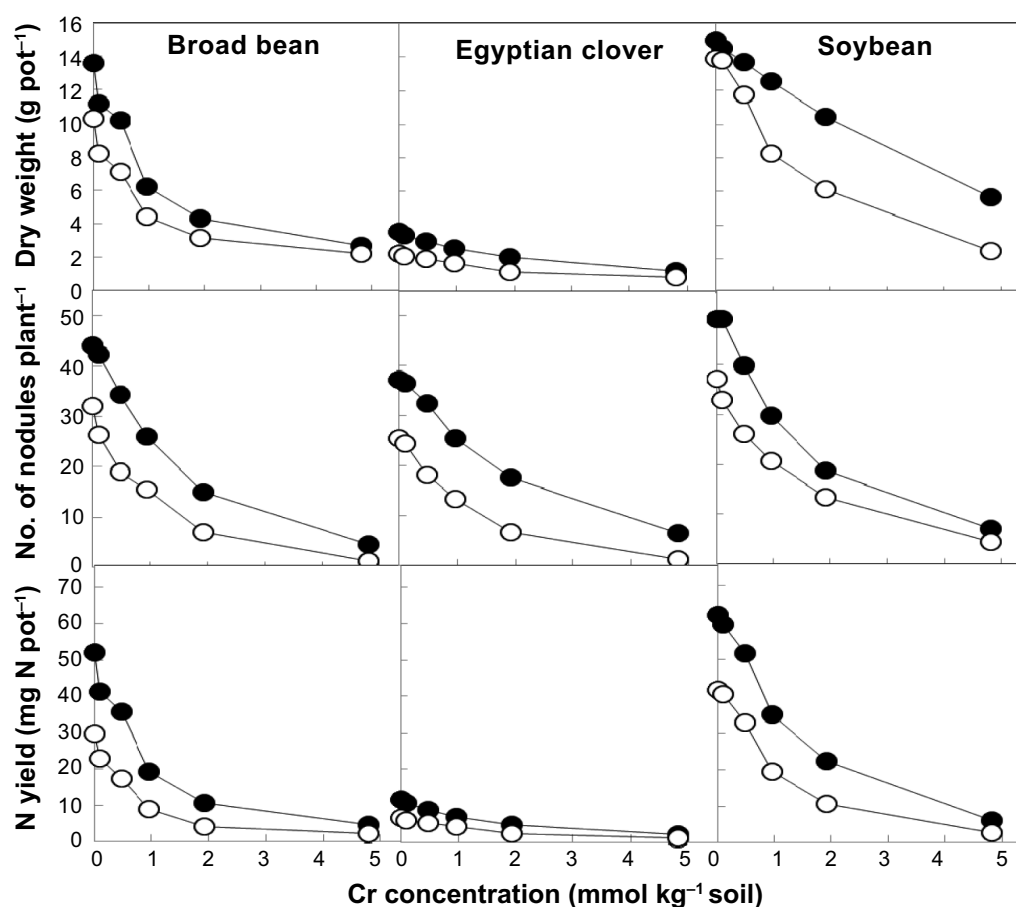
weight, number of nodules formed per plant, and N yield as described by Ajwa and Tabatabai<sup>25</sup> for calculation of the half-lives of decomposition of different organic materials in soils.

$$R_{50} = 0.693/k \quad (1)$$

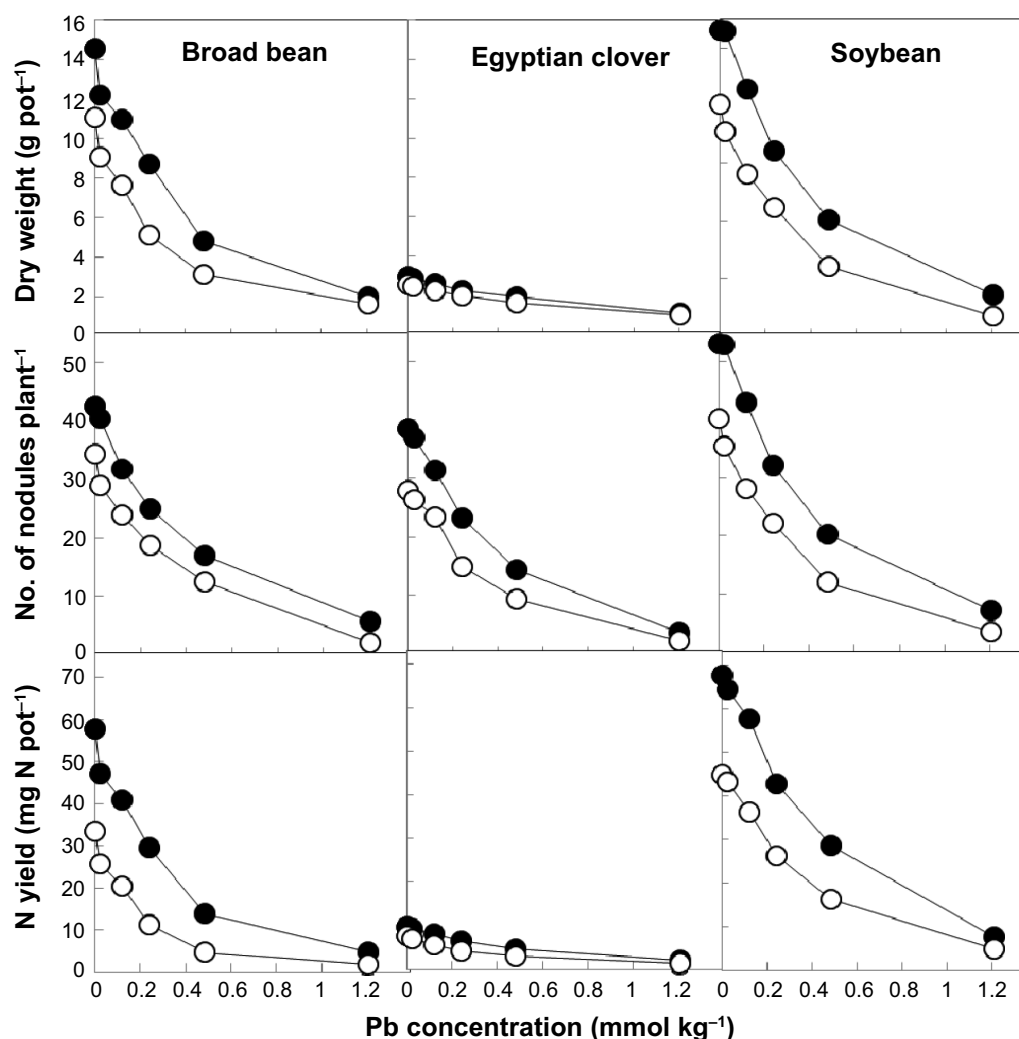
Statistical analysis, including analysis of variance (ANOVA), contrast comparison, and separation of means by least significant differences were performed by the general linear models procedure of the SAS program<sup>26</sup> for the combined experiments.

## Results and Discussion

**Effect of heavy metals on plant yield.** The plant parameters (plant and N yields) of the three leguminous crops studied decreased as metal concentrations increased. The results for  $\text{Cr}^{3+}$  and  $\text{Pb}^{2+}$  added to the two soils are reported in Figures 1 and 2, respectively. Similar plots were obtained for the other metals studied. The extent to which concentration of the heavy metals affected plant parameters differed somewhat among the three crops. For example, broad bean and soybean parameters decreased as  $\text{Cr}^{3+}$  concentrations increased, especially at the concentration range from 0 to 2.0  $\text{mmol kg}^{-1}$  soil. A similar



**Figure 1.** Dry matter yields, number of nodules, and N yields produced in the two soils as a function of  $\text{Cr}^{3+}$  concentration added to soils. At all data points, the differences among the triplicate values were smaller than the point size. Soils: ●, clay loam; ○, sandy.



**Figure 2.** Dry matter yields, number of nodules, and N yields produced in the two soils as a function of  $\text{Pb}^{2+}$  concentration added to soils. At all data points, the differences among the triplicate values were smaller than the point size. Soils: ●, clay loam; ○, sandy.

reduction occurred when the  $\text{Pb}^{2+}$  concentration increased from 0 to 0.4  $\text{mmol kg}^{-1}$  soil; ie,  $\text{Pb}^{2+}$  was a more effective inhibitor of dry matter and N yields than was  $\text{Cr}^{3+}$ . The effects of the heavy metals on the growth parameters of Egyptian clover were greater than on the other two crops studied (Figs. 1 and 2); this was especially true for nodule formation. The results obtained with  $\text{Cr}^{3+}$  support results reported by Stephen and Craig,<sup>27</sup> who showed that increasing the  $\text{Cd}^{2+}$  concentration in soils significantly reduced nodule number, dry weight, and  $\text{N}_2$  fixation of soybeans. The finding that metal ions have different effects on the parameters studied was expected because the reactions of the ions involve a number of chemical and biochemical reactions that influence their solubility and plant availability.<sup>2</sup> The effect of metal ions on enzyme reactions in soils, including nodule formation and  $\text{N}_2$  fixation, has been reported by others.<sup>27,28</sup> ANOVA showed that the type and concentration of metal ions significantly affected each of the plant parameters studied (Table 2).

**Effect of heavy metals on nodulation.** The number of nodules per plant decreased sharply as the metal concentration increased. This is demonstrated in Figures

1 and 2 for  $\text{Cr}^{3+}$  and  $\text{Pb}^{2+}$ , respectively. Other heavy metals followed similar patterns. At low concentrations, heavy metals did not significantly affect the number of nodules, but at high concentrations, nodulation decreased significantly once the concentration reached  $>0.5 \text{ mmol kg}^{-1}$  soil. At low concentrations, the clay and organic matter, especially in the clay loam soil, presumably complexed the heavy metal, decreasing its concentration in solution. At higher levels of heavy metals, however, the nodulation process was almost completely inhibited. This was likely due to the heavy metals' availability to inhibit the biological and biochemical processes involved in root growth, development, and nodule formation. The sandy soil consistently produced poorer growth and nodulation at a given concentration of heavy metal than the clay loam soil. Rother et al<sup>28</sup> examined nodulation and  $\text{N}_2$  fixation (acetylene reduction) in white clover growing on mine spoils with up to 216 mg (1.9 mmol) of  $\text{Cd kg}^{-1}$ , 20,000 mg (306 mmol) of  $\text{Zn kg}^{-1}$ , and 30,000 mg (145 mmol) of  $\text{Pb kg}^{-1}$  soil and reported only slight decreases at the most contaminated sites. Results reported by others<sup>13</sup> showed that the numbers of



**Table 2.** ANOVA of effects of six heavy metals and their concentrations on dry matter yields, number of nodules, and N yields of leguminous crops (broad bean, Egyptian clover, and soybean) grown in soils for 50 days.

SOURCE	DRY MATTER YIELD <sup>a</sup>	NO. OF NODULES <sup>a</sup>	N YIELD <sup>a</sup>
Plant (P)	**	**	**
Soil (S)	**	**	**
P × S	**	*	**
Heavy Metal (HM)	**	**	**
P × HM	**	**	*
S × HM	ns	**	**
P × S × HM	ns	**	ns
Concentration (C)	**	**	**
P × C	**	**	**
S × C	**	**	**
P × S × C	**	**	**
HM × C	**	**	**
P × HM × C	ns	**	ns
S × HM × C	ns	**	ns
P × S × HM × C	ns	**	ns

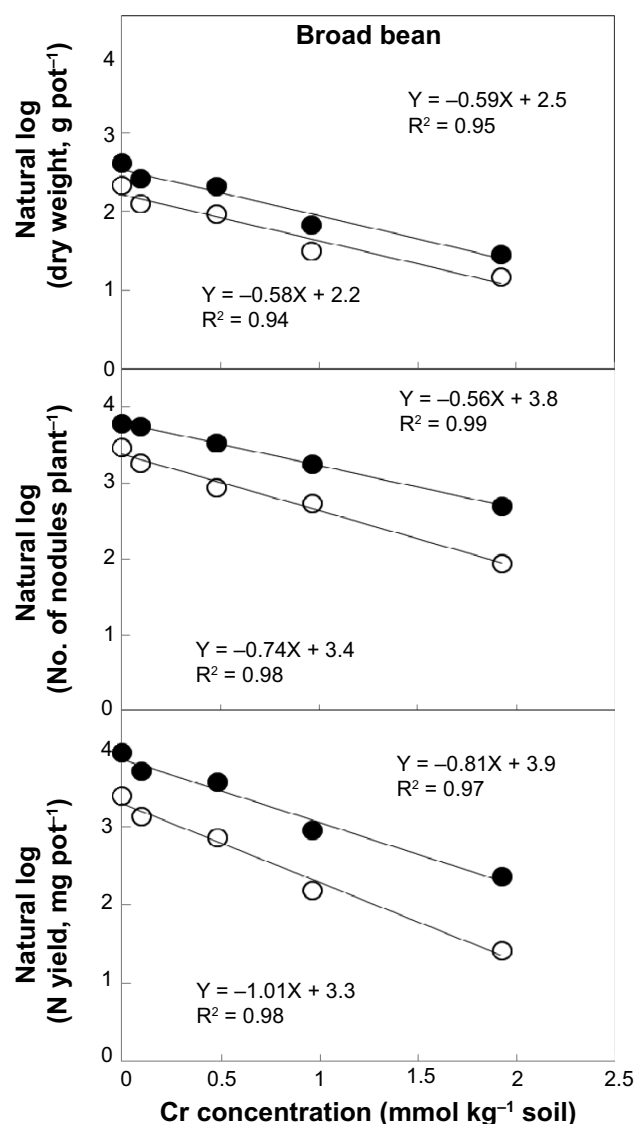
Notes: Significant at \* $p < 0.05$ ; significant at \*\* $p < 0.01$ .

Abbreviation: ns, not significant.

*Rhizobium* present in the soils were greatly reduced in the most contaminated treatments and absent in soils under very acid conditions.

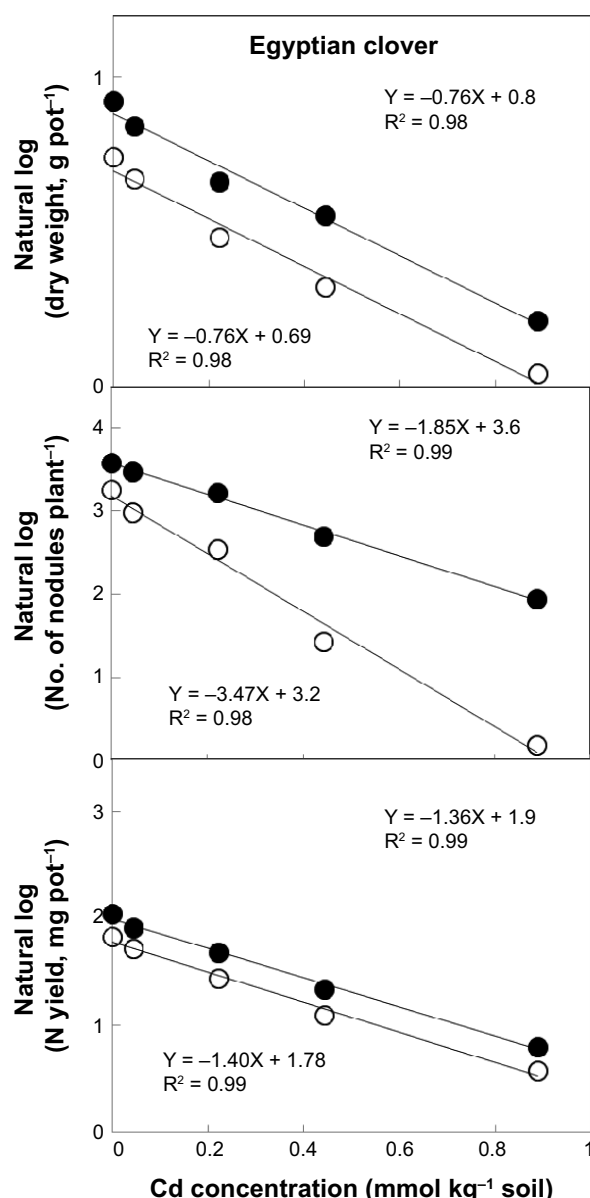
**$R_{50}$  of the selected heavy metals.** To normalize the results among the three crops and the three plant parameters studied, we calculated the concentration of each heavy metal required to achieve 50% reduction (Equation 1). Graphs were prepared by plotting the natural log values of dry weight, number of nodules, and N yield of each leguminous crop versus concentration ( $\text{mmol kg}^{-1}$ ) of the heavy metal. For illustration, the results obtained for plant parameters of the three crops for  $\text{Cd}^{2+}$ ,  $\text{Cr}^{3+}$ , and  $\text{Pb}^{2+}$  in the two soils are shown in Figures 3–5, respectively. Similar figures were obtained for the concentrations of the other heavy metals.

The  $R_{50}$  values differed among the heavy metals, crops, and the soils studied (Table 3). Expressed in  $\text{mmol kg}^{-1}$  soil,  $R_{50}$  values for dry matter yields of the three crops in the two soils ranged from 0.46 to 1.18 for Cd, from 0.99 to 2.89 for Co, from 1.18 to 2.57 for Cr, from 1.82 to 3.47 for Cu, from 1.05 to 2.04 for Ni, and from 0.28 to 0.94 for Pb. The corresponding  $R_{50}$  ranges for nodulation were 0.20–0.69, 0.77–1.47, 0.94–1.73, 0.95–1.87, 0.39–1.44, and 0.33–0.41, respectively. The corresponding values for N yields were 0.29–0.63, 0.61–1.54, 0.69–1.44, 1.07–1.98, 0.63–1.22, and 0.18–0.58, respectively. In general, the lowest metal concentrations for  $R_{50}$  were for  $\text{Cd}^{2+}$  and  $\text{Pb}^{2+}$  and the highest were for  $\text{Cr}^{3+}$  and  $\text{Cu}^{2+}$ . ANOVA for the results obtained from

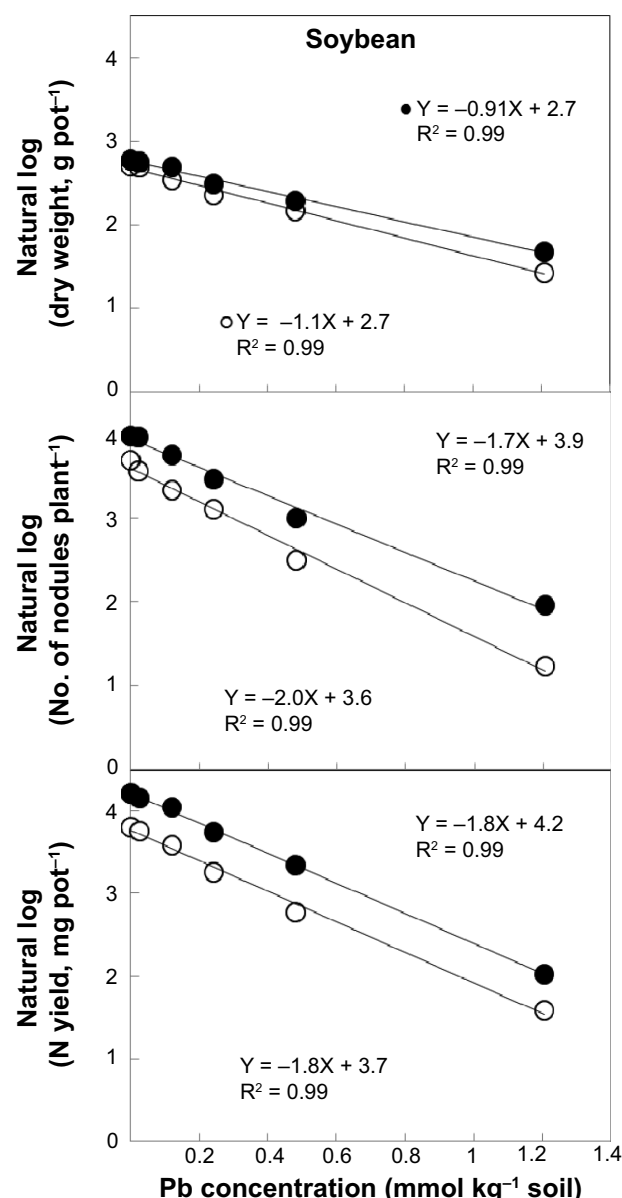


**Figure 3.** Natural log of dry matter yields, number of nodules, or N yields produced in the two soils as a function of  $\text{Cr}^{3+}$  concentration added to soils. At all data points, the differences among the triplicate values were smaller than the point size. Soils: ●, clay loam; ○, sandy.

the experiments showed that the concentration and type of heavy metal significantly ( $P < 0.05$  or  $0.01$ ) affected dry matter, N uptake, and the number of nodules per plant. The chemical and physical properties of the soil, such as organic matter content, kind and amount of clay, and soil pH, presumably influenced the toxic effect of heavy metals. This is likely because these properties affect the solubility and reactivity of the metal with the active sites of the enzymes involved. As evident from the results reported at each concentration of heavy metal added to the two soils, the metal was more effective in inhibiting nodulation and plant growth in the sandy soil than in the clay loamy soil. This presumably was because a greater proportion of the heavy metal added reacted with the organic matter and clay of the clay loam soil than the sandy soil, thus allowing less soluble heavy metal in



**Figure 4.** Natural log of dry matter yields, number of nodules, or N yields produced in the two soils as a function of Cd<sup>2+</sup> concentration added to soils. At all data points, the differences among the triplicate values were smaller than the point size. Soils: ●, clay loam; ○, sandy.



**Figure 5.** Natural log of dry matter yields, number of nodules, or N yields produced in the two soils as a function of Pb<sup>2+</sup> concentration added to soils. At all data points, the differences among the triplicate values were smaller than the point size. Soils: ●, clay loam; ○, sandy.

the soil solution for reactions in the biochemical processes involved.

## Conclusions

Dry matter yield, nodulation, and N uptake by broad bean, Egyptian clover, and soybean decreased as the concentration of six heavy-metal ions (Cd, Co, Cr, Cu, Ni, and Pb) increased from 0 to as high as 4.8 mmol kg<sup>-1</sup> soil in two predominant types of Egyptian soils. The concentration of each heavy metal required to achieve 50% reduction ( $R_{50}$ ) varied among the soils, crops, and the crop parameters studied. Those values were, in general, greater for the clay loam soil than for the sandy soil.  $R_{50}$  values showed the urgent need for experimentation beyond

simple laboratory studies to provide a good understanding of the effects of heavy-metal toxicity to microorganisms in soils, and how we can use these results to protect our soils.

## Acknowledgments

S.A. Haddad thanks the Egyptian Cultural and Educational Bureau for providing funds to spend two years in the Department of Agronomy at Iowa State University to conduct research and for professional development.

## Author Contributions

Conceived and designed the experiments: SAH, AAA. Analyzed the data: SAH, AAA, MAT. Wrote the first draft of the manuscript: SAH. Contributed to the writing of the



**Table 3.**  $R_{50}$  values of broad bean, Egyptian clover, and soybean plants, defined as the concentrations ( $\text{mmol kg}^{-1}$  soil) at which plant parameters were reduced by 50% (value was calculated from the equation  $R_{50} = 0.693/k$ ) for the six heavy metals specified.

	$\text{Cd}^{2+}$			$\text{Co}^{2+}$			$\text{Cr}^{3+}$			$\text{Cu}^{2+}$			$\text{Ni}^{2+}$			$\text{Pb}^{2+}$		
	CLAY	LOAM	SANDY	CLAY	LOAM	SANDY	CLAY	LOAM	SANDY	CLAY	LOAM	SANDY	CLAY	LOAM	SANDY	CLAY	LOAM	SANDY
<b><math>R_{50}</math> values for dry matter yields</b>																		
Broad bean	0.52	0.46	0.46	1.10	2.89	2.77	1.18	2.57	1.93	1.82	2.77	1.82	1.05	1.61	1.07	0.32	0.88	0.28
Egyptian clover	0.91	0.91	0.91	2.89	2.89	2.77	2.57	2.57	1.93	2.77	2.77	3.47	1.61	1.61	1.65	0.88	0.88	0.94
Soybean	1.18	0.95	0.95	2.48	2.48	1.98	2.39	2.39	1.93	2.29	2.29	1.69	2.04	2.04	1.98	0.76	0.76	0.63
<b><math>R_{50}</math> values for No. of nodules per plant</b>																		
Broad bean	0.43	0.24	0.24	1.47	1.31	0.87	1.24	1.73	0.94	1.41	1.87	1.10	0.95	0.89	0.67	0.36	0.36	0.35
Egyptian clover	0.36	0.20	0.20	1.31	1.31	0.77	1.73	1.69	0.98	1.87	1.87	0.95	0.89	0.89	0.39	0.36	0.36	0.33
Soybean	0.69	0.58	0.58	1.47	1.47	1.44	1.69	1.69	1.65	1.51	1.51	1.33	1.44	1.44	1.28	0.41	0.41	0.35
<b><math>R_{50}</math> values for N yields</b>																		
Broad bean	0.35	0.29	0.29	0.75	0.50	0.61	0.86	1.44	0.69	1.31	1.69	1.07	0.79	1.00	0.63	0.25	0.58	0.18
Egyptian clover	0.51	0.50	0.50	1.54	1.54	1.36	1.44	1.44	1.26	1.69	1.69	1.98	1.00	1.00	1.02	0.58	0.58	0.50
Soybean	0.63	0.58	0.58	1.31	1.31	1.14	1.41	1.41	1.22	1.20	1.20	1.12	1.18	1.18	1.22	0.39	0.39	0.39

manuscript: MAT, TEL. Agree with manuscript results and conclusions: SAH, MAT, TEL. Jointly developed the structure and arguments for the paper: SAH, MAT. Made critical revisions and approved final version: MAT, TEL. Reviewed and approved of the final manuscript: SAH, MAT, TEL.

## REFERENCES

1. Page AL. *Fate and Effect of Trace Elements in Sewage Sludge When Applied to Agricultural Land: A literature Review*. Cincinnati, OH: Environmental Protection Agency; 1974.
2. Kabata-Pendias A. *Trace Elements in Soils and Plants*. 3rd ed. Boca Raton, FL: CRC Press; 2001.
3. Lagerwerff JV. Lead, mercury, and cadmium as environmental contaminants. In: Mortvedt JJ, Giordano PM, Lindsay WL, eds. *Micronutrients in Agriculture*. Madison, WI: SSSA; 1972:593–636.
4. Sabiha-Javied MT, Chaudhry MM, Tufai MI. Heavy metal pollution from phosphate rock used for the production of fertilizer in Pakistan. *Microchemical*. 2009;91: 94–99.
5. Boos K, Uyttendaele M, Mentens J, Smolders E. A survey of symbiotic nitrogen fixation by white clover grown on metal contaminated soils. *Soil Biol Biochem*. 2004;36: 633–640.
6. Ghorbani NR, Salehrastin N, Mocini A. Heavy metals affect the microbial populations and their activities. In: Symposium of 17th WCSS; August 14–21, 2002; Thailand: 2234–2245.
7. Manier N, Deram A. White clover nodulation index in heavy metal contaminated soils—A potential bioindicator. *J Environ Qual*. 2009;38:685–692.
8. Zhang ZQ, Wong MH, Nie XP, Lan CY. Effects of zinc (zinc sulfate) on rhizobia-earleaf acacia (*Acacia auriculaciformis*) symbiotic association. *Bioresour Technol*. 1998;64:97–104.
9. Alejandro L, Eloisa P, Miguel AC, Ignacio D, Rodriguez L. Reduced nodulation in alfalfa induced by arsenic correlates with altered expression of early nodulins. *J Plant Physiol*. 2010;167:286–291.
10. Melina AT, Romina BC, Paola SG, Elizabeth A. Arsenic effect on the model crop symbiosis *Bradyrhizobium*-soybean. *Plant Physiol Biochem*. 2013;63:8–14.
11. Heckman JR, Angle JS, Chaney RL. Soybean nodulation and nitrogen fixation on soil previously amended with sewage sludge. *Biol Fert Soils*. 1986;2:181–185.
12. Obbard JP, Sauerbeck DR, Jones KC. *Rhizobium leguminosarum* bv. *Trifolii* in soils amended with heavy metal contaminated sewage sludges. *Soil Biol Biochem*. 1993;22:227–231.
13. Obbard JP, Jones KC. The effect of heavy metals on dinitrogen fixation by *Rhizobium*-white clover in a range of long-term sewage sludge amended and metal contaminated soils. *Environ Pollut*. 1993;79:105–112.
14. Chen YX, He YF, Yang YL, et al. Effect of cadmium on nodulation and  $\text{N}_2$ -fixation of soybean in contaminated soils. *Chemosphere*. 2003;50:781–787.
15. Charter RA, Tabatabai MA, Schafer JW. Metal contents of fertilizer marketed in Iowa. *Comm Soil Sci Plant Anal*. 1993;24:961–972.
16. Charter RA, Tabatabai MA, Schafer JW. Arsenic, molybdenum, selenium, and tungsten contents of fertilizers and phosphate rocks. *Comm Soil Sci Plant Anal*. 1995;206:3051–3062.
17. Kilmer VJ, Alexander LT. Methods of making mechanical analysis of soils. *Soil Sci*. 1949;68:15–24.
18. Bremner JM, Mulvaney CS. Nitrogen. In: Page AL, Miller RH, Keeney DR, eds. *Methods of Soil Analysis, Part 2*. Madison, WI: SSSA; 1982:595–624.
19. Mebius LJ. A rapid method for determination of organic carbon in soil. *Anal Chim Acta*. 1960;22:120–124.
20. Hesse PR. *A Textbook of Soil Chemical Analysis*. London: John Murray; 1971.
21. Olsen SR, Dean LA. Phosphorus. In: Black CA, ed. *Methods of Soil Analysis, Part 2*. Madison, WI: SSSA; 1965:1035–1049.
22. Bardsley CE, Lancaster JD. Sulfur. In: Black CA, ed. *Methods of Soil Analysis, Part 2*. Madison, WI: SSSA; 1965:1102–1116.
23. Akagi H, Nishimura H. Speciation of mercury in the environment. In: Suzuki T, Nobumasa I, Clarkson WT, eds. *Advances in Mercury Toxicity*. New York: Plenum Press; 1991:53–76.
24. Piper CS. *Soil and Plant Analysis*. New York: Interscience Publishers; 1950.
25. Ajwa H, Tabatabai MA. Decomposition of different organic materials in soils. *Biol Fert Soils*. 1994;18:175–182.
26. SAS Institute. *SAS Procedure Guide: v.6.12*. Cary, NC: SAS Institute; 1996.
27. Stephen JV, Craig WT. Effects of cadmium, nickel, copper, and zinc on nitrogen fixation by soybeans. *Water Air Soil Pollut*. 1977;9:413–422.
28. Rother JA, Millbank JW, Thornton I. Nitrogen fixation by white clover (*Trifolium repens*) in grasslands on soils contaminated with cadmium, lead and zinc. *Eur J Soil Sci*. 1983;34:127–136.