

## **Acute, Sublethal, and Combination Effects of Azadirachtin and *Bacillus thuringiensis* on the Cotton Bollworm, *Helicoverpa armigera***

Authors: Abedi, Zahra, Saber, Moosa, Vojoudi, Samad, Mahdavi, Vahid, and Parsaeyan, Ehsan

Source: Journal of Insect Science, 14(30) : 1-9

Published By: Entomological Society of America

URL: <https://doi.org/10.1673/031.014.30>

---

BioOne Complete ([complete.BioOne.org](https://complete.BioOne.org)) is a full-text database of 200 subscribed and open-access titles in the biological, ecological, and environmental sciences published by nonprofit societies, associations, museums, institutions, and presses.

Your use of this PDF, the BioOne Complete website, and all posted and associated content indicates your acceptance of BioOne's Terms of Use, available at [www.bioone.org/terms-of-use](https://www.bioone.org/terms-of-use).

Usage of BioOne Complete content is strictly limited to personal, educational, and non - commercial use. Commercial inquiries or rights and permissions requests should be directed to the individual publisher as copyright holder.

---

BioOne sees sustainable scholarly publishing as an inherently collaborative enterprise connecting authors, nonprofit publishers, academic institutions, research libraries, and research funders in the common goal of maximizing access to critical research.



## Acute, sublethal, and combination effects of azadirachtin and *Bacillus thuringiensis* on the cotton bollworm, *Helicoverpa armigera*

Zahra Abedi<sup>a</sup>, Moosa Saber<sup>b\*</sup>, Samad Vojoudi<sup>c</sup>, Vahid Mahdavi<sup>d</sup>, Ehsan Parsaeyan<sup>e</sup>

Department of Plant Protection, College of Agriculture, University of Maragheh, Maragheh, 55181-83111, Iran

### Abstract

The cotton bollworm, *Helicoverpa armigera* Hübner (Lepidoptera: Noctuidae) is a polyphagous and cosmopolitan insect pest that causes damage to various plants. In this study, the lethal and sublethal effects of azadirachtin and *Bacillus thuringiensis* Berliner sub sp. *kurstaki* (Bacillales: Bacillaceae) were evaluated on third instar *H. armigera* under laboratory conditions. The LC<sub>50</sub> values of azadirachtin and *Bt* were 12.95 and 96.8 µg a.i./mL, respectively. A total mortality of 56.7% was caused on third instar larvae when LC<sub>20</sub> values of the insecticides were applied in combination with each other. The LT<sub>50</sub> values of azadirachtin and *Bt* were 4.8 and 3.6 days, respectively. The results of the sublethal study showed that the application of LC<sub>30</sub> value of azadirachtin and *Bt* reduced the larval and pupal weight and increased larval and pupal duration of *H. armigera*. The longevity and fecundity of female adults were affected significantly by the insecticides. Female fecundity was reduced by the treatments, respectively. The lowest adult emergence ratio and pupation ratio were observed in the azadirachtin treatment. The results indicated that both insecticides have high potential for controlling of the pest.

**Keywords:** bioassay, biorational insecticides chemical control, life table

**Correspondence:** <sup>a</sup> [za.abedi88@yahoo.com](mailto:za.abedi88@yahoo.com), <sup>b</sup> [saber@maragheh.ac.ir](mailto:saber@maragheh.ac.ir), <sup>c</sup> [Svojoudi@yahoo.com](mailto:Svojoudi@yahoo.com), <sup>d</sup> [mahdavi@parchin\\_vahid@yahoo.com](mailto:mahdavi@parchin_vahid@yahoo.com), <sup>e</sup> [eparsaeyan@yahoo.com](mailto:eparsaeyan@yahoo.com), \*Corresponding author

**Received:** 26 May 2012 **Accepted:** 24 August 2012 **Published:** 26 February 2014

**Editor:** James Ottea was editor of this paper.

**Copyright:** This is an open access paper. We use the Creative Commons Attribution 3.0 license that permits unrestricted use, provided that the paper is properly attributed.

**ISSN:** 1536-2442 | Vol. 14, Number 30

#### Cite this paper as:

Abedi Z, Saber M, Vojoudi S, Mahdavi V, Parsaeyan E. 2014. Acute, sublethal, and combination effects of azadirachtin and *Bacillus thuringiensis* on the cotton bollworm, *Helicoverpa armigera*. *Journal of Insect Science* 14:30. Available online: <http://www.insectscience.org/14.30>

## Introduction

*Helicoverpa armigera* Hübner (Lepidoptera: Noctuidae) is one of the most destructive pests of field crops worldwide. It is a highly polyphagous, multivoltine, and economically-important pest of cotton and other crops and has developed resistance against most of the modern classes of synthetic insecticides (Forrester et al. 1993). Azadirachtin, a tetranortriterpenoid compound derived from the neem tree, *Azadirachta indica* A. Juss (Sapindales: Meliaceae), has insecticidal activity against phytophagous insects (Spollen and Isman 1996). This active compound has several biological properties, including anti-feedant effects (Zehnder and Warthen 1988; Schmutterer 1990), insect growth regulator characteristics (Ilio et al. 1999), and repellency (Schmutterer 1990).

Neem pesticide has been effectively used against >400 species of insects, including many key crop pests, and has proven to be one of the most promising plant ingredients for integrated pest management (Sahak et al. 2010). Neem extracts are usually safe for beneficial organisms, such as bees, predators and parasitoids, mammals, and also for the environment, with minimal residual effects (Pavela 2009).

To prevent the damage that larvae produce in crops, a variety of methods are used for their control, including the use of chemical pesticides and microorganisms (Avilla et al. 2005). The most important case of the latter is *Bacillus thuringiensis* Berliner (Bacillales: Bacillaceae), a bacterium that produces different proteins ( $\delta$ -endotoxins) toxic to larvae of different species of Lepidoptera and other insects (Schnepf et al. 1998). *Bt* has been used by spraying its spores and crystals on the plants (Avilla et al. 2005). The toxicity of *Bt*

subspecies *kurstaki* and *aizawai* varies significantly among Lepidopteran species and life stages (Mashtoly et al. 2011). Several authors have studied the effect of *Bt* toxins on *H. armigera* populations from China, India, and Australia (Liao et al. 2002; Fengxia et al. 2004; Jalali et al. 2004). It has been shown in lepidopterous insects that the spores potentiated and synergized the insecticidal activity of the crystal protein (Dubois and Dean 1995). Neem products can be mixed with other biopesticides, microbials, or with synergists (Koppenhofer and Kaya 2000). Their favorable ecotoxicological profile and short period of persistence in the environment make these compounds a good choice for integrated pest management programs in vegetable crops (Pineda et al. 2006). Sublethal effects may be manifested as reductions in life span, development rates, fecundity, changes in sex ratio, and changes in behavior (Stark and Banks 2003).

The purpose of this study was to assess the lethal, sublethal, and combination effects of azadirachtin and *Bt* on *H. armigera* under laboratory conditions.

## Materials and Methods

### Insect culture

*H. armigera* larvae were collected from cotton fields in Moghan District of Ardebil Province, Iran, in 2011, and reared on an artificial diet (Shorey and Hale 1965). For preventing cannibalism, the third instar larvae were transferred into individual glass vials ( $3 \times 9$  cm) and were maintained until pupation. After adult appearance, 20 pairs of adult moths were placed into  $20 \times 30$  cm plastic containers with a 1:1 sex ratio for mating and egg-laying. The adults were fed a 10% honey solution. *H. armigera* were reared at  $26 \pm 1^\circ\text{C}$ ,  $70 \pm 5\%$  RH,

and a photoperiod of 16:8 L:D under laboratory conditions.

### Insecticides

The insecticides used in the experiments were azadirachtin (Bioneem 0.09% EC, SaferBrand, [www.saferbrand.com](http://www.saferbrand.com)) and *Bacillus thuringiensis* subsp. *kurstaki* strain ABTS-351 Solid (12.74% EC, SaferBrand).

### Bioassays

Newly-molted *H. armigera* third instar larvae were used for bioassay experiments, and were exposed to azadirachtin and *Bt* insecticides orally. The preliminary dose-setting experiments were carried out to determine the main concentrations of the bioassay test. The main concentrations were 25.2, 19.6, 15.2, 11.8, 9.2, and 7.2 µg a.i./mL for azadirachtin, and 229.3, 169.4, 125.1, 92.4, 66.9, and 51 µg a.i./mL for *Bt*. Then, 1 mL from each concentration was compounded into 9 mL of the artificial diet. After incorporation of the insecticides into the diet, 15 third instar larvae were transferred on the treated diet in the individual glass vials. Distilled water was used for the control group. Then, the glass vials were transferred to the growth chamber under the above-mentioned conditions. Mortality was recorded at intervals of 24 hr for seven days. Each concentration had three replications, and each experiment was replicated three times. The results of each trial were tested for lack of fit by using PROC GENMOD procedures (Robertson et al. 2007; SAS Institute 2002), and the data were analyzed using PROC PROBIT (SAS Institute 2002) to compute LC<sub>50</sub> and LT<sub>50</sub> values on a standard and log scale with associated 95% fiducial limits.

### Interaction effects

In this experiment, the LC<sub>20</sub>s of the insecticides alone were initially assessed on third instars of *H. armigera*, then LC<sub>20</sub>s of both in-

secticides were mixed together and mortality was recorded for seven days for both experiments.

### Sublethal effects

The sublethal effects associated with azadirachtin and *Bt* were evaluated by using about 100 third instar *H. armigera* treated with LC<sub>30</sub> of either insecticide. Larvae were allowed to feed on the treated diet in an individual glass vial for seven days, because the LC<sub>30</sub>s of these insecticides were calculated in the mentioned period of time. After seven days, the survivors were weighed and then kept in individual glass vials, where they fed on untreated artificial diet until pupation. The pupal weight and life span of pupae were recorded after pupation.

The influence of insecticides on fecundity and longevity was assessed by pairing moths in a small mating chamber lined and covered with chiffon. The mating chambers were provided with a 10% honey solution on a moist cotton trough that was replaced every day. The number of eggs laid by females was recorded daily until each female died. The data were analyzed by ANOVA with mean separation at a 5% level of significance by the LSD test.

## Results and Discussion

### Larval toxicity bioassay

Third instars of *H. armigera* were susceptible to azadirachtin and *Bt* incorporated into the diet. The LC<sub>50</sub> values indicated that the toxicity of azadirachtin (12.95 µg a.i./mL) was higher than that of *Bt* (96.8 µg a.i./mL) (Table 1). The results of LT<sub>50</sub> studies of the insecticides are shown in Table 2. These results showed that the effects of *Bt* were exhibited faster than azadirachtin. The LT<sub>50</sub> values of azadirachtin and *Bt* did not differ significantly, because the fiducial limits did not overlap.

The cumulative percentage mortality on third instar larvae of *H. armigera* after exposure to different concentrations of azadirachtin and *Bt* for 7 days is shown in Figure 1.

The results showed that both insecticides had toxic effects on third instar larvae of *H. armigera*, although the toxicity of azadirachtin was higher than that of *Bt*. Izadyar et al. (2005) reported that the  $LC_{50}$  and  $LT_{50}$  values of *Bt* (DiPel) were  $8 \times 10^6$  CFU/mL and 3.8 days on *H. armigera*, respectively.

Rao et al. (1995) showed that the  $LC_{50}$  values for neonate and the second instar larvae of *H. armigera* were 0.002 and 0.004 % when fed NeemAzal-treated cotton leaves continuously. The  $LC_{50}$  values were 0.005, 0.02, and 0.03% for the first, second, and third instar larvae of *H. armigera* when the exposure was limited to 48 hr. Furthermore, they reported that the concentration of 200 ppm of NeemAzal significantly reduced larval and pupal weight in comparison with control.

### Sublethal effects

Larval exposure to an  $LC_{30}$  of the insecticides resulted in a significant reduction in pupal ( $F = 80.9$ ;  $df = 2, 175$ ;  $P < 0.0001$ ) and larval weight ( $F = 104.3$ ;  $df = 2, 245$ ;  $P < 0.0001$ ) compared to the control. Significant extensions in the durations of the larval ( $F = 253.9$ ;  $df = 2, 191$ ;  $P < 0.0001$ ) and pupal stages ( $F = 65.5$ ;  $df = 2, 158$ ;  $P < 0.0001$ ) were observed in the treatments compared with the control (Table 3). The sublethal effects of insecticides on longevity and fecundity of female *H. armigera* are shown in Table 3. The longevity of female adults was affected significantly by the insecticides ( $F = 7.9$ ;  $df = 2, 37$ ;  $P = 0.0015$ ), and the control had higher longevity compared to the treatments. Longevity was reduced by 18.1% and 29.4% by azadirachtin and *Bt* treatments, respectively, compared to

the control. The mean number of eggs per female ( $M_x$ ) ( $F = 0.7$ ;  $df = 2, 37$ ;  $P = 0.0002$ ) was affected by the insecticides (Table 3). Female fecundity was reduced by 29.2% and 18.4 % by azadirachtin and *Bt*, respectively. Both insecticides had a significant effect on the oviposition of *H. armigera* adults.

The  $LC_{30}$  was chosen as a low lethal concentration for sublethal effects studies because it is the mortality threshold (30%) recommended for the use of pesticides in integrated pest management (Desneux et al. 2007), and therefore it is crucial in assessing possible sublethal effects on pests. These sublethal effects should be evaluated because they could have a strong impact on the population dynamics of this lepidopteran pest and could contribute to its management (Pineda et al. 2009). In this study, some of the biological parameters, such as longevity, fecundity, pupal formation, and adult emergence, of *H. armigera* were evaluated after exposure to azadirachtin and *Bt*.

Heravi et al. (2009) studied the antifeedant, growth deterrent, and repellency characteristics of formulations of azadirachtin such as NeemAzal and NeemPlus on third instar larvae of *H. armigera*. In their study, all parameters were significantly affected by treatments, and none of the larvae reached pupal stage.  $LT_{50}$  values were 4.13 days and 7.68 days for NeemAzal and NeemPlus, respectively.

Ma et al. (2000) studied the toxicity and biological effects of azadirachtin on first and second instar larvae of *H. armigera*. High mortality of larvae, growth retardation, including reduced larval and pupal weight, and extension of development were observed in the treatment. Similar effects were observed in our study. In another study, azadirachtin reduced the adult longevity of *Spodoptera*



*littoralis* when it was applied orally (Pineda et al 2009).

The effects of azadirachtin and *Bt* on pupation and emergence rate of *H. armigera* are shown in Figure 2. The pupation ratio was 92.4, 71.6, and 65.8% for the control, *Bt*, and azadirachtin, respectively. There was significant reduction in treatments compared with the control. The adult emergence ratio was not affected significantly by *Bt*. Higher oviposition rates were observed in the third and fourth days after adult emergence in all treatments (Figure 3).

Adults of several important lepidopteran pests have been reported previously to suffer reduced fecundity after exposure to pesticides (Pineda et al. 2009). In the present study also, azadirachtin and *Bt* reduced the fecundity and the pupation ratio of *H. armigera*.

### Interaction effects

The mortality percentage of third instar larvae of *H. armigera* on the seventh day after exposure to LC<sub>20</sub> of azadirachtin, *Bt*, and a mixture of azadirachtin and *Bt* is shown in Table 4. The interaction effects of insecticides caused 56.7% mortality on third instar larvae (Table 4). Singh et al. (2007) examined combinations of lethal and sublethal concentration of azadirachtin and *Bt* subspecies *kurstaki* against first to fourth instar larvae of *H. armigera*. Their results showed that *Bt* and azadirachtin combinations of LC<sub>50</sub> and EC<sub>20</sub> and LC<sub>50</sub> and EC<sub>50</sub> caused 100% mortality. Also, the mortality was significant in LC<sub>20</sub> and EC<sub>20</sub> and LC<sub>20</sub> and EC<sub>50</sub> mixtures. Aggarwal et al. (2006) evaluated the effects of azadirachtin and *Bt* and a combination of *Bt* and azadirachtin against second and fourth instar larvae of *H. armigera* feeding on *Vicia faba* under laboratory conditions. The mortality rates caused by azadirachtin were 34% and

7% on second and fourth instar larvae, respectively, and the mortality rates caused by *Bt* were 50% and 14% on second and fourth instar larvae, respectively. The maximum mortalities of 58% and 27% on second and fourth instar larvae, respectively, were obtained in the *Bt* and azadirachtin treatment. The effects of azadirachtin products, such as neem leaf extract, neem seed kernel extract, and neem oil, were evaluated alone and in combinations at the concentrations of 5% of each treatment on second and fourth instar larvae of *H. armigera* by feeding the insect with treated chickpea (Wakil et al. 2008). There was a significant difference in the mortality caused by all treatments, and the second instar larvae were more susceptible to azadirachtin products. The combinations may be useful for controlling cotton bollworm populations that have acquired resistance to *Bt*, as they may not survive the effect of the mixture.

### Conclusion

The results of the present study showed that both insecticides had toxic effects on *H. armigera*. The results indicated that azadirachtin and *Bt* negatively affected the larval and pupal weight, longevity, and reproductive parameters, and increased the duration of the larval and pupal period of *H. armigera*. The present study revealed that both insecticides and their combination have high potential for controlling *H. armigera*. After laboratory studies, more attention should be devoted on semi-field and field evaluations to obtain more applicable results.

### References

Aggarwal N, Holaschke M, Basedow T. 2006. Evaluation of bio-rational insecticides to control *Helicoverpa armigera* (Hübner) and *Spodoptera exigua* (Hübner) (Lepidoptera: Noctuidae) fed on *Vicia faba* L. *Journal of*

*Applied Entomology* 15: 245-250.

Avilla C, Vargas-Osuna E, Gonzalez-Cabrera J, Ferré J, Gonzalez-Zamora JE. 2005. Toxicity of several  $\delta$ -endotoxins of *Bacillus thuringiensis* against *Helicoverpa armigera* (Lepidoptera: Noctuidae) from Spain. *Journal of Invertebrate Pathology* 90: 51-54.

Desneux N, Decourtye A, Delpuech JM. 2007. The sublethal effects of pesticides on beneficial arthropods. *Annual Review of Entomology* 52: 81-106.

Dubois NR, Dean DH. 1995. Synergism between cry1A insecticidal crystal proteins and spores of *Bacillus thuringiensis*, other bacterial spores, and vegetative cells against *Lymantria dispar* (Lepidoptera: Lymantriidae) larvae. *Environmental Entomology* 24: 1741-1747.

Fengxia M, Shen J, Zhou W, Cen H. 2004. Long-term selection for resistance to transgenic cotton expressing *Bacillus thuringiensis* toxin in *Helicoverpa armigera* (Hübner) (Lepidoptera, Noctuidae). *Pest Management Science* 60: 167-172.

Forrester NW, Cahill M, Bird LJ, Layland JK. 1993. Management of pyrethroid and endofulfan resistance in *Helicoverpa armigera* (Hübner) in Australia. *Bulletin of Entomological Research* 1 (Special Suppl.): 1-132.

Heravi P, Talebi-Jahromi K, Sabahi GA, Bandani AR. 2009. Effects of growth repellent, antifeedant, toxic neem seed kernel extract on *Helicoverpa armigera* (Hübner) compared to two azadirachtin formulations, Neem Azal and Neem Plus. *Journal of Agriculture Science and Technology* 13(47): 243-253.

Ilio VW, Cristofaro M, Marchini D, Nobili P, Dallai R. 1999. Effects of a neem compound on the fecundity and longevity of *Ceratitis capitata* (Diptera: Tephritidae). *Journal of Economic Entomology* 92: 76-82.

Izadyar S, Asghari H, Talebi-Jahromi K, Rezapahan MR. 2005. Bioassay of some Iranian strains of *Bacillus thuringiensis* (Bacteria: Bacillaceae) against *Helicoverpa armigera* (Lep.: Noctuidae). *Journal of Pest and Plant Disease* (Persian) 73(1): 93-104.

Jalali SK, Mohan KS, Singh SP, Manjunath TM, Lalitha Y. 2004. Baseline-susceptibility of the old-world bollworm, *Helicoverpa armigera* (Hübner) (Lepidoptera: Noctuidae) populations from India to *Bacillus thuringiensis* Cry1Ac insecticidal protein. *Crop Protection* 23: 53-59.

Koppenhofer AM, Kaya HK. 2000. Interactions of a nucleopolyhedrovirus with azadirachtin and imidacloprid. *Journal of Invertebrate Pathology* 75: 84-86.

Liao CH, Heckel DG, Akhurst R. 2002. Toxicity of *Bacillus thuringiensis* insecticidal proteins for *Helicoverpa armigera* and *Helicoverpa punctigera* (Lepidoptera: Noctuidae), major pests of cotton. *Journal of Invertebrate Pathology* 80: 55-63.

Ma DL, Gordh G, Zalucki MP. 2000. Biological effects of azadirachtin on *Helicoverpa armigera* (Hübner) (Lepidoptera: Noctuidae) fed on cotton and artificial diet. *Australian Journal of Entomology* 39: 301-304.

Mashtoly TA, Abolmaaty A, El-Zemaity ME, Hussien MI, Alm SR. 2011. Enhanced Toxicity of *Bacillus thuringiensis* Subspecies

*kurstaki* and *aizawai* to Black Cutworm Larvae (Lepidoptera: Noctuidae) With *Bacillus* sp. NFD2 and *Pseudomonas* sp. FNFD1. *Journal of Economic Entomology* 104(1): 41-46.

Pavela R. 2009. Effectiveness of some botanical insecticides against *Spodoptera littoralis* Boisduval (Lepidoptera: Noctuidae), *Myzus persicae* Sulzer (Hemiptera: Aphididae) and *Tetranychus urticae* Koch (Acari: Tetranychidae). *Plant Protection Science* 45: 161-167.

Pineda S, Martinez AM, Figueroa JI, Schneider MI, Estal DP, Estal Vinuela E, Gomez B, Smagghe G, Budia F. 2009. Influence of Azadirachtin and Methoxyfenozide on Life Parameters of *Spodoptera littoralis* (Lepidoptera: Noctuidae). *Journal of Economic Entomology* 102(4): 1490-1496.

Pineda S, Smagghe G, Schneider MI, Del Estal P, Vinuela E, Martinez AM, Budia F. 2006. Toxicity and pharmacokinetics of spinosad and methoxyfenozide to *Spodoptera littoralis* (Lepidoptera: Noctuidae). *Environmental Entomology* 35: 856-864.

Rao BR, Rajasekhar P, Venkataiah M, Rao NV. 1995. Bio-efficacy of 'Neem Azal' (azadirachtin 10,000 ppm) against cotton bollworm, *Helicoverpa armigera* (Hübner). *Journal of Entomological Research* 19(4): 329-333.

Robertson JL, Russell RM, Preisler HK, Savin NE. 2007. *Bioassay with arthropods*. CRC Press.

Sahak B, Pourmirza AA, Ghosta Y. 2010. Toxicity of selected insecticides to *Pieris brassicae* L. (Lepidoptera: Pieridae). *Munis*

*Entomology and Zoology* 5: 1048-1053.

SAS Institute. 2002. *The SAS system for Windows*. SAS Institute.

Schmutterer H. 1990. Properties and potential of natural pesticides from the neem tree, *Azadirachta indica*. *Annual Review of Entomology* 35: 271-297.

Schnepf E, Crickmore N, Van Rie J, Lereclus D, Baum J, Feitelson J, Zeigler DR, Dean DH. 1998. *Bacillus thuringiensis* and its pesticidal crystal proteins. *Microbiology and Molecular Biology Reviews* 62: 775-806.

Shorey HH, Hale RL. 1965. Mass-rearing of the larvae of nine noctuid species on a simple artificial medium. *Journal of Economic Entomology* 58: 522-524.

Singh G, Rup PJ, Koul O. 2007. Acute, sublethal and combination effects of azadirachtin and *Bacillus thuringiensis* toxins on *Helicoverpa armigera* (Lepidoptera: Noctuidae) larvae. *Bulletin of Entomological Research* 97(4): 351-357.

Spollen KM, Isman MB. 1996. Acute and sublethal effects of a neem insecticide on the commercial biological control agents *Phytoseilus persimilis* and *Amblyseius cucumeris* (Acari: Phytoseiidae) and *Aphidoletes aphidimyza* (Diptera: Cecidomyiidae). *Journal of Economic Entomology* 89: 1379-1386.

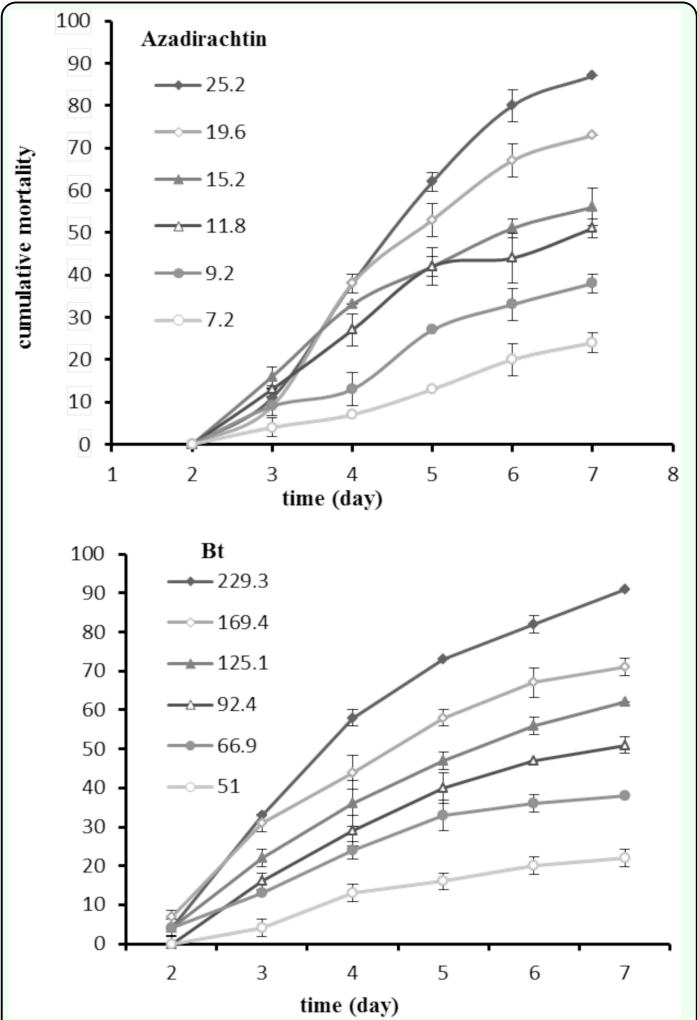
Stark JD, Banks JE. 2003. Population level effects of pesticides and other toxicants on arthropods. *Annual Review of Entomology* 48: 505-519.

Wakil W, Ashfaq M, Ghazanfar MU, Akhtar S, Malhi ZA. 2008. Laboratory bioassay with

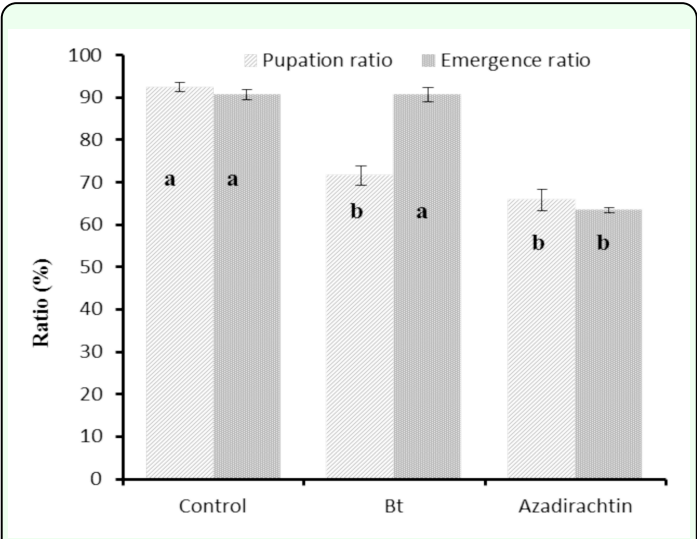


neem (*Azadirachta indica* A. Juss) products to control *Helicoverpa armigera* (Hübner) fed on chickpea. *Pakistan Entomologist* 30(1): 51-54.

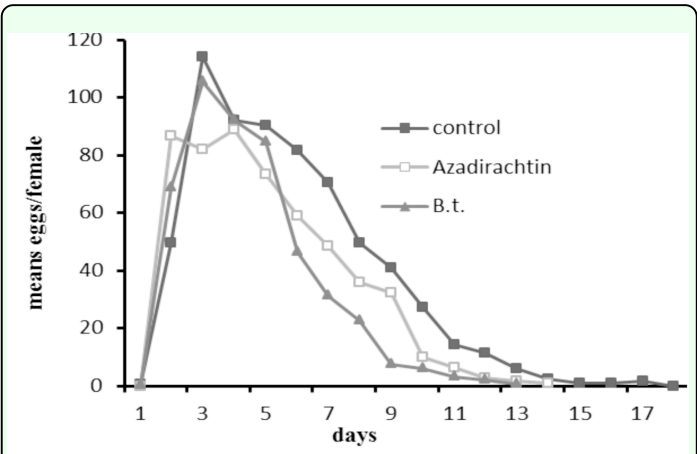
Zehnder GJ, Warthen JD. 1988. Feeding inhibition and mortality effects of neem-seed extract on the Colorado potato beetle (Coleoptera: Chrysomelidae). *Journal of Economic Entomology* 81: 1040-1044.



**Figure 1.** Cumulative percentage mortality (corrected  $\pm$  SE) on third instar larvae of *Helicoverpa armigera* after exposure to different concentrations ( $\mu\text{g a.i./mL}$ ) of azadirachtin and Bt. High quality figures are available online.



**Figure 2.** Post-exposure effects of azadirachtin and Bt on the pupation and adult emergence of *Helicoverpa armigera*. Data marked with different letters differ significantly ( $P \leq 0.05$ ) based on the least significant difference multiple comparison test. High quality figures are available online.



**Figure 3.** Mean eggs produced by *Helicoverpa armigera* adults that emerged from third instar larvae treated with azadirachtin and Bt. High quality figures are available online.

**Table 1.** Toxicity of azadirachtin and *Bt* on third instar larvae of *Helicoverpa armigera*.

Insecticide	n	Slope $\pm$ SE	$\chi^2$	Lethal concentrations ( $\mu\text{g a.i./mL}$ )		
				LC <sub>30</sub> (95% FL)	LC <sub>50</sub> (95% FL)	LC <sub>90</sub> (95% FL)
Azadirachtin	315	3.1 $\pm$ 0.5	42	8.8 (6.9–10.2)	12.95 (11.3–14.7)	33.1 (26.2–50.2)
<i>Bacillus thuringiensis</i>	315	3.1 $\pm$ 0.4	53	65.4 (51.8–76.5)	96.76 (83.8–110.1)	251.9 (202.8–358.2)

Lethal concentrations and 95% fiducial limits (FL) were estimated using logistic regression.

**Table 2.** LT<sub>50</sub> values of azadirachtin and *Bt* on third instar larvae of *Helicoverpa armigera*.

Insecticide	Used concentration ( $\mu\text{g a.i./mL}$ )	Slope $\pm$ SE	$\chi^2$	LT <sub>30</sub> (days) (95% FL)	LT <sub>50</sub> (days) (95% FL)	LT <sub>90</sub> (days) (95% FL)
Azadirachtin	25.2	6.85 $\pm$ 0.8	66.2	4.01 (3.6–4.3)	4.8 (4.5–5.1)	7.4 (6.7–8.5)
<i>Bacillus thuringiensis</i>	229.3	5.5 $\pm$ 1.1	25.4	3.17 (2.4–3.7)	3.95 (3.3–4.5)	6.8 (5.7–9.4)

Lethal times and 95% fiducial limits (FL) were estimated using logistic regression.

**Table 3.** Sublethal effects of LC<sub>30</sub> values of azadirachtin (8.8  $\mu\text{g a.i./mL}$ ) and *Bt* (65.4  $\mu\text{g a.i./mL}$ ) on biological parameters of *Helicoverpa armigera*.

Biological parameter	Azadirachtin	<i>Bacillus thuringiensis</i>	Control
Larval weight (mg $\pm$ SE)	98.2 $\pm$ 3.6 c	124.7 $\pm$ 3.2 b	223.9 $\pm$ 9.4 a
Duration of larval stage (days $\pm$ SE)	21.3 $\pm$ 0.3 a	20.7 $\pm$ 0.2 b	16.2 $\pm$ 0.1 c
Pupal weight (mg $\pm$ SE)	205.1 $\pm$ 4.9 b	208.6 $\pm$ 6.1 b	298.3 $\pm$ 6.0 a
Duration of pupal stage (d $\pm$ SE)	13.96 $\pm$ 0.1 a	13.9 $\pm$ 0.1 a	12.3 $\pm$ 0.1 b
Mean eggs per female (Mx) $\pm$ SE	451.2 $\pm$ 19.2 b	519.8 $\pm$ 27.1 b	637.4 $\pm$ 32.4 a
Mean reduction in fecundity rate (%)	29.2	18.4	-
Longevity (days) $\pm$ SE	11.7 $\pm$ 0.6 b	10.1 $\pm$ 0.8 b	14.3 $\pm$ 0.8 a
Mean reduction in longevity rate (%)	18.1	29.4	-

Means within a row followed by different letters are significantly different (Fisher's protected least significant difference;  $P < 0.05$ )

**Table 4.** Percentage mortality  $\pm$  SE of third instar larvae of *Helicoverpa armigera* on the seventh day after treatment with LC<sub>20</sub> of azadirachtin, *Bt*, and a combination of azadirachtin and *Bt*.

Insecticide	Concentration ( $\mu\text{g a.i./mL}$ )	Mortality (%) $\pm$ SE
Azadirachtin	6.99	10 $\pm$ 3.2
<i>Bacillus thuringiensis</i>	51.62	20 $\pm$ 6.3
Azadirachtin + <i>Bacillus thuringiensis</i>	6.99 + 51.62	56.7 $\pm$ 9.5