

## **Life Table and Consumption Capacity of Corn Earworm, *Helicoverpa armigera*, Fed Asparagus, *Asparagus officinalis***

Authors: Jha, Ratna Kumar, Tuan, Shu-Jen, Chi, Hsin, and Tang, Li-Cheng

Source: Journal of Insect Science, 14(34) : 1-17

Published By: Entomological Society of America

URL: <https://doi.org/10.1673/031.014.34>

---

BioOne Complete ([complete.BioOne.org](https://complete.BioOne.org)) is a full-text database of 200 subscribed and open-access titles in the biological, ecological, and environmental sciences published by nonprofit societies, associations, museums, institutions, and presses.

Your use of this PDF, the BioOne Complete website, and all posted and associated content indicates your acceptance of BioOne's Terms of Use, available at [www.bioone.org/terms-of-use](https://www.bioone.org/terms-of-use).

Usage of BioOne Complete content is strictly limited to personal, educational, and non - commercial use. Commercial inquiries or rights and permissions requests should be directed to the individual publisher as copyright holder.

---

BioOne sees sustainable scholarly publishing as an inherently collaborative enterprise connecting authors, nonprofit publishers, academic institutions, research libraries, and research funders in the common goal of maximizing access to critical research.



## Life table and consumption capacity of corn earworm, *Helicoverpa armigera*, fed asparagus, *Asparagus officinalis*

Ratna Kumar Jha<sup>1,2a</sup>, Shu-Jen Tuan<sup>1b</sup>, Hsin Chi<sup>1c</sup>, Li-Cheng Tang<sup>1d\*</sup>

<sup>1</sup>Department of Entomology, National Chung Hsing University, Taichung 402, Taiwan, Republic of China

<sup>2</sup>Plant Protection Directorate, Department of Agriculture, Hariharbhawan, Lalitpur, Nepal

### Abstract

The life table and consumption rate of *Helicoverpa armigera* (Hübner) (Lepidoptera: Noctuidae) reared on asparagus, *Asparagus officinalis* L. (Asparagales: Asparagaceae) were studied under laboratory conditions to assess their interaction. Development, survival, fecundity, and consumption data were analyzed by the age-stage, two-sex life table. This study indicated that asparagus is a natural host of *H. armigera*. However, the poor nutritional content in asparagus foliage and the poor fitness of *H. armigera* that fed on asparagus indicated that asparagus is a suboptimal host in comparison to hybrid sweet corn. The uncertainty associated with life table parameters was estimated by using jackknife and bootstrap techniques, and the results were compared for statistical inference. The intrinsic rate of increase ( $r$ ), finite rate of increase ( $\lambda$ ), net reproductive rate ( $R_0$ ), and mean generation time ( $T$ ) were estimated by the jackknife technique to be 0.0780 day<sup>-1</sup>, 1.0811 day<sup>-1</sup>, 67.4 offspring, and 54.8 days, respectively, while those estimated by the bootstrap technique were 0.0752 day<sup>-1</sup>, 1.0781 day<sup>-1</sup>, 68.0 offspring, and 55.3 days, respectively. The net consumption rate of *H. armigera*, as estimated by the jackknife and bootstrap technique, was 1183.02 and 1132.9 mg per individual, respectively. The frequency distribution of sample means obtained by the jackknife technique failed the normality test, while the bootstrap results fit the normal distribution well. By contrast, the relationship between the mean fecundity and the net reproductive rate, as estimated by the bootstrap technique, was slightly inconsistent with the relationship found by mathematical proof. The application of the jackknife and bootstrap techniques in estimating population parameters requires further examination.

**Keywords:** intrinsic rate of increase, net consumption rate, resampling

**Correspondence:** <sup>a</sup> [jharatna@gmail.com](mailto:jharatna@gmail.com), <sup>b</sup> [sjtuan@dragon.nchu.edu.tw](mailto:sjtuan@dragon.nchu.edu.tw), <sup>c</sup> [hsinchi@dragon.nchu.edu.tw](mailto:hsinchi@dragon.nchu.edu.tw), <sup>d</sup> [lttang@dragon.nchu.edu.tw](mailto:lttang@dragon.nchu.edu.tw),

\*Corresponding author

**Editor:** John Palumbo was editor of this paper.

**Received:** 16 May 2012 **Accepted:** 18 April 2013 **Published:** 1 March 2014

**Copyright:** This is an open access paper. We use the Creative Commons Attribution 3.0 license that permits unrestricted use, provided that the paper is properly attributed.

**ISSN:** 1536-2442 | Vol. 14, Number 34

#### Cite this paper as:

Jha RK, Tuan S-J, Chi H, Tang L-C. 2014. Life table and consumption capacity of corn earworm, *Helicoverpa armigera*, fed asparagus, *Asparagus officinalis*. *Journal of Insect Science* 14:34. Available online: <http://www.insectscience.org/14.34>

## Introduction

*Helicoverpa armigera* (Hübner) (Lepidoptera: Noctuidae) is a widely distributed insect pest of high agricultural importance and is listed as a quarantine pest by the European and Mediterranean Plant Protection Organization (EPPO 2008). *H. armigera* larvae feed on foliage or on the reproductive organs of plants and usually cause substantial economic losses (Reed and Pawar 1982). A wide range of field crops, horticultural crops, and floricultural plants are recorded as host species of *H. armigera* (Zalucki et al. 1986, 1994). *H. armigera* has also been reported in asparagus fields in Taiwan and Australia (COA 1996; Bussell et al. 2002; Fei et al. 2010). No information, however, is currently available on the life table and consumption capacity of *H. armigera* on asparagus.

Asparagus, *Asparagus officinalis* L. (Asparagales: Asparagaceae) is an herbaceous perennial plant with erect stems and branched, feathery foliage consisting of small, green, needle-like structures called cladodes. Cladodes are modified stems in the axils of scale leaves. Asparagus plants have no functional leaves. The tender shoots, commonly known as spears, are eaten as a vegetable. Although it is grown in temperate zones, it has been developed into a surprisingly successful industry in Taiwan, a subtropical and tropical area (Hung 1980). This vegetable is of great importance in diets because of its high nutrient content; it contains valuable salts and vitamins, is high in cellulose, and also has multipurpose therapeutic properties.

Characterization of the growth, stage structure, fecundity, and consumption rate of an insect pest is essential to understand its interactions with host plants and physical environments. Characterization can be facili-

tated by proper analyses of life history data and daily consumption via life-table theory. Life-table theory is used in diverse fields related to population ecology (Wilcox and Murphy 1985; Chi and Getz 1988; Chi 1990; Chi 1994; Sakai et al. 2001; Stark and Banks 2003; Stark et al. 2007). A life table provides the most comprehensive description of a cohort of individuals or of a typical individual from a given population in terms of survival, development, and reproduction (Price 1997; Yu et al. 2005; Yang and Chi 2006). The intrinsic rate of increase is the most useful and appropriate life-table parameter for comparing the fitness of populations across diverse climatic and food-related conditions (Southwood 1966; Smith 1991). Similarly, the net consumption rate represents the consumption or predation capacity of an insect population, including all individuals of both sexes and those that died before reaching the adult stage (Chi and Yang 2003; Farhadi et al. 2011). These indicators are important to comprehend the performance of an herbivore as well as that of its natural enemies in the ecosystem.

In this study, the age- and stage-specific consumption rates were integrated into the age-stage, two-sex life table of *H. armigera* reared on asparagus. Then the demographic characteristics of this population were estimated by using the age-stage, two-sex life table and compared with characteristics of a population reared on hybrid sweet corn. The application of the jackknife and bootstrap techniques in estimating standard errors of population parameters are also discussed. This study demonstrates the advantages of incorporating consumption data into the age-stage, two-sex life table.

## Materials and Methods

### Asparagus

Asparagus foliage was obtained from plants grown at Caotun County in a field without pesticides. During the experimental period (October to December 2010), weeds were removed by hand. A batch of healthy young foliage was brought from the field every two to three days during the experiment. The lateral branches were excised, and the stem portion of the excised branches was dipped into water to protect the foliage from drying. The foliage was provided to *H. armigera* as food.

### *H. armigera*

The founding colony of this pest was collected from fields in Taichung County and maintained in the Microbial Control Laboratory, Department of Entomology, National Chung Hsing University Taichung, Taiwan (R.O.C). The colony was periodically supplemented with larvae collected from the field to reduce inbreeding depression. Before the study began, experimental insects were reared on asparagus for one generation in a growth chamber at  $25 \pm 1^\circ\text{C}$  and  $65 \pm 5\%$  RH, with a photoperiod of 14:10 L:D.

### Life table and consumption rate study

Newly-emerged adults from the laboratory colony were paired and kept in individual oviposition containers (plastic cup 9 cm in diameter and 5.5 cm in height, lined with paper towels). The adults were provided daily with a cotton ball soaked with 30% honey solution. Eggs from 12 females laid on the same day were collected in Petri dishes (9 cm diameter) and kept separately in the growth chamber at  $25 \pm 1^\circ\text{C}$  and  $65 \pm 5\%$  RH, with a photoperiod of 14:10 L:D. The egg hatch rates were observed daily. A total of 110 newly-hatched larvae were individually transferred to

Petri dishes (9 cm diameter) with a fine brush and reared in groups up to the 2<sup>nd</sup> instar. The 3<sup>rd</sup> and older instars were reared individually in similar Petri dishes. Individual larvae were observed daily for molting and survivorship. Weighed fresh asparagus foliage was provided to larvae daily by wrapping the bottom (cut-end) of the stem with moist cotton to protect the foliage from rapid desiccation. The water loss from the asparagus foliage was estimated from the similar foliage (control) kept without larvae in a container similar to those used for rearing. This wrapping was removed before the final weighing, after 24 hr. The amount of asparagus foliage consumed by a larva within 24 hr was corrected for water loss and calculated as follows (Waldbaure 1968):

Amount of foliage consumed =

$$\left(1 - \frac{\alpha}{2}\right)[I - (F + \beta F)]$$

where  $I$  is the initial weight of foliage introduced as food and  $F$  is the weight of uneaten foliage after 24 hr. Thus,

$$\alpha = w/I_c \text{ and } \beta = w/F_c$$

where  $I_c$  is the initial weight of foliage of the control treatment (without insect),  $F_c$  is the final weight of foliage of the control treatment after 24 hr, and  $w$  is amount of water loss;  $w = I_c - F_c$ .

Larvae entering the prepupal stage were provided with decomposed-peat-based compost (blocking compost by Plantaflor Humus Verkaufs GmbH, D 49377, [www.plantaflor.de](http://www.plantaflor.de)) for pupation. Each pupa was sexed, weighed, and then kept individually in plastic cups (9 cm diameter and 5.5 cm height). Newly-emerged adults were paired in oviposition containers lined with paper towels. The adults were transferred to a new container, and eggs

were collected daily. Eggs laid by each female at different ages were kept separately to record the hatch rates. The entire study was carried out under the same conditions as those prior to the experiment in the growth chamber.

### Foliar chemical analyses

Water, nitrogen, and total nonstructural carbohydrates contents were quantified for asparagus foliage. Similar foliage used for feeding insects for the consumption study were cut from nine randomly selected plants, placed separately in paper envelopes, kept inside a plastic bag on ice, and carried immediately to the laboratory. For quantifying water content, some of asparagus foliage from each sample was weighed for the wet weight, oven dried at 60°C for 1 week, and then reweighed to record dry weight. Percent foliar water content was calculated using the wet and dry weight values of these leaves. For quantifying nitrogen and total nonstructural carbohydrate content, the sample foliage kept in paper envelopes was flash-frozen in liquid nitrogen for 30 min, vacuum-dried for 24 hr, ground, and stored at -20°C for chemical analyses. The nitrogen and total nonstructural carbohydrate contents of each foliage sample were measured by following the procedures as used by Yadav et al. (2010).

### Life-table analysis

The raw data from the life table were analyzed based on the theory of the age-stage, two-sex life table (Chi and Liu 1985; Chi 1988). The developmental periods for each development stage of all individuals (including males, females, and those that died before reaching the adult stage), as well as the adult pre-oviposition period, the total pre-oviposition period, and female fecundity, were calculated. The adult pre-oviposition period is calculated based on time after the emergence of an adult

female insect, while the total pre-oviposition period is based on the time since birth and thus represents the “true” figure. The basic life-table parameters, namely the age-stage-specific survival rate ( $s_{xj}$ ) (where  $x$  is the age and  $j$  is the stage), the age-stage-specific fecundity ( $f_{xj}$ ), the age-specific survival rate ( $l_x$ ), and the age-specific fecundity ( $m_x$ ), were calculated from daily records of the survival and fecundity of all individuals in the cohort. The age-stage-specific fecundity ( $f_{xj}$ ) was calculated from the numbers of hatched eggs, as this parameter reflects the true biological characteristics of *H. armigera*. The population parameters ( $r$ , the intrinsic rate of increase;  $\lambda$ , the finite rate of increase,  $\lambda = e^r$ ;  $R_0$ , the net reproductive rate;  $T$ , the mean generation time) were calculated accordingly. In this paper, the intrinsic rate of increase was estimated by the iterative bisection method from the Euler-Lotka formula (equation 1):

$$\sum_{x=0}^{\infty} e^{-r(x+1)} l_x m_x = 1$$

with age indexed from 0 (Goodman 1982). The bisection method can be found in most textbooks of numerical analysis (Burden and Faires 2005). The mean generation time ( $T$ ) is defined as the period that a population needs to increase to  $R_0$ -fold its starting size as the stable age-stage distribution and the stable increase rate (i.e.,  $r$  and  $\lambda$ ) are reached. In other words:

$$e^{rT} = R_0 \text{ or } \lambda^T = R_0.$$

The mean generation time was calculated as:

$$T = \ln R_0 / r.$$

The gross reproductive rate ( $GRR$ ) was calculated as:

$$GRR = \sum m_x$$



Because life-table studies are extremely time-consuming and replication is impractical, the means and standard errors of the life-table parameters were estimated by both the jackknife and bootstrap techniques (Meyer et al. 1986; Sokal and Rohlf 1995) included in TWOSEX-MSChart (Chi 2010), and results were compared. The age-stage life expectancy was calculated by following the procedures described in Chi (1988) and Chi and Su (2006). Because the hatch rate of eggs varied with age, the unhatched eggs were excluded from the parent cohort and the fecundity data. The raw-data analysis and estimation of life-table parameters were performed via a user-friendly computer program, TWOSEX-MSChart (Chi 2010), designed in Visual BASIC (Version 6.0 Service pack 6) for Windows (Microsoft, [www.microsoft.com](http://www.microsoft.com)). The age-stage-specific reproductive value ( $v_{xj}$ ) was also calculated using TWOSEX-MSChart. The Mann-Whitney test (U-test) (Sigmaplot 11.0, Systat Software Inc., [www.systat.com](http://www.systat.com)) was used to determine the difference in development times, fecundities, and population parameters of *H. armigera* reared on asparagus and hybrid sweet corn by reanalyzing the hybrid sweet corn life table raw data used in Jha et al. (2012).

Consumption rate analysis

The daily consumption data for all individuals, including those that died before reaching the adult stage, were used to calculate the age-stage-specific consumption rate ( $c_{xj}$ ). The age-stage-specific consumption rate duly considers the stage differentiation and the variable consumption rate among individuals. The  $c_{xj}$  gives the average amount of asparagus foliage consumed by an individual of *H. armigera* of age  $x$  and stage  $j$ . The age-specific consumption rate ( $k_x$ ), the age-specific net consumption rate ( $q_x$ ), and the net consumption rate ( $C_0$ ) were represented as  $c_{xj}$ . The equation also

**Table 1.** Comparison of basic life history statistics of *Helicoverpa armigera* fed on asparagus and hybrid sweet corn.

Statistics	Stage or Sex	Larval Diet				P
		Asparagus		Hybrid Sweet Corn		
		n	Mean ± S.E.	n	Mean ± S.E.	
Preadult duration (days)	Egg	110	2.73 ± 0.06	98	2.56 ± 0.05	0.073
	1st instar	76	3.12 ± 0.11	95	2.08 ± 0.03	<0.001
	2nd instar	68	3.24 ± 0.15	87	3.77 ± 0.12	0.011
	3rd instar	67	2.72 ± 0.16	85	2.53 ± 0.11	0.132
	4th instar	66	3.7 ± 0.28	78	4.22 ± 0.32	0.246
	5th instar	62	5.63 ± 0.43	70	5.32 ± 0.34	0.943
	6th instar	53	6.4 ± 0.37	14	4.71 ± 0.54	0.011
	7th instar	17	5.24 ± 0.53	-	-	-
	Larva	54	25.33 ± 0.46	63	18.30 ± 0.48	<0.001
	Prepupa	44	3.2 ± 0.16	58	4.66 ± 0.22	<0.001
	Pupa	36	14.19 ± 0.25	46	14.70 ± 0.33	<0.001
	Egg-Pupa	36	45.33 ± 0.54	46	39.24 ± 0.50	<0.001
Pupal weight (g)	Pupa	36	0.191 ± 0.007	46	0.213 ± 0.007	0.034
Adult longevity (days)	Female	18	32.11 ± 2.4	22	24.91 ± 2.33	<0.001
	Male	18	31.5 ± 2.04	24	16.92 ± 2.32	<0.001
APOP (days)	Female	12	10.08 ± 1.25	13	6.69 ± 0.85	<0.001
TPOP (days)	Female	12	53.75 ± 1.29	13	43.38 ± 1.05	<0.001
Oviposition days	Female	12	11 ± 0.49	13	7.46 ± 0.32	0.093
Fecundity (F) (egg/female)	Female	18	411.7 ± 118.8	22	223.1 ± 62.93	0.328

All P-values are calculated from the U-test except the P-values of pupal weight and oviposition days. APOP (adult pre-oviposition period) and TPOP (total pre-oviposition period) were calculated using females that produced fertile eggs.

takes into account the age-stage-specific survival rate ( $s_{xj}$ ). The age-specific consumption rate ( $k_x$ ) is the average amount of asparagus leaf consumed by an individual *H. armigera* of age  $x$  and is calculated as (equation 2):

$$k_x = \frac{\sum_{j=1}^{\beta} s_{xj} c_{xj}}{\sum_{j=1}^{\beta} s_{xj}}$$

where  $\beta$  is the number of life stages. Taking the survival rate into consideration, the age-specific net consumption rate ( $q_x$ ) gives the weighted amount of asparagus leaf consumed by *H. armigera* larvae of age  $x$  and is calculated as (equation 3):

$$q_x = k_x l_x$$

According to Chi and Liu (1985), the age-specific survival rate ( $l_x$ ) is calculated as (equation 4):

$$l_x = \sum_{j=1}^{\beta} s_{xj}$$

The net consumption rate ( $C_0$ ) is defined as the summation of the  $q_x$  over all age groups, giving (equation 5):

$$C_0 = \sum_{x=0}^{\delta} q_x = \sum_{x=0}^{\delta} k_x l_x = \sum_{x=0}^{\delta} \sum_{j=1}^{\beta} s_{xj} c_{xj}$$

where  $\delta$  is the last age of the population. The parameter  $C_0$  is the total amount of asparagus leaf consumed by an average individual during its life span. It is a demographic parameter that represents the consumption capacity of a pest population, including all individuals of both sexes and those that died before the adult stage. The transformation rate from food mass to pest offspring ( $Q_c$ ) is the ratio of the net consumption rate to the net reproductive rate (Chi and Yang 2003) and is calculated as (equation 6):

$$Q_c = \frac{C_0}{R_0}$$

$Q_c$  gives the quantity of food needed for the production of an offspring. Consumption rate data were analyzed using the computer program CONSUME-MSChart, as designed by Chi (2012). The standard errors of the consumption parameters were also calculated using both the jackknife and the bootstrap techniques.

## Results

Out of 110 1<sup>st</sup> instar individuals reared on asparagus foliage, only 54 individuals (49.1%) completed their larval stage and survived to the pupal stage. Among those 54 individuals, 35 (64.8%) completed their larval stage at the 6<sup>th</sup> instar, 17 (31.5%) completed their larval stage at the 7<sup>th</sup> instar, and 2 (3.7%) completed their larval stage at the 5<sup>th</sup> instar (Table 1). The duration of and survival at each stage, as well as adult longevity, pre-oviposition period, oviposition duration, and female fecundity, of *H. armigera* reared on asparagus

and hybrid sweet corn are compared in Table 1. The results showed that larvae of *H. armigera* reared on asparagus in the laboratory were able to complete their development to the adult stage and produce fertile offspring. The stage-specific durations (days) of *H. armigera* larvae that developed to the adult stage from the 6<sup>th</sup> instar and from the 7<sup>th</sup> instar are compared in Table 2. Despite the significant differences in the duration of development of 4<sup>th</sup> instar ( $P = 0.048$ ), 5<sup>th</sup> instar ( $P = 0.004$ ), and 6<sup>th</sup> instar ( $P = 0.019$ ) *H. armigera* when compared with those that developed to the adult stage from the 6<sup>th</sup> and 7<sup>th</sup> instars, there was no significant difference in the total larval period ( $P = 0.934$ ). The probability that a newly-hatched larva would develop to the adult stage from the 6<sup>th</sup> instar (0.1818) was considerably higher than the probability of development from the 7<sup>th</sup> instar (0.1273). The probability of a newly hatched larva surviving to the adult stage was 0.3217, which is considerably less than that reported for larvae fed hybrid sweet corn and artificial diet (Jha et al. 2012).

The mean fecundity of *H. armigera* reared on asparagus was 411.7 fertile eggs. The mean fecundity of *H. armigera* that developed to the adult stage from the 7<sup>th</sup> instar (639.5 eggs) was considerably higher than that of individuals that developed from the 6<sup>th</sup> instar (295.4 eggs) (Table 2). This difference was statistically insignificant; however, a significant difference was observed when only reproductive females were included in the comparison.

The gap between the curves showing the age-specific total eggs laid and the age-specific eggs hatched in Figure 1 represents the difference between the number of eggs laid and the number that actually hatched. The figure also shows the changes in the age-specific hatch rate with age. This variation has been taken

**Table 2.** Stage-specific duration (days) of *Helicoverpa armigera* larval development to the adult stage from 6<sup>th</sup> instar (L6) and 7<sup>th</sup> instar (L7) larvae reared on asparagus.

Stage	Sex	Larval Type						P
		L6			L7			
		n	Mean	S.E.	n	Mean	S.E.	
Egg	All	20	2.85	0.13	14	2.79	0.19	0.735
1st instar	All	20	3.2	0.22	14	3.07	0.25	0.721
2nd instar	All	20	3.15	0.28	14	3.29	0.29	0.731
3rd instar	All	20	2.9	0.4	14	2.36	0.23	0.396
4th instar	All	20	2.75	0.16	14	3.36	0.27	0.048
5th instar <sup>c</sup>	All	20	6.55	0.84	14	3.21	0.35	0.004
6th instar	All	20	6.75	0.71	14	4.86	0.51	0.019
7th instar	All	-	-	-	14	5.07	0.64	-
Total larval stage	All	20	25.3	0.8	14	25.2	0.46	0.934
Pre-pupa	All	20	3.15	0.22	14	2.93	0.29	0.291
Pupa	All	20	14.25	0.4	14	14.21	0.26	0.714
Immature	All	20	45.55	0.89	14	45.14	0.57	0.972
Adult <sup>a</sup>	Male	9	33	2.15	8	31.25	3.74	0.682
Adult <sup>a</sup>	Female	11	34.91	2.46	6	31.33	3.29	0.4
APOP	Female	8	10.88	1.59	4	8.5	2.06	0.397
TPOP	Female	8	54	1.57	4	53.25	2.59	0.799
Oviposition days <sup>a</sup>	Female	8	9.5	0.76	4	14	1.17	0.518
Fecundity <sup>b</sup>	Female	11	295.4	109.8	6	693.5	271	0.127
Fecundity <sup>c</sup>	Female	8	406.1	131.4	4	1040	251	0.032

All P-values calculated from U-test. APOP (adult pre-oviposition period) and TPOP (total pre-oviposition period) were calculated using females that produced fertile eggs.  
<sup>a</sup>P-values of these stages are calculated by the t-test, as the data pass the normality assumption.  
<sup>b</sup>All female adults are included.  
<sup>c</sup>Only reproductive female adults are included.

**Table 3.** Stage-specific consumption (mg) of *Helicoverpa armigera* larvae reared on asparagus.

Stage	Sex	Stage-specific consumption		
		n	Mean	S.E.
1st instar	All	76	13.78	0.5
2nd instar	All	68	21	1.7
3rd instar	All	67	52.98	3.68
4th instar	All	66	140.9	9.69
5th instar	All	62	462.51	56.59
6th instar	All	53	1128.95	81.92
7th instar	All	17	1233.88	148.92
Larvae that developed to the adult stage	Female	18	2185.59	83.29
Larvae that developed to the adult stage	Male	18	2231.89	88.85
Larvae that developed to the adult stage <sup>a</sup>	All	36	2208.74	60.62

<sup>a</sup> This consumption rate includes all larvae that survived to the adult stage.

into consideration in the calculation of population parameters.

The age-stage, two-sex life table revealed the overlap of the age-stage-specific survivorship ( $s_{xj}$ ) curve of the cohort of *H. armigera* reared on asparagus (Figure 2). This curve shows the probability that a fertile egg of *H. armigera* will survive to age  $x$  and stage  $j$ . This  $s_{xj}$  curve can be simplified to the age-specific survival

rate ( $l_x$ ) curve (Figure 3) by ignoring the stage differentiation; the curve can then be calculated using Equation 4, including all individuals in the cohort. The female age-specific fecundity ( $f_{x10}$ ) (the female in the 10<sup>th</sup> life stage), the age-specific fecundity ( $m_x$ ), the age-specific maternity ( $l_x m_x$ ), and the cumulative reproductive rate

$$(R_x = \sum_{y=0}^x l_y m_y)$$

of *H. armigera* are also plotted in Figure 3. The curve of  $f_{x10}$  shows the mean number of fertile eggs produced by a female adult at age  $x$ , while the curve of  $m_x$  includes all individuals of age  $x$ .

The age-stage life expectancy ( $e_{xj}$ ) shows the total time that an individual of age  $x$  and stage  $j$  is expected to live (Figure 4). Life expectancy shows a gradual decrease with aging because the laboratory has none of the adverse conditions observed in the field. The reproductive value ( $v_{xj}$ ) (Figure 5) is defined as the contribution of an individual of age  $x$  and stage  $j$  to the future population (Fisher 1930).

The mean consumption rate of each stage of *H. armigera* reared on asparagus is given in Table 3. The mean consumption of total larval stage of those individuals that successfully developed to the adult stage was 2208.7 mg/individual, which was significantly higher than the mean consumption of the cohort (1183.02 mg/individual) due to the high immature mortality. The mean consumption rate of *H. armigera* larvae developing into males was, however, not significantly different from that of larvae developing into females (Table 3).

The trends in the age-stage-specific consumption rate ( $c_{xj}$ ), i.e., the average amount of asparagus consumed by an individual of age  $x$



**Table 4.** Comparison of population parameters of *Helicoverpa armigera* reared on asparagus and hybrid sweet corn estimated by the jackknife and bootstrap methods.

Population parameter	Original		Variance Estimation Technique ( Mean ± SE)			
			Jackknife		Bootstrap	
	Asparagus	Hybrid Sweet Corn	Asparagus	Hybrid Sweet Corn	Asparagus	Hybrid Sweet Corn*
Intrinsic rate of increase ( <i>r</i> ) (day <sup>-1</sup> )	0.0765	0.0839	0.0780 ± 0.0081	0.0853 ± 0.0078	0.0752 ± 0.0079	0.0839 ± 0.0080
Finite rate ( <i>λ</i> ) (day <sup>-1</sup> )	1.0795	1.0876	1.0811 ± 0.0087	1.0890 ± 0.0085	1.0781 ± 0.0085	1.0876 ± 0.0087
Net reproductive rate ( <i>R</i> <sub>0</sub> ) (offspring)	67.4	50.1	67.4 ± 23.9 <sup>a</sup>	50.1 ± 18.8 <sup>a</sup>	68 ± 23.7	50.1 ± 16.8
Mean generation time ( <i>T</i> ) (day)	55.1	46.6	54.8 ± 1.5	46.6 ± 0.4	55.3 ± 1.4	46.6 ± 0.4
Gross reproductive rate ( <i>GRR</i> ) (offspring)	214.1	125.2	214.1 ± 70.4	125.2 ± 39.3	215 ± 68.8	125.2 ± 38.8
Net consumption rate ( <i>C</i> <sub>0</sub> ) (mg /individual)	1183.02		1183.02 ± 101.4	-	1132.9 ± 102.4	-

\*by reanalyzing the data used in Jha et al. (2012)  
Sample size of asparagus (*n* = 110) and hybrid sweet corn (*n* = 98) for original and jackknife estimation. Bootstrap size for both asparagus and hybrid sweet corn was 10000. The means of population parameters of asparagus and hybrid sweet corn under jackknife or bootstraps were significantly different (*P* < 0.001) using the U-test, except those followed by the same letter.

**Table 5.** Water content, nitrogen, and total nonstructural carbohydrate concentration in asparagus foliage (*n* = 9).

Dry weight %	Mean ± SE
Water Content (%) <sup>a</sup>	80.60 ± 0.87
Nitrogen	2.99 ± 0.14
Soluble carbohydrate	14.07 ± 0.69
Non-soluble carbohydrate	2.01 ± 0.11
Total non-structural carbohydrate <sup>a</sup>	16.71 ± 0.77

<sup>a</sup>Total non-structural carbohydrate = soluble carbohydrate + non-soluble carbohydrate

and stage *j*, are illustrated in Figure 6. Along with the age-specific consumption rate (*k<sub>x</sub>*) and the age-specific net consumption rate (*q<sub>x</sub>*), the cumulative net consumption rate

$$(C_x = \sum_{y=0}^x l_y k_y = \sum_{y=0}^x q_y)$$

of *H. armigera* was plotted in Figure 7. The transformation rate (*Q<sub>c</sub>*), as calculated using Equation 6, was 17.48 mg/offspring, which is the amount of asparagus *H. armigera* must consume to produce one offspring (hatched egg).

The means and standard errors of *r*, *λ*, *R*<sub>0</sub>, *GRR*, and *T* estimated by using the jackknife method and bootstrap method are listed and compared in Table 4. Except *R*<sub>0</sub> in jackknife estimation, all population parameters of *H. armigera* reared on asparagus and reared on hybrid sweet corn were significantly different. In both estimations, the intrinsic rate (*r*) and the finite rate (*λ*) of *H. armigera* reared on asparagus were significantly lower than those

reared on hybrid sweet corn. However, *T* and *GRR* for *H. armigera* reared on asparagus were significantly higher. When only the means and standard errors were concerned, there were only minor differences between the results estimated by these two techniques; however, the frequency distribution of estimated means (pseudo values) by the jackknife technique failed the normality test, while the frequency distribution of sample means of 10,000 bootstraps fitted the normal distribution well (Figure 8). Moreover, the significant difference in *R*<sub>0</sub> of *H. armigera* reared on asparagus and hybrid sweet corn were not detected by using jackknife techniques (Table 2).

Discussion

This study comprehensively presents the life history and demography of *H. armigera* reared on asparagus. Asparagus is recorded as a host of *H. punctigra* in Australia (in Table 1 of Zalucki et al. 1986). The completion of the life cycle on asparagus foliage and the production of fertile offspring by *H. armigera* in the laboratory during this study, as well as the occurrence of this insect in asparagus fields, indicates that asparagus is a natural host for *H. armigera* (de Boer and Hanson 1984; COA 1996; Bussell et al. 2002; Fei et al. 2010). As a polyphagous pest, *H. armigera* may occur simultaneously on several hosts within a re-

gion and persist throughout the host's growing season. Fitt (1989) reported that insects of *Heliothis* spp. can persist at low density in a seemingly unsuitable host or area. Thus, asparagus may play a role in supporting the build-up of large populations of *H. armigera* in diversified crop areas where it is introduced and cultivated in vicinity to more suitable hosts such as sweet corn.

The larval duration (25.33 days) and the total duration of immaturity (45.33 days) of *H. armigera* reared on asparagus observed in this study were longer than those observed in larvae raised on hybrid sweet corn (Jha et al. 2012) and other host plants, such as eggplant, pepper, okra, and tomato (Jallow et al. 2001). Seven larval instars of *H. armigera* were observed during rearing on asparagus, whereas only six larval instars were observed on the artificial diet and hybrid sweet corn (Jha et al. 2012). The duration of the pupal stage (14.19 days) in *H. armigera* reared on asparagus was similar to that reported in pupae raised on hybrid sweet corn and the other host plants mentioned above. This result agrees with the earlier finding that there was no apparent effect of larval food and larval growth rate on duration of the pupal phase of *H. armigera* (Twin 1978); however, the pupa reared on asparagus weighed the least of the reported pupal weights of this insect fed with the host plants mentioned above and significantly lighter than those on hybrid sweet corn. The maximal longevity on asparagus foliage was 95 days, which, to date, is the longest recorded time period needed by *H. armigera* to develop on different host plants under varying conditions. When the larvae were reared on asparagus, the rate of survival to the adult stage was 32.73%, which was considerably less than the rate observed in the cohort reared on hybrid sweet corn (46.94%) and artificial diet (56.60%) (Jha et al. 2012). This differ-

ence is consistent with the finding of Jallow et al. (2001) that the type of food consumed by larvae influenced the survival rate to adult. Development tends to be slower in individuals reared on plant materials than in those fed artificial diets (Zalucki et al. 1986). Moreover, nitrogen and total non-structural carbohydrate content in asparagus foliage is lower (Table 5) than those reported for the leaves of other vegetables, e.g., cabbage (Hsu et al. 2009) and radish (Yadav et al. 2010). This indicates poor nutritional quality of asparagus foliage that may be a cause for the poor performance of *H. armigera* in it.

The variation in survival rate, developmental rate, and fecundity among *H. armigera* individuals can be observed in the overlapping  $s_{xj}$  curves (Figure 2), the  $e_{xj}$  curves (Figure 4), and the  $v_{xj}$  curves (Figure 5). These curves clearly illustrate stage differentiation in an *H. armigera* cohort. Individuals in the cohort completed their larval stage at the 5<sup>th</sup>, 6<sup>th</sup>, and 7<sup>th</sup> instars. Among those individuals that developed to the adult stage from the 6<sup>th</sup> instar, the duration of the 4<sup>th</sup>, 5<sup>th</sup>, and 6<sup>th</sup> instars and the total duration of the larval stage differed significantly from those observed in individuals that developed to the adult stage through the 7<sup>th</sup> instar (Table 2). The duration of the pupal phase in males (15.06 days) was significantly different from the duration in females (13.33 days) ( $P < 0.001$ ). Additionally, variations among individuals influenced the population characteristics of *H. armigera*. The age-stage fecundity of *H. armigera*, calculated by the number of eggs hatched, produces more realistic estimates rather than models based on the total number of eggs laid because the hatch rate varies with the mother's age (Jha et al. 2012). In this study, all of these variations were duly considered.

In comparison to hybrid sweet corn, the lower  $r$  and  $\lambda$ , longer  $T$ , more larval instars, and longer stage-specific preadult duration revealed the poor fitness of *H. armigera* on asparagus. The percentage of oviposition days was 29.96% on hybrid sweet corn and 34.26% on asparagus. This may be a reason for higher  $R_0$  and  $GRR$  of *H. armigera* on asparagus. Liu et al. (2004) used  $R_0$  for evaluating the suitability of host plants. However,  $R_0$  and  $GRR$  only represent the reproductive potential rather than the overall fitness. Thus,  $R_0$  should be used cautiously while evaluating suitability of host plants to an insect. Based on the above discussion, asparagus foliage can be viewed as a less suitable host for *H. armigera* in comparison to hybrid sweet corn. This may be due to nutritional inferiority of vegetative tissues and poor palatability of asparagus foliage. Additional studies are needed for a comprehensive comparison.

The results of this study fully illustrate the concept of the age-stage, two-sex life table and elucidate stage differentiation during the growth and development of *H. armigera*. The inevitable problems in the traditional female age-specific life table (Lewis 1942; Leslie 1945; Birch 1948; Caswell 1989; Carey 1993) and the problems of calculating  $l_x$  and  $m_x$  based on adult age were discussed in detail in Chi (1988), Yu et al. (2005), Chi and Su (2006), Kavousi et al. (2009), and Huang and Chi (2012a) with mathematical proofs. The results of this study are consistent with the relationship between  $R_0$  and  $GRR$  (Yu et al. 2005) as well as the relationship between the  $F$  and  $R_0$  (Chi 1988; Chi and Su 2006). In this study, the age-stage consumption rate was integrated into the age-stage, two-sex life table. This integration enabled us to simultaneously study the population-level consumption and the life table from the same cohort of *H. armigera* and facilitated the estimation of the net

consumption rate and intrinsic rate of increase. The intrinsic rate of increase is considered the most appropriate measure of fitness (Smith 1991). Similarly, the net consumption rate represents the consumption capacity of a pest population, including all individuals of both sexes and those that died before reaching the adult stage (Chi and Yang 2003; Yu et al. 2005; Chi and Su 2006; Farhadi et al. 2011).

Consumption is the primary component of the nutritional ecology of insects (Scriber and Slansky 1981; Greenberg et al. 2001), is a key variable in establishing a link between pest injury and crop loss, and is thus of great importance in modeling the economic injury level and the economic threshold for integrated pest management (Pedigo et al. 1986; Lee et al. 2011). The consumption rate of *H. armigera* was determined to assess its performance on different host plants or diets (Singh 1999; Ahmad 2002; Hamed and Nadeem 2008; Lin et al. 2008; Bhonwong et al. 2009; Gopala et al. 2010; Naseri et al. 2011) and to compare the population fitness of this species across varying climatic conditions (Wu et al. 2006; Yin et al. 2009, 2010); however, the published information on consumption patterns in *H. armigera* includes only stage-specific consumption information. Because the consumption rate of *H. armigera* varies with age and stage, consumption rates based on stage-specific consumption are insufficient for developing a pest-management program based on life-table data. Nibouch et al. (2007) used the cumulative consumption by all larval stages to model damage caused by *H. armigera*. Larval consumption calculated by summing the stage-specific consumption of each instar and ignoring the stage-specific mortality (Table 1 of Nibouch et al. 2007) will yield an overestimate at the population level. The net consumption rate estimated, in contrast, is a

more precise value that is suitable for use in modeling because it considers age-stage survival in calculating consumption.

In this paper, the jackknife and bootstrap resampling methods were compared. The bootstrap method generated a normal distribution of estimated means, which facilitates further robust statistical examination. Chi (1988), Yu et al. (2005), and Chi and Su (2006) provided mathematical proofs of the relationships among mean fecundity ( $F$ ), net reproductive rate ( $R_0$ ), and gross reproductive rate ( $GRR$ ). The estimated values from both the jackknife and bootstrap methods, however, showed slight inconsistencies in these relationships. Moreover, application of jackknife technique to  $R_0$  was mathematically invalidated by Huang and Chi (2012b), who suggested not to use it for the estimation of variability of  $R_0$ . Therefore, mathematical validation for the choice of resampling techniques for other parameters needs to be studied.

Age-stage, two-sex life table theory helps construct a comprehensive life table describing the demographic characteristics of insect and mite populations (Chi and Su 2006). This tool allows the description of the stage differentiation of *H. armigera* and the incorporation of this parameter into precise estimations of derived population parameters (Chi and Liu 1985).

A correct understanding of a pest's life table is essential for implementing an ecology-oriented management program (Zalucki et al. 1986). By integrating studies on consumption rate into life-table studies and by considering variations due to age, stage, and sex, the species' growth, stage differentiation, reproduction, and consumption rate can be effectively characterized (Chi and Yang 2003). Thus, we recommend that the age-

stage, two-sex life table be used in insect demographic studies to obtain accurate basic and derived population parameters for population growth projections, for designing mass rearing programs, for pest management, and for studies of insect ecology.

## Acknowledgements

We are thankful to Dr. C. F. Lai for his support in carrying out this study. We are also thankful to Dr. S. Y Hwang for allowing us to use the facilities of his laboratory to carry out chemical analysis. This research was partially supported by grants to Hsin Chi from the National Science Council (NSC 98-2313-B-005-020-MY3) and 99AS-5.3.1-ST-aG.

## References

- 
- Ahmad KJ. 2002. *Factors affecting pest host interaction in IPM of Helicoverpa armigera (Hübner) in Pakistan*. PhD Dissertation. University of Agriculture, Faisalabad, Pakistan.
- Bhonwong A, Stout MJ, Attajarsuit J, Tantasawat P. 2009. Defensive role of Tomato Polyphenol Oxidase against Cotton Bollworm (*Helicoverpa armigera*) and Beet Armyworm (*Spodoptera exigua*). *Journal of Chemical Ecology* 35: 28-38.
- Birch LC. 1948. The intrinsic rate of natural increase in an insect population. *Journal of Animal Ecology* 17: 15-26.
- de Boer G, Hanson FE. 1984. Food plant selection and induction of feeding preference among host and non-host plants in larvae of tobacco hornworm *Manduca sexta*. *Entomologia Experimentalis et applicata* 35: 177-193.

- Burden RL, Faires JD. 2005. *Numerical analysis*. 8th edition. Thomson–Brooks/Cole.
- Bussell WT, Robinson C, Bright JD, Olsen JK. 2002. *Asparagus in tropical Australia: the commercial and research experience*. DPI and F Note File No: RIB0096. Department of Primary Industries and Fisheries, Queensland, Australia.
- Carey JR. 1993. *Applied demography for biologists*. Oxford University Press.
- Caswell H. 1989. *Matrix population models; construction, analysis, and interpretation*. Sinauer.
- Chi H. 1988. Life-table analysis incorporating both sexes and variable development rate among individuals. *Environmental Entomology* 17(1): 26-34.
- Chi H. 1990. Timing of control based on the stage structure of pest populations: a simulation approach. *Journal of Economic Entomology* 83(4): 1143-1150.
- Chi H. 1994. Periodic mass rearing and harvesting based on the theories of both the age-specific life table and the age-stage, two-sex life table. *Environmental Entomology* 23(3): 535-542.
- Chi H. 2010. TWSEX-MSChart: a computer program for the age-stage, two-sex life table analysis. Available online: <http://nhsbig.inhs.uiuc.edu/wes/chi.html>
- Chi H. 2012. CONSUME-MSChart: a computer program for the age-stage, two-sex consumption rate analysis. Available online: <http://nhsbig.inhs.uiuc.edu/wes/chi.html>
- Chi H, Getz WM. 1988. Mass rearing and harvesting based on an age-stage, two-sex life table: a potato tuber worm (Lepidoptera: Gelechiidae) case study. *Environmental Entomology* 17(1): 18-25.
- Chi H, Liu H. 1985. Two new methods for the study of insect population ecology. *Bulletine of the Institute of Zoology, Academia Sinica* 24(2): 225-240.
- Chi H, Su HY. 2006. Age-stage, two-sex life tables of *Aphidius gifuensis* (Ashmead) (Hymenoptera: Braconidae) and its host *Myzus persicae* (Sulzer) (Homoptera: Aphididae) with mathematical proof of the relationship between female fecundity and the net reproductive rate. *Environmental Entomology* 35(1): 10-21.
- Chi H, Yang TC. 2003. Two-sex life table and predation rate of *Propylaea japonica* Thunberg (Coleoptera: Coccinellidae) fed on *Myzus persicae* (Sulzer) (Homoptera: Aphididae). *Environmental Entomology* 32(2): 327-333.
- COA. 1996. *Research bulletin no. 135*. pp. 15–16. Tainan district agricultural research and extension station, Council of Agriculture, Taiwan.
- EPPO. 2008. *EPPO standards: EPPO A1 and A2 lists of pests recommended for regulation as quarantine pests (PM 1/2(17))*. European and Mediterranean Plant Protection Organisation.
- Farhadi R, Allahyari H, Chi H. 2011. Life table and predation capacity of *Hippodamia variegata* (Coleoptera: Coccinellidae) feeding on *Aphis faba* (Homoptera: Aphididae). *Biological Control* 59: 83-89.



- Fei G, Wang YC, Chen FH, Lin HM, Li YH. 2010. *Plant protection manual*. Taiwan Agrochemicals and Toxic Substance Research Institute (TACTRI), Council of Agriculture, Taiwan.
- Fisher RA. 1930. *The genetical theory of natural selection*. Clarendon Press.
- Fitt GP. 1989. The ecology of *Heliothis* in relation to agroecosystems. *Annual Review of Entomology* 34: 17-52.
- Goodman D. 1982. Optimal life histories, optimal notation, and the value of reproductive value. *American Naturalist* 119(6): 803-823.
- Gopala SSVS, Sharma HC, Kumar CS, Sharma KK, Subbaratnam GV. 2010. Use of indices based on consumption and utilization of food as a criterion to evaluate putative transgenic pigeonpea plants for resistance to pod borer *Helicoverpa armigera*. *Journal of SAT Agricultural Research* 8: 1-7.
- Greenberg SM, Sappington TW, Legspi BC, Liu TX, Setamou M. 2001. Feeding and life history of *Spodoptera exigua* (Lepidoptera: Noctuidae) on different host plants. *Annals of the Entomological Society of America* 94(4): 566-575.
- Hamed M, Nadeem S. 2008. Rearing of *Helicoverpa armigera* (Hübner) on artificial diets in laboratory. *Pakistan Journal of Zoology* 40(6): 447-450.
- Hsu YT, Shen TC, Hwang SY. 2009. Soil fertility management and pest response: a comparison of organic and synthetic fertilization. *Journal of Economic Entomology* 102(1): 160-169.
- Huang YB, Chi H. 2012a. Age-stage, two-sex life tables of *Bactrocera cucurbitae* (Coquillett) (Diptera: Tephritidae) with a discussion on the problem of applying female age-specific life tables to insect populations. *Insect Science* 19: 263-273.
- Huang YB, Chi H. 2012b. Life Tables of *Bactrocera cucurbitae* (Coquillett) (Diptera: Tephritidae): with an invalidation of the jackknife technique. *Journal of Applied Entomology* 137(5): 327-339.
- Hung L. 1980. Special aspect of asparagus growing in Taiwan. *The Chinese Society for Horticultural Science, Taiwan* 26: 1-10.
- Jallow MFA, Matsumura M, Suzuki Y. 2001. Oviposition preference and reproductive performance of Japanese *Helicoverpa armigera* (Hübner) (Lepidoptera: Noctuidae). *Applied Entomology and Zoology* 36(4): 419-426.
- Jha RK, Chi H, Tang LC. 2012. A comparison of artificial diet and hybrid sweet corn for the rearing of *Helicoverpa armigera* (Hübner) (Lepidoptera: Noctuidae) based on life table characteristics. *Environmental Entomology* 41(1): 30-39.
- Kavousi A, Chi H, Talebi K, Bandani A, Ashouri A, Naveh VH. 2009. Demographic traits of *Tetranychus urticae* (Acari: Tetranychidae) on leaf discs and whole leaves. *Journal of Economic Entomology* 102(2): 595-601.
- Lee CC, Tuan SJ, Chi H. 2011. *Setting the economic injury level and economic threshold of Spodoptera litura* (F.) (Lepidoptera: Noctuidae) on peanut (*Arachis hypogaea*) based on life table and consumption rate.

- MSc Thesis. National Chung Hsing University, Taichung Taiwan.
- Leslie PH. 1945. On the use of matrices in certain population mathematics. *Biometrika* 33(3): 183-212.
- Lewis EG. 1942. On the generation and growth of a population. *Sankhya* 6(1): 93-96.
- Lin L, Shen TC, Chen YH, Hwang SY. 2008. Responses of *Helicoverpa armigera* to tomato plants previously infected by ToMV or damaged by *H. armigera*. *Journal of Chemical Ecology* 34: 353-361.
- Liu Z, Li D, Gong P, Wu K. 2004. Life table studies of the cotton bollworm, *Helicoverpa armigera* (Hübner) (Lepidoptera: Noctuidae), on different host plants. *Environmental Entomology* 33(6): 1570-1576.
- Meyer JS, Ingersoll CG, McDonald LL, Boyce MS. 1986. Estimating uncertainty in population growth rates: jackknife vs. bootstrap techniques. *Ecology* 67(5): 1156-1166.
- Naseri B, Fathipour Y, Moharramipour S, Hosseininaveh V. 2011. Comparative reproductive performance of *Helicoverpa armigera* (Hübner) (Lepidoptera: Noctuidae) reared on thirteen soybean varieties. *Journal of Agriculture Science and Technology* 13: 17-26.
- Nibouche S, Gozé E, Babin R, Beyo J, Brévault T. 2007. Modeling *Helicoverpa armigera* (Hübner) (Lepidoptera: Noctuidae) damages on cotton. *Environmental Entomology* 36(1): 151-156.
- Pedigo LP, Hutchins SH, Higley LG. 1986. Economic injury levels in theory and practice. *Annual Review of Entomology* 31: 341-368.
- Price PW. 1997. *Insect Ecology*, 3<sup>rd</sup> edition. Wiley.
- Reed W, Pawar CS. 1982. *Heliothis*: a global problem. In: Reed W, Kumble V, Editors. *Proceedings of International Workshop: Heliothis management, 1981*. pp. 9-14. International Crop Research Institute for the Semi-Arid Tropics (ICRISAT), Patancheru, India.
- Sakai AK, Allendorf FW, Holt JS, Lodge DM, Molofsky J, With KA, Baughman S, Cabin RJ, Cohen JE, Ellstrand NC, McCauley DE, O'Neil P, Parker IM, Thompson JN, Weller SG. 2001. The population biology of invasive species. *Annual Review of Ecology and Systematics* 32: 305-332.
- Scriber JM, Slansky F Jr. 1981. The nutritional ecology of insects. *Annual Review of Entomology* 26: 183-211.
- Singh AK. 1999. Growth and induction in food consumption of *Helicoverpa armigera* (Hübner) (Lepidoptera: Noctuidae) larvae on chickpea, soybean, and maize diets. *Journal of Applied Entomology* 123(6): 335-339.
- Smith RH. 1991. Genetic and phenotypic aspects of life-history evolution in animals. In: Begon M, Fitter AH, Macfadyen A, Editors. *Advances in Ecological Methods*. pp. 63-113. Academic Press Ltd.
- Sokal RR, Rohlf FJ. 1995. *Biometry*, 3<sup>rd</sup> edition. W. H. Freeman and Company.

Southwood TRE. 1966. *Ecological methods with particular reference to the study of insect populations*. Methuen.

Stark JD, Banks JE. 2003. Population-level effects of pesticides and other toxicants on arthropods. *Annual Review of Entomology* 48: 505-519.

Stark JD, Sugayama RL, Kovaleski A. 2007. Why demographic and modeling approaches should be adopted for estimating the effects of pesticides on biocontrol agents. *Biocontrol* 52: 365-374.

Twin PH. 1978. Effect of temperature on the development of larvae and pupae of the corn earworm, *Heliothis armigera* (Hübner) in sorghum for southeast Queensland. *Queensland Journal of Agriculture and Animal Science* 35: 23-38.

Waldbauer GP. 1968. The consumption and utilization of food by insect. *Advances in Insect Physiology* 5: 229-288.

Wilcox BA, Murphy DD. 1985. Conservation strategy: the effects of fragmentation on extinction. *American Naturalist* 125(6): 879-887.

Wu G, Chen FJ, Ge F. 2006. Response of multiple generations of cotton bollworm *Helicoverpa armigera* (Hübner), feeding on spring wheat, to elevated CO<sub>2</sub>. *Journal of Applied Entomology* 130(1): 2-9.

Yadav J, Tan CW, Hwang SY. 2010. Spatial variation in foliar chemicals within Radish (*Raphanus sativus*) plants and their effects on performance of *Spodoptera litura*. *Environmental Entomology* 39(6): 1990-1996.

Yang T, Chi H. 2006. Life table and development of *Bemisia argentifolii* (Homoptera: Aleyrodidae) at different temperatures. *Journal of Economic Entomology* 99(3): 691-698.

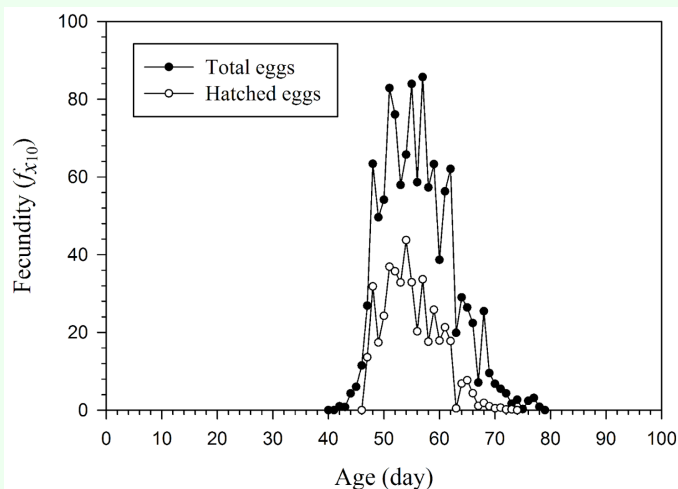
Yin J, Sun Y, Wu G, Ge F. 2010. Effects of elevated CO<sub>2</sub> associated with maize on multiple generations of the cotton bollworm, *Helicoverpa armigera*. *Entomologia Experimentalis et Applicata* 136(1): 12-20.

Yin J, Sun Y, Wu G, Parajulee MN, Ge F. 2009. No effects of elevated CO<sub>2</sub> on the population relationship between cotton bollworm, *Helicoverpa armigera* Hübner (Lepidoptera: Noctuidae), and its parasitoid, *Microplitis mediator* Haliday (Hymenoptera: Braconidae). *Agriculture, Ecosystem and Environment* 132: 267-275.

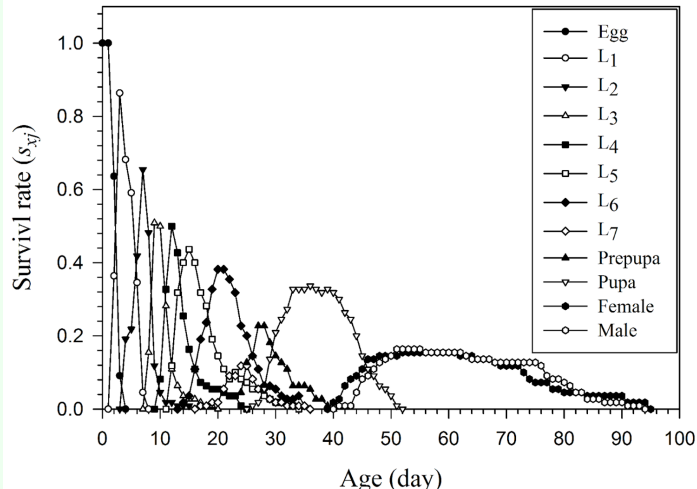
Yu JZ, Chi H, Chen BH. 2005. Life table and predation of *Lemnia biplagiata* (Coleoptera: Coccinellidae) fed on *Aphis gossypii* (Homoptera: Aphididae) with a proof on relationship among gross reproduction rate, net reproduction rate, and immature survivorship. *Annals of the Entomological Society of America* 98(4): 475-482.

Zalucki MP, Daglish G, Firempong S, Twine PH. 1986. The biology and ecology of *Heliothis armigera* (Hubner) and *H. punctigera* Wallengren (Lepidoptera: Noctuidae) in Australia: what do we know? *Australian Journal of Zoology* 34: 779-814.

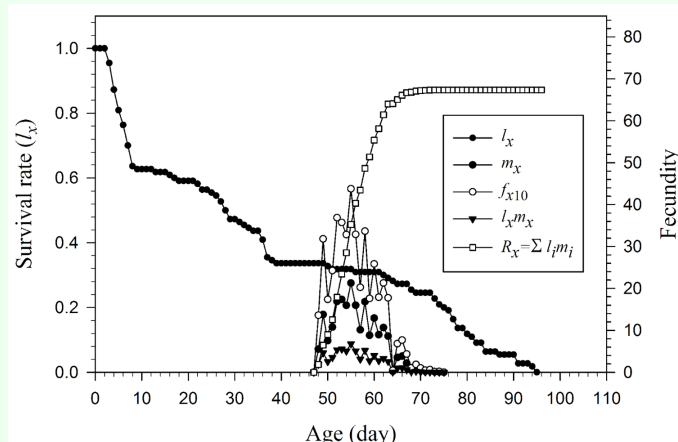
Zalucki MP, Murray DAH, Gregg PC, Fitt GP, Twine PH, Jones C. 1994. Ecology of *Helicoverpa armigera* (Hübner) and *H. punctigera* (Wallengren) in the inland of Australia: larval sampling and host plant relationships during winter and spring. *Australian Journal of Zoology* 42: 329-346.



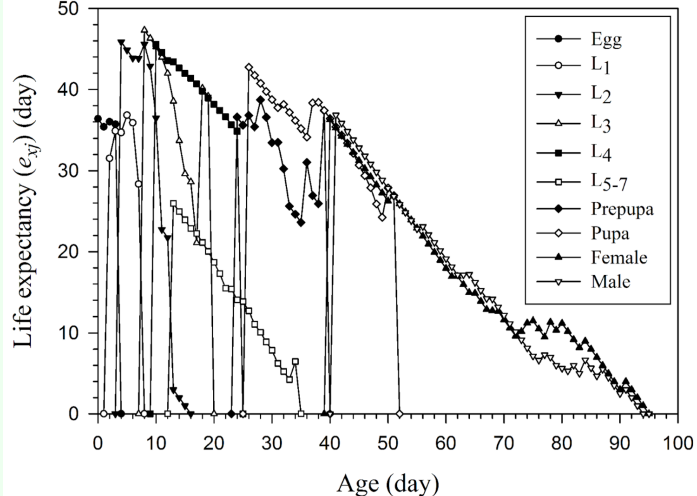
**Figure 1.** Total number of eggs and hatched eggs laid by female *Helicoverpa armigera* at different ages. High quality figures are available online.



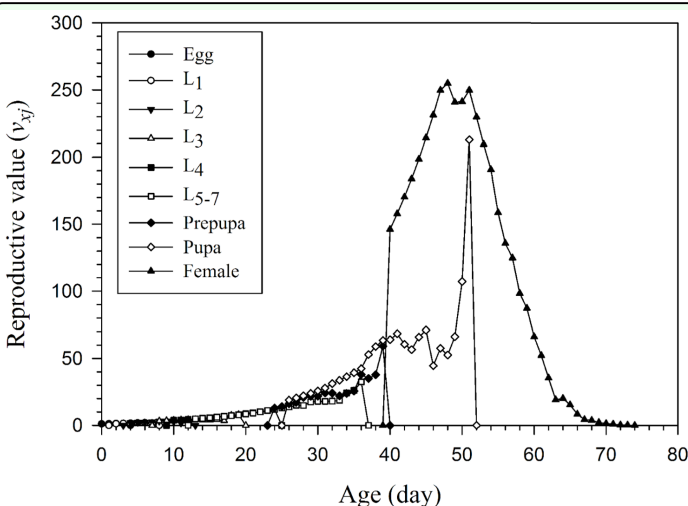
**Figure 2.** Age-stage-specific survival rate ( $s_{xj}$ ) of *Helicoverpa armigera* reared on asparagus. High quality figures are available online.



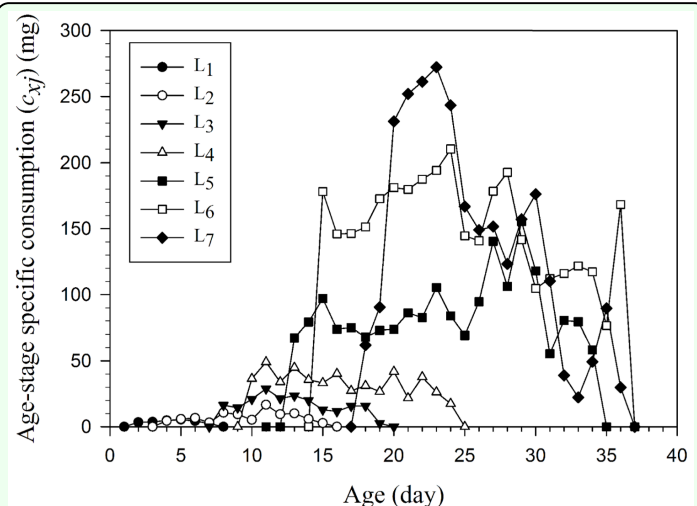
**Figure 3.** Age-specific survival rate ( $l_x$ ), female age-specific fecundity ( $f_{x10}$ ), age-specific fecundity of the total population ( $m_x$ ), age-specific maternity ( $l_x m_x$ ), and cumulative reproductive rate ( $R_x = \sum l_i m_i$ ) of *Helicoverpa armigera* reared on asparagus. High quality figures are available online.



**Figure 4.** Age-stage-specific life expectancy ( $e_{xj}$ ) of *Helicoverpa armigera* reared on asparagus. High quality figures are available online.



**Figure 5.** Age-stage-specific reproductive values ( $v_{xj}$ ) of *Helicoverpa armigera* reared on asparagus. High quality figures are available online.



**Figure 6.** Age-stage-specific consumption rate ( $c_{xj}$ ) of *Helicoverpa armigera* reared on asparagus. High quality figures are available online.

