



Herbicide diagnostics reveal multiple patterns of synthetic auxin resistance in kochia (*Bassia scoparia*)

Authors: Geddes, Charles M., Owen, Mallory L., Ostendorf, Teandra E., Leeson, Julia Y., Sharpe, Shaun M., et al.

Source: Weed Technology, 36(1) : 28-37

Published By: Weed Science Society of America

URL: <https://doi.org/10.1017/wet.2021.69>

BioOne Complete (complete.BioOne.org) is a full-text database of 200 subscribed and open-access titles in the biological, ecological, and environmental sciences published by nonprofit societies, associations, museums, institutions, and presses.

Your use of this PDF, the BioOne Complete website, and all posted and associated content indicates your acceptance of BioOne's Terms of Use, available at www.bioone.org/terms-of-use.

Usage of BioOne Complete content is strictly limited to personal, educational, and non - commercial use. Commercial inquiries or rights and permissions requests should be directed to the individual publisher as copyright holder.

BioOne sees sustainable scholarly publishing as an inherently collaborative enterprise connecting authors, nonprofit publishers, academic institutions, research libraries, and research funders in the common goal of maximizing access to critical research.

Research Article

Cite this article: Geddes CM, Owen ML, Ostendorf TE, Leeson JY, Sharpe SM, Shirriff SW, Beckie HJ (2022) Herbicide diagnostics reveal multiple patterns of synthetic auxin resistance in kochia (*Bassia scoparia*). *Weed Technol.* **36**: 28–37. doi: [10.1017/wet.2021.69](https://doi.org/10.1017/wet.2021.69)

Received: 5 June 2021

Revised: 9 August 2021

Accepted: 12 August 2021

First published online: 19 August 2021

Associate Editor:

R. Joseph Wuerffel, Syngenta

Keywords:

Cross-resistance; dose-response; herbicide resistance; *Kochia scoparia*; surveillance

Nomenclature:

Dicamba; fluroxypyr; glyphosate; kochia, *Bassia scoparia* (L.) A.J. Scott


Author for correspondence:

Charles M. Geddes, Research Scientist, Agriculture and Agri-Food Canada, Lethbridge Research and Development Centre, 5403 1st Avenue South, Lethbridge, AB, T1J 4B1 Canada. Email: Charles.Geddes@canada.ca

© Her Majesty the Queen in Right of Canada as Represented by the Minister of Agriculture and Agri-Food, 2021. Published by Cambridge University Press on behalf of the Weed Science Society of America. This is an Open Access article, distributed under the terms of the Creative Commons Attribution-NonCommercial-NoDerivatives licence (<http://creativecommons.org/licenses/by-nc-nd/4.0/>), which permits non-commercial re-use, distribution, and reproduction in any medium, provided the original work is unaltered and is properly cited. The written permission of Cambridge University Press must be obtained for commercial re-use or in order to create a derivative work.



Herbicide diagnostics reveal multiple patterns of synthetic auxin resistance in kochia (*Bassia scoparia*)

Charles M. Geddes¹ , Mallory L. Owen², Teandra E. Ostendorf², Julia Y. Leeson³, Shaun M. Sharpe⁴, Scott W. Shirriff⁵ and Hugh J. Beckie⁴

¹Research Scientist, Agriculture and Agri-Food Canada, Lethbridge Research and Development Centre, Lethbridge, AB, Canada; ²Research Assistant, Agriculture and Agri-Food Canada, Lethbridge Research and Development Centre, Lethbridge, AB, Canada; ³Biologist, Agriculture and Agri-Food Canada, Saskatoon Research and Development Centre, Saskatoon, SK, Canada; ⁴Research Scientist, Agriculture and Agri-Food Canada, Saskatoon Research and Development Centre, Saskatoon, SK, Canada and ⁵Research Assistant, Agriculture and Agri-Food Canada, Saskatoon Research and Development Centre, Saskatoon, SK, Canada; current: Australian Herbicide Resistance Initiative, School of Agriculture and Environment, The University of Western Australia, Perth, WA, Australia

Abstract

Herbicide-resistant (HR) kochia is a growing problem in the Great Plains region of Canada and the United States. Resistance to up to four herbicide sites of action, including photosystem II inhibitors, acetolactate synthase inhibitors, synthetic auxins, and the 5-enolpyruvylshikimate-3-phosphate synthase inhibitor glyphosate have been reported in many areas of this region. Despite being present in the United States since 1993/1994, auxinic-HR kochia is a recent and growing phenomenon in Canada. This study was designed to characterize 1) the level of resistance and 2) patterns of cross-resistance to dicamba and fluroxypyr in 12 putative auxinic-HR kochia populations from western Canada. The incidence of dicamba-resistant individuals ranged among populations from 0% to 85%, while fluroxypyr-resistant individuals ranged from 0% to 45%. In whole-plant dose-response bioassays, the populations exhibited up to 6.5-fold resistance to dicamba and up to 51.5-fold resistance to fluroxypyr based on visible injury 28 d after application. Based on plant survival estimates, the populations exhibited up to 3.7-fold resistance to dicamba and up to 72.5-fold resistance to fluroxypyr. Multiple patterns of synthetic auxin resistance were observed, in which one population from Cypress County, Alberta, was resistant to dicamba but not fluroxypyr, whereas another from Rocky View County, Alberta, was resistant to fluroxypyr but not dicamba based on single-dose population screening and dose-response bioassays. These results suggest that multiple mechanisms may confer resistance to dicamba and/or fluroxypyr in Canadian kochia populations. Further research is warranted to determine these mechanisms. Farmers are urged to adopt proactive nonchemical weed management practices in an effort to preserve efficacy of the remaining herbicide options available for control of HR kochia.

Introduction

Kochia is a summer-annual C_4 tumbleweed capable of causing large yield losses in wheat (*Triticum aestivum* L.), oat (*Avena sativa* L.), sugar beet (*Beta vulgaris* L.), sunflower (*Helianthus annuus* L.), soybean [*Glycine max* (L.) Merr], and other economically important crops in the Great Plains of North America (Friesen et al. 2009; Yadav et al. 2020). This invasive weed is native to Eurasia, but was introduced to the Americas as an ornamental garden forb in the mid to late 1800s, and later considered as a forage crop that grows well in drought or saline conditions (Friesen et al. 2009; Nair et al. 2021). In a 2017 survey of 1,232 annual-cropped fields in Alberta, Canada, kochia was the most abundant weed species following postemergence herbicide application in the southern Mixed Grassland ecoregion, and the fifth most abundant species in the Moist Mixed Grassland ecoregion (Leeson et al. 2019). Among annual crops, it was most abundant in lentil (*Lens culinaris* Medik.), followed by durum (*Triticum durum* Desf.), spring wheat, and field pea (*Pisum sativum* L.). Similarly, among annual crops in a 2014/2015 survey in Saskatchewan, kochia was most abundant in fields of durum, followed by lentil, field pea, and mustard [including *Brassica juncea* (L.) Czern. and *Sinapis alba* L.; Leeson 2016]. Kochia also infests pastures, rangelands, and ruderal areas like roadside ditches, oil well sites, and railway rights-of-way (Friesen et al. 2009).

Kochia has become one of the worst agricultural weed problems in the Great Plains of Canada and the United States due to several unique biological characteristics that aid its ability to invade both marginal and fertile lands, and enable its rapid evolution of resistance to recurrent selection pressures such as herbicides (Friesen et al. 2009; Kumar et al. 2019b). Kochia seed has low innate dormancy, resulting in short (1 to 2 yr) seed longevity in the soil seedbank and

rapid population turnover (Beckie et al. 2018; Dille et al. 2017; Schwinghamer and Van Acker 2008). It is often the first weed to emerge in the spring after only 50 to 168 growing degree days (GDD, $T_{\text{base}} 0\text{ C}$), but it also exhibits prolonged emergence periodicity and can emerge following postemergence herbicide application (Dille et al. 2017; Schwinghamer and Van Acker 2008). In Canada, kochia plants emerging prior to the fourth week of August (2,140 GDD) can produce viable seed before the end of the growing season (Geddes and Davis 2021). The plants are heat, drought, and saline tolerant (Friesen et al. 2009). Protogynous flowering aids in cross-pollination resulting in the transfer of herbicide resistance traits, and populations maintain high genetic diversity within and among fields (Beckie et al. 2016; Martin et al. 2020). In the fall, the stem abscises resulting in a tumbleweed that can disperse seeds among multiple fields within a single year. Kochia can produce up to 100,000 seeds plant⁻¹ resulting in large seedbank inputs (Beckie et al. 2016; Friesen et al. 2009; Kumar et al. 2019b).

Kochia populations are known to exhibit resistance to up to four herbicide sites of action (Varanasi et al. 2015). Kochia with resistance to atrazine [a photosystem II inhibitor; Weed Science Society of America (WSSA) Group 5] was first reported in Kansas in 1976, and has since been found in at least 11 U.S. states (Friesen et al. 2009). Acetolactate synthase (ALS) inhibitor (WSSA Group 2)-resistant kochia was first discovered in Kansas in 1987 (Kumar et al. 2019b), and after less than two decades it was found in 18 U.S. states and 3 Canadian provinces (Heap 2021). Synthetic auxin (WSSA Group 4) herbicide-resistant (HR) kochia was discovered first in Montana in 1993/1994 (Cranston et al. 2001), and is now present in 6 U.S. states and 3 Canadian provinces (Beckie et al. 2019; Geddes et al. 2021; Heap 2021; Kumar et al. 2019b). Glyphosate (WSSA Group 9)-resistant (GR) kochia was initially reported in Kansas in 2007, and later in Canada in 2011 (Beckie et al. 2013; Heap 2021; Kumar et al. 2019b). Seven years after the initial report of GR kochia, it was found in 10 U.S. states and 3 Canadian provinces. The most recent survey of kochia in Alberta, performed in 2017, showed that all 305 kochia populations were ALS inhibitor-resistant, 50% were GR, and 18% were dicamba (WSSA Group 4)-resistant (Beckie et al. 2019). About 10% of these populations were triple-HR to thifensulfuron/tribenuron (WSSA Group 2), glyphosate, and dicamba (Beckie et al. 2019); whereas a kochia population with four-way resistance to atrazine, chlorsulfuron (WSSA Group 2), glyphosate, and dicamba was reported in Kansas in 2013 (Heap 2021; Varanasi et al. 2015).

Synthetic auxin-HR kochia was discovered only recently in Canada where it was reported in a wheat field in Saskatchewan in 2015, and subsequently in multiple fields and ruderal areas in Alberta in 2017 (Beckie et al. 2019). While the initial auxinic-HR kochia population from Saskatchewan exhibited resistance to dicamba and fluroxypyr (WSSA Group 4; Heap 2021), the Alberta populations were tested with dicamba only. Preliminary screening of a 2018 grower-submitted kochia sample from a wheat field in Rocky View County, Alberta, showed high-level resistance to fluroxypyr but not dicamba (CM Geddes, unpublished data). Because auxinic-HR kochia is a recent phenomenon in Canada, there is a need to further characterize these populations to fully understand the scope of the problem.

This study was designed to characterize 1) the level of resistance and 2) patterns of cross-resistance to dicamba and fluroxypyr in kochia populations collected during a 2017 survey carried out in Alberta (Beckie et al. 2019) and a grower-submitted sample from 2018. These populations were compared with the initial Canadian

auxinic-HR kochia population reported from Saskatchewan in 2015, and four susceptible controls.

Materials and Methods

Kochia Populations

Single-dose screening experiments and dose-response experiments were used to characterize resistance to dicamba and fluroxypyr in 12 putative auxinic-HR kochia populations collected from western Canada. The majority of kochia populations tested were collected during a 2017 postharvest survey of HR kochia in Alberta (Beckie et al. 2019). Of the 305 populations sampled during this survey, single-dose screening identified 11 kochia populations that contained >20% dicamba-resistant individuals (Beckie et al. 2019). These populations were collected from a range of cropped and non-cropped environments, including small-grain cereals [consisting of spring wheat, durum, barley (*Hordeum vulgare* L.) or oat], canola (*Brassica napus* L.), field pea (*Pisum sativum* L.), chemical fallow, and roadside ditches (Table 1). In addition, one grower-submitted sample collected in 2018 from a wheat field in Rocky View County, Alberta, was also included. This population was included because single-dose screening showed high-level fluroxypyr resistance but dicamba susceptibility (CM Geddes, unpublished data). These 12 populations were compared with the first confirmed auxinic-HR kochia population in Canada (hereafter referred to as the 'Resistant' control), which was found in a Saskatchewan wheat field in 2015. Four susceptible control populations were also included, three of which were laboratory-preserved controls used for resistance diagnostics (two ALS inhibitor-resistant but glyphosate- and synthetic auxin-susceptible controls, 'Susceptible-1' and 'Susceptible-2', and a GR but synthetic auxin-susceptible control, 'Susceptible-3'). These three populations were maintained through recurrent population-level seed increases. The fourth susceptible control, 'Susceptible-4', was a field population collected from a wheat field in Alberta in 2017 and subsequently confirmed to be glyphosate- and synthetic auxin-susceptible but ALS inhibitor-resistant.

All kochia populations were collected postharvest in late September/early October. The reproductive biomass of 10 to 20 mature kochia plants per sample site was removed and combined to create a composite sample representing the kochia population (Beckie et al. 2019). Each sample was dried at room temperature, threshed by hand under controlled conditions, and stored at 4 C until use. Each putative auxinic-HR kochia population represented a field population and was not subjected to further selection or inbreeding. Thus, resistance reported in the current study represented field-evolved resistance absent of further selection pressures.

Single-Dose Experiments

Single-dose population screening assays were conducted to determine the incidence of individuals within each population that were resistant to glyphosate, dicamba, or fluroxypyr. Each kochia population was planted in three 52 × 26 × 5 cm flats filled with modified Cornell soilless potting mixture supplemented with 756 mg N, 857 mg P, and 505 mg K L⁻¹ mixture before planting. The seedlings within each flat were counted prior to herbicide treatment when they reached 2 to 5 cm in height. At least 100 seedlings were screened from each kochia population. The herbicide rates were chosen based on field use rates and previous research conducted in Canada and Montana (Beckie et al. 2013, 2019; Jha et al.

Table 1. Incidence of glyphosate-, dicamba-, or fluroxypyr-resistant individuals within each kochia population determined using single-dose screening, and a brief description of each population.

Population ^a	Incidence of resistant individuals			Population description ^c
	Glyphosate	Dicamba	Fluroxypyr	
Susceptible-1	0	0	0	Lab preserved ALSR control
Susceptible-2	0	0	0	Lab preserved ALSR control
Susceptible-3	82	0	0	Lab preserved GR control
Susceptible-4	0	0	0	Cereal field – survey sample
Resistant ^b	0	38	33	Initial report of DR/FR kochia from SK wheat field ^b
Acadia	92	80	0	Cereal field – survey sample
Cypress-1	80	85	0	Chemical fallow field – survey sample
Cypress-2	25	20	0	Pea field – survey sample
Lethbridge-1	0	70	2	Roadside ditch – survey sample
Lethbridge-2	13	35	5	ns – survey sample
Lethbridge-3	0	30	41	Cereal field – survey sample
Lethbridge-4	0	20	23	Cereal field – survey sample
Rocky View	0	0	45	Cereal field – grower-submitted sample
Taber	3	75	0	Roadside ditch – survey sample
Vulcan	90	50	13	ns – survey sample
Warner-1	0	80	0	Cereal field – survey sample
Warner-2	100	30	0	Canola field – survey sample

^aPopulation names indicate the county from which they were collected. Field coordinates are not provided to protect farmer identity.

^bThe first reported auxinic herbicide-resistant kochia population in Canada was used for a resistant control. This population was collected from southern Saskatchewan and exhibited resistance to dicamba and fluroxypyr (Heap 2021).

^cAbbreviations: ALSR, acetolactate synthase inhibitor-resistant; DR, dicamba-resistant; FR, fluroxypyr-resistant; GR, glyphosate-resistant; ns, not specified; SK, Saskatchewan.

2015). Separate flats were treated with either glyphosate (Roundup WeatherMax[®]; Bayer CropScience Inc., Calgary, AB), dicamba (XtendiMax[™] with VaporGrip[™] Technology; Bayer CropScience Inc., Calgary, AB), or fluroxypyr (Prestige[™] XCA; Corteva Agriscience Canada, Calgary, AB) at 900, 280, or 140 g ae ha⁻¹, respectively, using a moving-nozzle cabinet sprayer. The sprayer was equipped with a flat-fan TeeJet[®] 8002VS nozzle (Spraying Systems Co., Wheaton, IL) and was calibrated to deliver 200 L ha⁻¹ spray solution at 275 kPa in a single pass over the foliage at a speed of 2.4 km h⁻¹. After treatment, the flats were placed in the greenhouse and watered daily under 20/18 C day/night temperature and a 16-h photoperiod supplemented with 100 μmol m⁻² s⁻¹ light. Each herbicide was considered a different experiment following a completely randomized design and the single-dose experiments were not repeated in time.

The plants within each flat were rated visually as susceptible (dead or nearly dead) or resistant (some injury with new regrowth

or no injury) at 21 d after application (DAA) for glyphosate and 28 DAA for dicamba and fluroxypyr compared with treated and untreated resistant and susceptible controls. The incidence of resistant individuals within each flat was determined by dividing the number of resistant individuals by the total number of seedlings treated with the herbicide and multiplying by 100.

Dose-Response Experiments

Dose-response experiments were conducted to determine the level of resistance to dicamba and fluroxypyr within each kochia population using whole-plant bioassays. Separate dose-response experiments were conducted for each herbicide. Seeds from each kochia population were planted in 10 × 10 cm greenhouse pots containing the same soilless potting mixture as the single-dose experiments. When the seedlings reached 1 cm height, they were thinned to a density of 6 plants pot⁻¹. Each individual pot was considered an experimental unit. When the seedlings reached 5 to 7 cm in height, different experimental units were treated with a rate titration equivalent to 0×, 1/8×, 1/4×, 1/2×, 1×, 2×, or 4× the field rate of either dicamba or fluroxypyr using the same moving-nozzle cabinet sprayer as the single-dose experiments. The dicamba rates included 0, 35, 70, 140, 280, 560, and 1,120 g ae ha⁻¹, while the fluroxypyr rates included 0, 17.5, 35, 70, 140, 280, and 560 g ae ha⁻¹. Field rates of dicamba and fluroxypyr were considered 280 and 140 g ae ha⁻¹, respectively. Following herbicide treatment, the pots were placed back in the greenhouse under the same environmental conditions described for the single-dose experiments. The pots were arranged in the greenhouse following a randomized complete block design. Each treatment (kochia population by herbicide rate combination) consisted of three replicate pots, and each experiment was repeated two times.

Visible injury was assessed following a rating scale of 0 (no injury using the 0 rate control as a reference) to 100 (plant death) at 14 and 28 DAA. Plant survival was determined at 28 DAA based on herbicide symptomology. Since kochia injury at field rates of dicamba or fluroxypyr does not result in complete necrosis, we considered surviving plants as those that exhibited unaltered leaf angle and regrowth from the apical meristem at the time of assessment, while plants that had succumbed to mortality were those that exhibited swelling of the stem, altered leaf angle, and were absent of regrowth from the apical meristem. Plant survival was determined for each experimental unit by dividing the number of surviving plants by the total number of treated plants (6) and multiplying by 100. Also, at 28 DAA, kochia shoot biomass within each experimental unit was harvested down to the soil surface, and shoot fresh weight (FW) was determined. The harvested shoot biomass was dried in an oven at 60 C until equilibrium, and shoot dry weight (DW) was determined.

Statistical Analyses: Dose-Response Experiments

Visible injury at 14 and 28 DAA, plant survival at 28 DAA, and shoot FW and DW at 28 DAA from the dose-response bioassays were analyzed via ANOVA using the MIXED procedure of SAS 9.4 software (SAS Institute, Cary, NC). In the initial ANOVAs, kochia population, herbicide rate, and experimental run were considered fixed effects, whereas experimental replication nested within run was considered a random effect. The main and interaction effects for experimental run were not significant for each response variable, and thus subsequent analyses were combined across runs. Residual normality was assessed using the Shapiro-Wilk test in the SAS UNIVARIATE procedure, whereas homoscedasticity

was assessed visually by plotting the residuals against the predicted values (Littell et al. 2006). Extreme outliers were removed based on Lund's test (Lund 1975).

The DRC package in R software version 3.6.0 (R Core Team 2019) was used for nonlinear regression of the response variables regressed against herbicide rate for each population using the three-parameter log-logistic model (Equation 1):

$$y = \{d/1 + \exp[b(\log x - \log e)]\} \quad [1]$$

where y is the response variable, d is the upper asymptote, b is the slope of the response curve at the inflection point, and e is the response curve inflection point (Ritz et al. 2015). Appropriate fit of the response curves was assessed using the lack-of-fit test ($P > 0.05$) and compared with the fit of other candidate nonlinear regression models using the Akaike Information Criterion. For each population, the herbicide doses causing 50% visible injury (ED50) were extracted based on the absolute reference of 100% visible injury, while the herbicide doses resulting in 50% plant mortality (LD50) were extracted relative to plant survival at herbicide dose 0. The resistance indices [resistant to susceptible (R/S) ratio] for each population and response variable were determined by dividing the ED50 or LD50 for the population of interest by the average ED50 or LD50 for the four susceptible control populations. Populations resulting in a resistance index of 4.0 or greater were considered resistant (Jha et al. 2015), whereas resistance indices between 2.0 and 3.9 were considered as potentially developing resistance.

Results and Discussion

Single-Dose Experiments

Single-dose screening revealed multiple patterns of resistance to dicamba and fluroxypyr among the kochia populations. Of the 12 putative auxinic-HR populations, five contained both dicamba- and fluroxypyr-resistant individuals, six contained dicamba-resistant individuals but were absent of fluroxypyr resistance, and one population contained individuals resistant to fluroxypyr but not dicamba (Table 1). The incidence of dicamba-resistant individuals within these populations ranged from 0% to 85%, whereas fluroxypyr-resistant individuals ranged from 0% to 45%. The populations with dicamba-resistant individuals were collected from fields with small-grain cereals, canola, field pea, chemical fallow, and roadside ditches, whereas the populations with fluroxypyr-resistant individuals were collected from small-grain cereal fields and a roadside ditch (Table 1). Beckie et al. (2019) reported dicamba resistance in 18% of the kochia populations sampled in Alberta in 2017, but did not evaluate fluroxypyr resistance. Surveys of HR kochia in Saskatchewan and Manitoba are underway. Random surveys carried out in Montana between 2013 and 2016 found 15 sites with dicamba-resistant kochia (Kumar et al. 2019b). In Colorado, kochia surveys between 2012 and 2014 found that 33% of the 171 populations tested were dicamba-resistant, and no populations exhibited fluroxypyr resistance (Westra et al. 2019). One dicamba-resistant kochia population was found in a 2009/2010 survey of 71 kochia populations in Nebraska, while fluroxypyr resistance was not evaluated (Crespo et al. 2014). Previous reports from the United States have documented kochia populations with resistance to dicamba alone, or with cross-resistance to dicamba, fluroxypyr, and/or 2,4-D (Goss and Dyer 2003; Jha et al. 2015; Kumar et al. 2019a; LeClere

et al. 2018; Nandula and Manthey 2002); however much less is known about synthetic auxin cross-resistance in Canadian kochia populations.

Dose-Response Experiments

A significant lack-of-fit test for kochia shoot FW and DW indicated that the three-parameter log-logistic model did not appropriately explain the kochia biomass response to dicamba or fluroxypyr rate. Although shoot FW and DW have been successful in discriminating auxinic-HR from susceptible kochia populations in some studies (Jha et al. 2015; Kumar et al. 2019a), other researchers have reported that quantitative measures such as plant height, shoot biomass, or plant diameter were inadequate in discriminating among these biotypes (Cranston et al. 2001). Cranston et al. (2001) suggested that visible injury ratings were more effective than other quantitative measures at parsing auxinic-HR from susceptible kochia populations because the epinasty, stem swelling, and tissue proliferation that are typical of synthetic auxin injury can result in shoot biomass from injured plants weighing as much or more than uninjured plants. In the current study, other appropriate nonlinear regression models inadequately fit shoot FW and DW data (lack-of-fit $P < 0.05$), and therefore, these response variables were analyzed using ANOVA with herbicide rate as a categorical parameter.

Dicamba Dose Response

Only one of the putative auxinic-HR kochia populations exhibited dicamba resistance based on the dose-response experiments, while two others were potentially developing resistance. Cypress-1 resulted in 5.4-fold and 6.5-fold resistance to dicamba based on visible injury at 14 and 28 DAA, respectively (Table 2). Acadia showed 3.0-fold and 2.7-fold resistance to dicamba based on these same response variables, while Lethbridge-3 resulted in 2.2-fold and 2.1-fold resistance. Kochia plant survival data agreed with visible injury ratings with the exception of Cypress-1, which exhibited 3.7-fold resistance based on plant survival; and because this was less than the resistance threshold of 4.0 it was categorized as potentially developing resistance based on this parameter (Table 2; Figure 1; Supplementary Table S1). The resistant control collected from Saskatchewan in 2015 was characterized as developing resistance with an index of 2.0 for visible injury and plant survival (Table 2).

The dicamba ED50 values ranged among the putative auxinic-HR populations from 97 to 425 g ae ha⁻¹ 14 DAA, and from 98 to 504 g ae ha⁻¹ 28 DAA (Table 2; Figure 2; Supplementary Table S1). This compared with the ED50 for the four susceptible control populations, which ranged from 61 to 101 g ae ha⁻¹ and from 61 to 94 g ae ha⁻¹ at 14 and 28 DAA, respectively. The fitted dose-response models for visible injury at 14 and 28 DAA clearly showed that two populations, Cypress-1 and Acadia, exhibited reduced response to dicamba compared with the dicamba-resistant control population (Figure 2; Supplementary Table S1). A similar response was observed for kochia shoot FW and DW (Figure 3). Cypress-1 shoot FW was reduced to 44% and shoot DW to 54% of the 0 rate control when treated with dicamba at 560 g ae ha⁻¹. At the same rate, the shoot FW and DW of Acadia was 24% and 41%, while the shoot FW and DW of Lethbridge-3 was 13% and 36% (Figure 3). This compared with the average of the four susceptible controls of 5% shoot FW and 23% shoot DW when treated with dicamba at 560 g ae ha⁻¹ (data not shown).

The dicamba resistance indices in the current study correspond with previous reports showing variable response of kochia

Table 2. The effective dose causing 50% visible injury (ED50) 14 and 28 d after application (DAA), and lethal dose causing 50% plant mortality (LD50) 28 DAA of dicamba and fluroxypyr to 17 kochia populations with corresponding resistance indices.^{a,d}

Population	Dicamba						Fluroxypyr					
	14 DAA		28 DAA				14 DAA		28 DAA			
	ED50 ^b	R/S	ED50	R/S	LD50	R/S	ED50	R/S	ED50	R/S	LD50	R/S
	g ae ha ⁻¹		g ae ha ⁻¹				g ae ha ⁻¹		g ae ha ⁻¹			
Susceptible mean ^c	78		78		81		14		8		11	
Susceptible-1	61 (3)	0.8	61 (3)	0.8	59 (6)	0.6	1 (2)	0.1	1 (1)	0.1	1 (3)	0.1
Susceptible-2	64 (6)	0.8	71 (4)	0.9	66 (6)	0.8	21 (4)	1.5	15 (3)	1.9	14 (3)	1.3
Susceptible-3	101 (10)	1.3	94 (7)	1.2	89 (6)	1.1	14 (4)	1.0	10 (3)	1.3	19 (2)	1.7
Susceptible-4	84 (7)	1.1	86 (6)	1.1	111 (12)	1.4	20 (5)	1.4	7 (3)	0.9	10 (3)	0.9
Resistant	156 (19)	2.0	158 (15)	2.0	174 (20)	2.0	72 (13)	5.1	40 (8)	5.0	44 (4)	4.0
Acadia	236 (37)	3.0	213 (30)	2.7	167 (18)	2.3	36 (7)	2.6	21 (2)	2.6	18 (2)	1.6
Cypress-1	425 (228)	5.4	504 (558)	6.5	290 (44)	3.7	2 (39)	0.1	7 (4)	0.9	6 (4)	0.5
Cypress-2	146 (20)	1.9	113 (15)	1.7	103 (9)	1.3	5 (42)	0.4	9 (6)	1.1	15 (2)	1.4
Lethbridge-1	117 (14)	1.5	118 (11)	1.5	103 (6)	1.3	84 (37)	6.0	44 (14)	5.5	26 (4)	2.4
Lethbridge-2	151 (19)	1.9	114 (14)	1.8	153 (19)	1.5	12 (3)	0.9	14 (2)	1.8	20 (2)	1.8
Lethbridge-3	169 (19)	2.2	167 (14)	2.1	160 (11)	2.0	380 (132)	27.1	412 (734)	51.5	620 (81)	56.4
Lethbridge-4	139 (17)	1.8	136 (12)	1.7	116 (10)	1.5	156 (27)	11.1	195 (131)	24.4	81 (18)	7.4
Rocky View	97 (11)	1.2	98 (8)	1.3	94 (7)	1.2	>560	>40.0	400 (158)	50.0	798 (221)	72.5
Taber	120 (19)	1.5	99 (10)	1.3	95 (7)	1.2	21 (5)	1.5	14 (3)	1.8	15 (2)	1.4
Vulcan	107 (14)	1.4	99 (10)	1.3	101 (7)	1.3	152 (26)	10.9	113 (24)	14.1	40 (10)	3.6
Warner-1	152 (27)	1.9	149 (22)	1.9	141 (13)	1.8	153 (210)	10.9	79 (89)	9.9	29 (4)	2.6
Warner-2	146 (18)	1.9	140 (14)	1.8	139 (10)	1.8	23 (4)	1.6	17 (3)	2.1	14 (2)	1.3

^aBold values indicate resistance at a R/S ratio threshold of ≥ 4.0 .

^bValues are means, while parenthetical values are the SE.

^cMean ED50 and LD50 values for all four susceptible populations.

^dAbbreviations: DAA, days after application; ED50, the effective dose causing 50% visible injury relative to the untreated control for each population; LD50, the lethal dose causing 50% plant mortality relative to the untreated control for each population; R/S, the resistance index determined as the ratio of the ED50 or LD50 value for each population relative to the mean ED50 or LD50 value for all four susceptible populations.

populations to dicamba. Inbred accessions developed from kochia populations collected from Montana in 2011 exhibited up to 6.8-fold resistance to dicamba based on shoot DW (Jha et al. 2015). Cranston et al. (2001) reported 4.6-fold resistance to dicamba based on visible injury at 14 DAA for an inbred accession developed from a Montana field population collected in 1993. Inbred accessions developed from kochia populations collected in North Dakota in 1995 exhibited 4-fold to 10-fold resistance to dicamba based on visible injury at 28 DAA (Nandula and Manthey 2002). More recently, auxinic-HR kochia inbred accessions developed from field populations collected in Kansas in 2017 varied from 2.0-fold to 15.1-fold and from 3.1-fold to 9.4-fold resistance to dicamba based on shoot FW and DW (Kumar et al. 2019a). Field populations collected from Nebraska in 2010, absent of further inbreeding, resulted in a difference of 11.3-fold and 19.0-fold in the dose of dicamba causing 50% reduction in shoot DW and 50% visible injury 28 DAA (Crespo et al. 2014). An inbred accession developed from a Nebraska kochia population resulted in 30- and 38-fold resistance to dicamba in two separate studies, and also exhibited cross-resistance to 2,4-D (WSSA Group 4) and fluroxypyr (LeClere et al. 2018; Preston et al. 2009). Despite the putative auxinic-HR populations resulting in a wide but low range (between 1.2-fold and 6.5-fold resistance) in dicamba resistance indices in the current study, these field-evolved populations were absent of further selection pressure and resistance enrichment that is often concomitant with the development of resistant inbred accessions. Thus, resistance indices were expected to be lower than those reported for inbred lines. The development of inbred accessions using these field populations will further our understanding of auxinic-HR kochia in Canada, and provide a source for in-depth assessment of resistance mechanisms. Indeed, lower homogeneity in field populations compared with inbred accessions could explain discrepancies among the single-dose and dose-response

experiments (Tables 1 and 2). The incidence of resistance in the single-dose experiments appeared to be better explained by shoot biomass FW and DW than by visible injury or plant survival (Tables 1 and 2; Figures 1, 2, and 3).

Fluroxypyr Dose Response

Six of the putative auxinic-HR populations were fluroxypyr-resistant based on the dose-response experiments. These populations varied widely in their level of resistance. Based on visible injury 14 DAA, the fluroxypyr ED50 resistance indices varied among all putative auxinic-HR populations from 0.1 to >40.0 (Table 2). At 28 DAA the ED50 resistance indices ranged from 0.9 to 51.5, and the LD50 indices ranged from 0.5 to 72.5. Three populations, Lethbridge-3, Lethbridge-4, and Rocky View were confirmed to be resistant based on all three parameters (Table 2; Figures 2 and 4; Supplementary Table S2). Three other populations (Lethbridge-1, Vulcan, and Warner-1) were considered resistant based on visible injury assessments, but developing resistance based on plant survival estimates. The resistant control resulted in 4.0-fold to 5.1-fold resistance compared with the average ED50 and LD50 values for the four susceptible controls (Table 2).

The fluroxypyr ED50 values for the putative auxinic-HR populations ranged from 2 to >560 g ae ha⁻¹ 14 DAA and from 7 to 412 g ae ha⁻¹ 28 DAA (Table 2; Figure 2; Supplementary Table S2). This compared with the four susceptible control populations that ranged in ED50 from 1 to 21 g ae ha⁻¹ 14 DAA and from 1 to 15 g ae ha⁻¹ 28 DAA when treated with fluroxypyr. Similarly, LD50 values for fluroxypyr ranged among the putative auxinic-HR populations by 133-fold from 6 to 798 g ae ha⁻¹ (Table 2; Figure 4; Supplementary Table S2). Visualization of the fitted log-logistic models for visible injury at 14 and 28 DAA revealed four populations (Lethbridge-3, Lethbridge-4, Rocky View, and Vulcan) that responded less to fluroxypyr than the resistant control population,

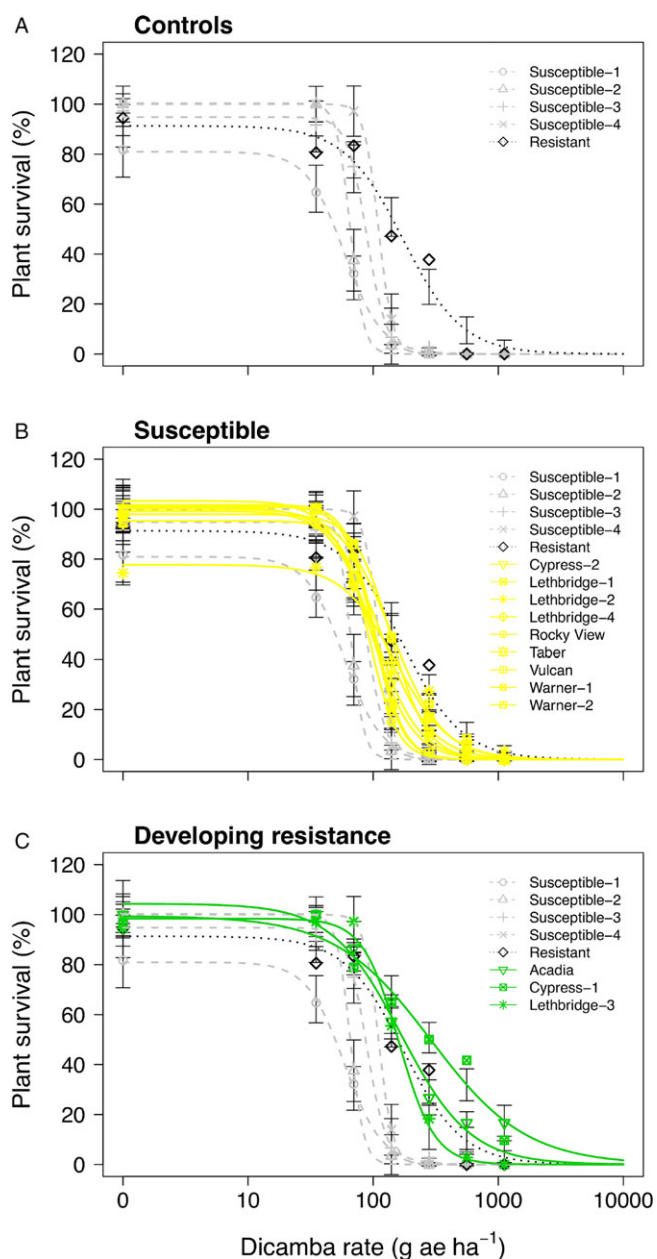


Figure 1. Plant survival as a function of the dicamba rate applied to 17 kochia populations collected from western Canada separated into (A) resistant or susceptible control populations, (B) controls with susceptible populations, and (C) controls with populations developing resistance. Symbols represent observed means; vertical bars indicate \pm SE. Grey dashed lines represent the susceptible controls, the dotted black line represents the resistant control, yellow solid lines represent susceptible populations, and green solid lines represent populations developing resistance. The dicamba field application rate was considered to be 280 g ae ha⁻¹.

and another two populations (Lethbridge-1, and Warner-1) that were similar to the resistant control (Figure 2; Supplementary Table S2). Lethbridge-3 and Lethbridge-4 clearly stood out from the rest of the populations in their response to fluroxypyr, and these populations were also those that had the greatest ED50 and LD50 values (Table 2). A similar trend was observed for shoot FW and DW (Figure 4). Shoot FW and DW of Rocky View were 77% and 67% that of the 0 rate control when treated with fluroxypyr at 560 g ae ha⁻¹. When treated with the same rate of fluroxypyr, shoot FW and DW values for Lethbridge-3 were 49% and

37%, respectively. This compared with an average shoot FW among the four susceptible populations of 20% and shoot DW of 24% relative to the 0 rate controls when treated with fluroxypyr at 560 g ae ha⁻¹ (data not shown).

The Lethbridge-3 and Rocky View populations exhibited a much greater level of resistance to fluroxypyr compared with previous reports, whereas levels of resistance in the other fluroxypyr-resistant populations were similar to those found elsewhere. Inbred accessions derived from Montana field populations collected in 2011 resulted in resistance indices of 1.4 to 5.7 based on visible injury and 1.6 to 4.0 based on shoot DW response to fluroxypyr (Jha et al. 2015). Two kochia populations collected from North Dakota exhibited up to 6-fold resistance to fluroxypyr (Howatt and Ciernia 2014), while an inbred accession from Nebraska showed 13-fold resistance (LeClere et al. 2018). Inbred accessions developed from Kansas kochia populations ranged from 3.8-fold to 7.3-fold and from 3.0-fold to 8.6-fold resistance to fluroxypyr based on shoot FW and DW, respectively (Kumar et al. 2019a). In comparison, fluroxypyr resistance levels of up to 72.5-fold in Rocky View and 56.4-fold in Lethbridge-3 (Table 2) were well above the levels of fluroxypyr resistance in kochia reported previously.

Multiple Patterns of Synthetic Auxin Resistance

The single-dose and dose-response experiments in the current study identified multiple patterns of synthetic auxin resistance in kochia. Kochia populations present in Canada may exhibit resistance to dicamba alone, fluroxypyr alone, or cross-resistance to dicamba and fluroxypyr (Tables 1 and 2; Figure 5). The majority of previous research identified kochia with resistance to dicamba alone or dicamba-resistant kochia with cross-resistance to fluroxypyr and/or 2,4-D (Goss and Dyer 2003; Jha et al. 2015; Kumar et al. 2019a; LeClere et al. 2018; Nandula and Manthey 2002). This study is the first report of fluroxypyr-resistant kochia absent of resistance to dicamba, although we are aware of one other kochia population from Colorado that also exhibits a similar resistance pattern (OE Todd, personal communication). Potential cross-resistance to other synthetic auxin (WSSA Group 4) herbicides such as halauxifen in kochia populations remains unknown.

Inconsistent patterns of resistance to dicamba and fluroxypyr in the current study suggest that resistance to these two herbicides in Canada may be conferred by separate mechanisms. The mechanism of action for synthetic auxins is not fully elucidated, but recent insight suggests that auxin herbicides are perceived by transport inhibitor response 1 (TIR1) and homologue proteins, binding targets Aux/indole-3-acetic acid (IAA) transcriptional repressor proteins for degradation resulting in depression of proteins that activate transcription of auxin-response genes and causing upregulation of abscisic acid and ethylene production; ethylene further upregulates abscisic acid production, which promotes growth inhibition, senescence, and plant death (Grossmann 2010). The growing body of research suggests that multiple mechanisms can confer dicamba resistance in kochia. Cranston et al. (2001) concluded that dicamba resistance in kochia was not likely due to reduced uptake, translocation, or enhanced metabolism. Goss and Dyer (2003) hypothesized that a dicamba-resistant kochia biotype from Montana had impaired auxin binding or signal transduction pathways resulting in delayed phenotypic response in the absence of dicamba treatment. Subsequent research identified differential expression of genes associated with cell wall modification and another elusive function in this dicamba-resistant

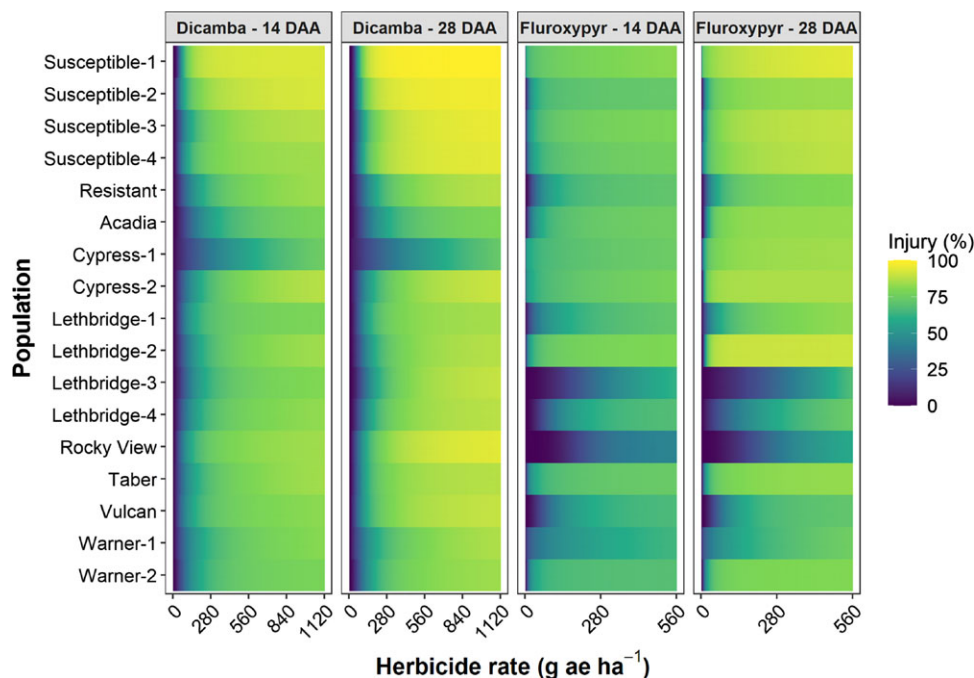


Figure 2. Visible injury at 14 and 28 d after application (DAA) as a function of dicamba or fluroxypyr rate applied to 17 kochia populations relative to the 0 rate control for each population. The color gradients represent predicted visible injury based on the three-parameter log-logistic dose-response models for each population, herbicide, and assessment timing combination. The dicamba and fluroxypyr field application rates were considered to be 280 and 140 g ae ha⁻¹, respectively.

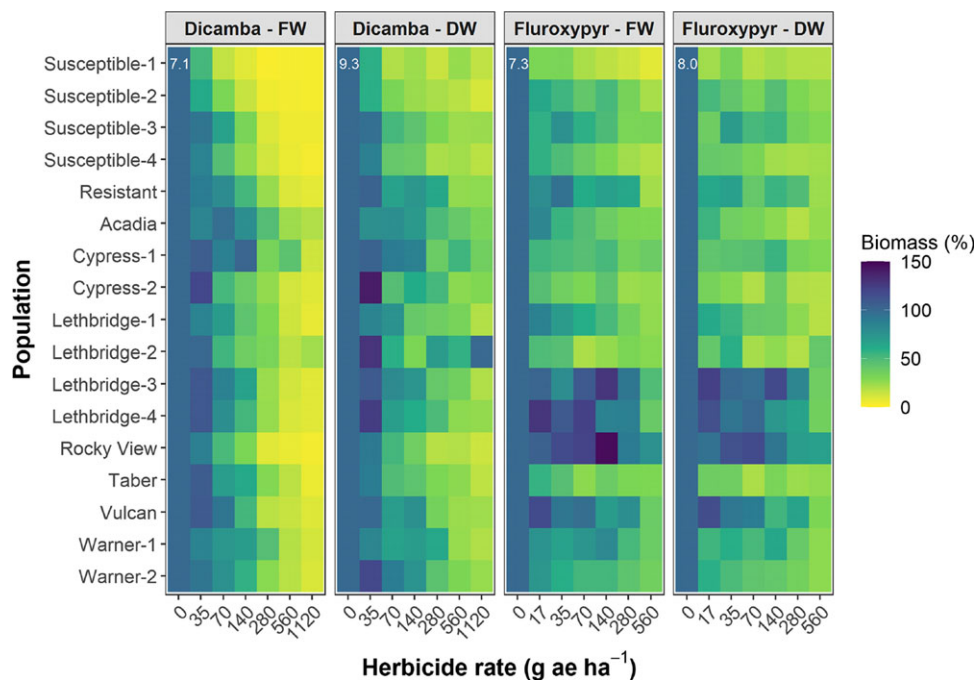


Figure 3. Shoot biomass fresh weight (FW) and dry weight (DW) 28 d after application (DAA) as a function of the dicamba or fluroxypyr rate applied to 17 kochia populations relative to the 0 rate control for each population. Colors indicate observed means; the white numbers in the upper left of each subplot indicate the SEM. The dicamba and fluroxypyr field application rates were considered to be 280 and 140 g ae ha⁻¹, respectively.

population (Kern et al. 2005). Dicamba resistance in an inbred kochia accession from Nebraska was conferred by a single allele with high dominance (Preston et al. 2009). Further research identified that this biotype was also resistant to fluroxypyr and 2,4-D (LeClere et al. 2018). Transcriptome sequencing of this biotype revealed a double nucleotide base change resulting in a glycine

to asparagine substitution (G73N) in a highly conserved region of an Aux/IAA protein, KsIAA16, which conferred dicamba resistance (LeClere et al. 2018). Using this same population, Pettinga et al. (2017) reported 2-fold higher transcription of chalcone synthase, the gene that regulates synthesis of flavonols quercetin and kaempferol. These flavonols compete with auxin for intercellular

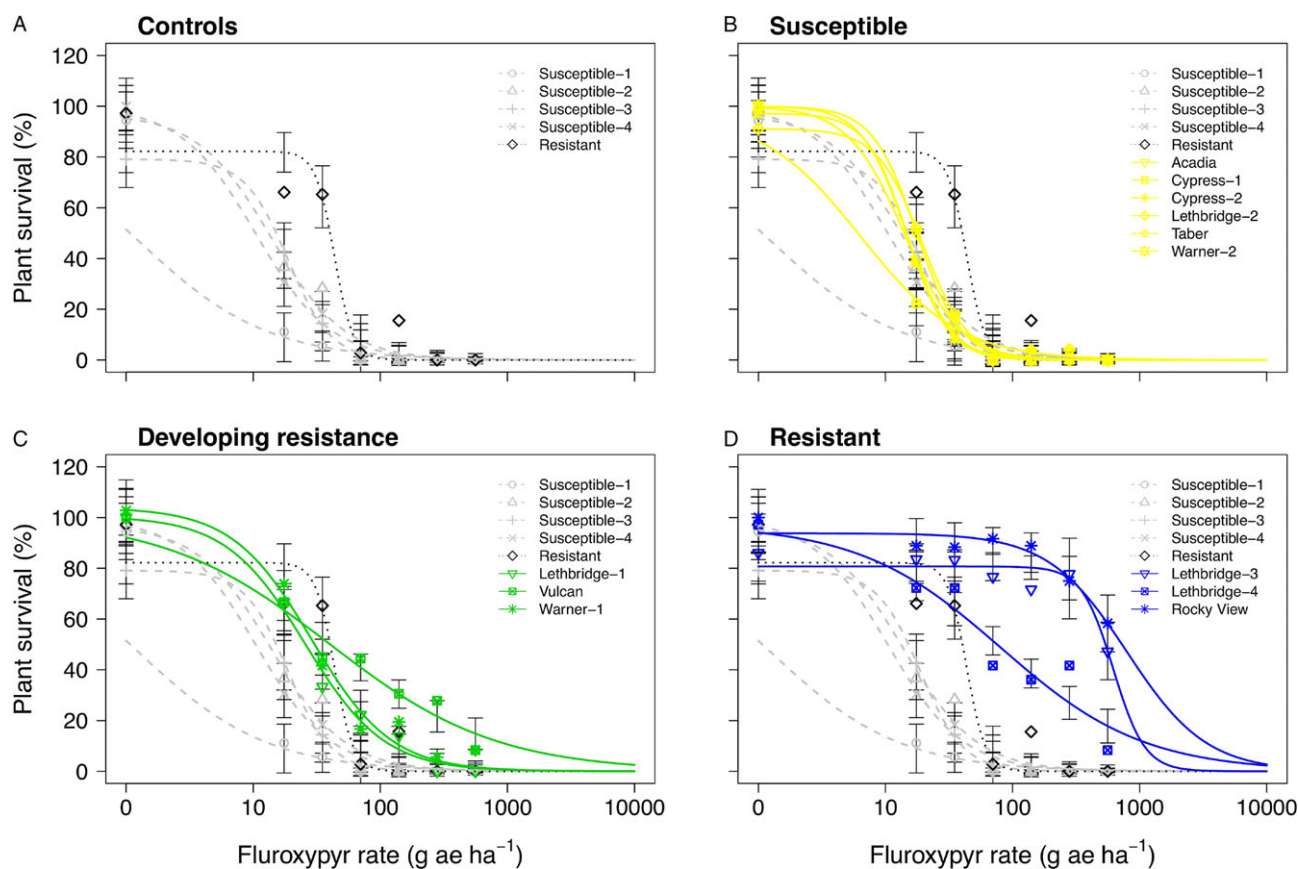


Figure 4. Plant survival as a function of the fluroxypyr rate applied to 17 kochia populations collected from western Canada separated into (A) resistant or susceptible control populations, (B) controls with susceptible populations, (C) controls with populations developing resistance, and (D) controls with resistant populations. Symbols represent observed means; vertical bars indicate \pm SE. Grey dashed lines represent the susceptible controls, the dotted black line represents the resistant control, yellow solid lines represent susceptible populations, green solid lines represent populations developing resistance, and blue solid lines represent resistant populations. The fluroxypyr field application rate was considered to be 140 g ae ha^{-1} .




Figure 5. Visible response of kochia populations Susceptible-1, Cypress-1, and Rocky View 28 d after application of multiple dicamba or fluroxypyr rates in a whole-plant dose-response bioassay. The dicamba and fluroxypyr field application rates were considered to be 280 and 140 g ae ha^{-1} , respectively.

transport and vascular loading via ATP-binding cassette subfamily B (ABC B) membrane transporters, thus potentially reducing dicamba translocation. Different unlinked genes conferred dicamba resistance in this Nebraska kochia population and another Kansas population, suggesting that resistance in these populations evolved independently through different mechanisms

(Ou et al. 2021). The mechanism(s) of dicamba and/or fluroxypyr resistance in the kochia populations evaluated in the current study warrants further investigation.

Kochia biotypes with cross-resistance to dicamba and fluroxypyr are associated with fitness penalties, suggesting that the frequency of these biotypes might decline if the selection pressures

from these auxin-based herbicides are removed (Kumar and Jha 2016; LeClere et al. 2018; Wu et al. 2021b). However, because these fitness penalties have only minor effect on reproductive output, the usage frequency of auxin-based herbicides is high, and the species exhibits extensive pollen- and seed-mediated gene flow, the likelihood of auxinic-HR kochia populations reverting to susceptible biotypes is low. In the absence of competition, an inbred dicamba/fluroxypyr-resistant kochia accession from Montana exhibited reduced plant height, plant width, primary branches, leaf area, stem diameter, shoot biomass, reproductive fitness, and seed weight compared with a susceptible accession (Kumar and Jha 2016). The resistant accession was also less competitive when grown in mixture with a susceptible accession. Pettinga et al. (2017) proposed that increased expression of chalcone synthase and its cascade could confer a fitness penalty in the Nebraska kochia population. Subsequent research identified significant impairment of vegetative growth in segregating lines of the Nebraska G73N accession, which manifest as reduced plant height, thicker leaf blades with lower photosynthetic efficiency, reduced stem diameter with less developed vascular bundle systems, impaired plant competitiveness, and lower biomass (LeClere et al. 2018; Wu et al. 2021b). Despite these vegetative defects, the G73N mutation was associated with higher reproductive allocation, an earlier yet extended flowering window, reduced stigma-anther distance potentially aiding in self-pollination and reproductive assurance, and winged seeds that could facilitate long-distance dispersal (Wu et al. 2021a). It is yet unclear whether these fitness penalties and resulting compensatory evolution of traits aiding in reproductive assurance are associated with other mechanisms that confer synthetic auxin resistance in kochia.

Management Implications

Kochia populations resistant to dicamba and/or fluroxypyr limit the herbicide options available for kochia control in several crops and cropping systems, including small-grain cereals, chemical fallow, and new stacked trait dicamba-resistant crops such as corn, soybean, or cotton (Beckie et al. 2019; Torbiak et al. 2021a, 2021b; Yadav et al. 2020). The current study—together with a recent survey (Beckie et al. 2019)—suggests that synthetic auxin resistance in kochia is spreading more quickly in Canada than in the United States where it has been present at low frequency since the early 1990s (Kumar et al. 2019b). Kochia populations in Canada can exhibit multiple different patterns of resistance to synthetic auxin herbicides. Two of the kochia populations in the current study exhibited very high fluroxypyr resistance beyond that reported previously. Farmers are advised to adopt proactive nonchemical weed control methods to help maintain efficacy of the remaining herbicide options for kochia control. Spot tillage, competitive crops, cover crops, and implementing diverse crop rotations could be among the most important nonchemical tools for kochia management (Kumar et al. 2019b; Mosqueda et al. 2020). Implementation of weed management targeting the critical period for weed seed control (Geddes and Davis 2021), in combination with harvest weed seed control methods (Tidemann et al. 2017) and postharvest management (Kumar and Jha 2015), could help limit seed return to the soil seedbank, thereby exploiting the short seed longevity of this species (Beckie et al. 2018; Dille et al. 2017). However, efforts to deplete kochia seedbanks will be effective only if reinfestation is prevented, which suggests an important role for community-based weed control programs aimed at mitigating transportation of this tumbleweed among farms and fields.

Acknowledgments. This research was supported by the Saskatchewan Ministry of Agriculture – Agriculture Development Fund project #ADF20200318, Alberta Wheat Commission, Bayer CropScience Canada, BASF Canada, Corteva Agriscience, FMC of Canada, Nufarm Canada, Manitoba Crop Alliance, Saskatchewan Barley Development Commission, Saskatchewan Pulse Growers, and Saskatchewan Wheat Development Commission. No conflicts of interest have been declared.

Supplementary material. To view supplementary material for this article, please visit <https://doi.org/10.1017/wet.2021.69>

References

- Beckie HJ, Blackshaw RE, Low R, Hall LM, Sauder CA, Martin S, Brandt RN, Shirriff SW (2013) Glyphosate- and acetolactate synthase inhibitor-resistant kochia (*Kochia scoparia*) in western Canada. *Weed Sci* 61:310–318
- Beckie HJ, Blackshaw RE, Hall LM, Johnson EN (2016) Pollen- and seed-mediated gene flow in kochia (*Kochia scoparia*). *Weed Sci* 64:624–633
- Beckie HJ, Blackshaw RE, Leeson JY, Stahlman PW, Gaines TA, Johnson EN (2018) Seedbank persistence, germination and early growth of glyphosate-resistant *Kochia scoparia*. *Weed Res* 58:177–187
- Beckie HJ, Hall LM, Shirriff SW, Martin E, Leeson JY (2019) Triple-resistant kochia [*Kochia scoparia* (L.) Schrad.] in Alberta. *Can J Plant Sci* 99:281–285
- Cranston HJ, Kern AJ, Hackett JL, Miller EK, Maxwell BD, Dyer WE (2001) Dicamba resistance in kochia. *Weed Sci* 49:164–170
- Crespo RJ, Bernards ML, Sbatella GM, Kruger GR, Lee DJ, Wilson RJ (2014) Response of Nebraska kochia (*Kochia scoparia*) accessions to dicamba. *Weed Technol* 28:151–162
- Dille JA, Stahlman PW, Du J, Geier PW, Riffel JD, Currie RS, Wilson RG, Sbatella GM, Westra P, Kniss AR, Moechnig MJ, Cole RM (2017) Kochia (*Kochia scoparia*) emergence profiles and seed persistence across the central Great Plains. *Weed Sci* 65:614–625
- Friesen LF, Beckie HJ, Warwick SI, Van Acker RC (2009) The biology of Canadian weeds. 138. *Kochia scoparia* (L.) Schrad. *Can J Plant Sci* 89:141–167
- Geddes CM, Davis AS (2021) The critical period for weed seed control: A proposed framework to limit weed seed return. *Weed Res* 61:282–287
- Geddes CM, Pittman MM, Gulden RH, Jones T, Leeson JY, Sharpe SM, Shirriff SW, Beckie HJ (2021) Rapid increase in glyphosate resistance and confirmation of dicamba-resistant kochia (*Bassia scoparia*) in Manitoba. *Can J Plant Sci* [in press]. DOI: 10.1139/CJPS-2021-0169
- Goss GA, Dyer WE (2003) Physiological characterization of auxinic herbicide-resistant biotypes of kochia (*Kochia scoparia*). *Weed Sci* 51:839–844
- Grossmann K (2010) Auxin herbicides: current status of mechanism and mode of action. *Pest Manag Sci* 66:113–120
- Heap I (2021) The International Herbicide Resistant Weed Database. <http://www.weedscience.org>. Accessed: May 23, 2021
- Howatt KA, Ciernia M (2014) Kochia sampled from North Dakota with variable response to fluroxypyr. Page 79 in *Proceedings of the Western Society of Weed Science*. Colorado Springs, CO: Volume 67
- Jha P, Kumar V, Lim CA (2015) Variable response of kochia [*Kochia scoparia* (L.) Schrad.] to auxinic herbicides dicamba and fluroxypyr in Montana. *Can J Plant Sci* 95:965–972
- Kern AJ, Chaverra ME, Dyer WE (2005) Dicamba-responsive genes in herbicide-resistant and susceptible biotypes of kochia (*Kochia scoparia*). *Weed Sci* 53:139–145
- Kumar V, Jha P (2015) Influence of herbicide applied postharvest in wheat stubble on control, fecundity, and progeny fitness of *Kochia scoparia* in the US Great Plains. *Crop Prot* 71:144–149
- Kumar V, Jha P (2016) Differences in germination, growth, and fecundity characteristics of dicamba-fluroxypyr-resistant and susceptible *Kochia scoparia*. *PLoS ONE* 11(8):e0161533
- Kumar V, Currie RS, Jha P, Stahlman (2019a) First report of kochia (*Bassia scoparia*) with cross-resistance to dicamba and fluroxypyr in western Kansas. *Weed Technol* 33:335–341
- Kumar V, Jha P, Jugulam M, Yadav R, Stahlman PW (2019b) Herbicide-resistant kochia (*Bassia scoparia*) in North America: A Review. *Weed Sci* 67:4–15

- LeClere S, Wu C, Westra P, Sammons RD (2018) Cross-resistance to dicamba, 2,4-D, and fluroxypyr in *Kochia scoparia* is endowed by a mutation in an AUX/IAA gene. *Proc Natl Acad Sci USA* 115:E2911–E2920
- Leeson JY (2016) Saskatchewan weed survey of cereal, oilseed and pulse crops in 2014 and 2015. Weed Survey Series Publication 16-1. Saskatoon, SK: Agriculture and Agri-Food Canada. 356 p
- Leeson JY, Hall LM, Neeser C, Tidemann B, Harker KN (2019) Alberta weed survey of annual crops in 2017. Weed Survey Series Publication 19-1. Saskatoon, SK: Agriculture and Agri-Food Canada. 275 p
- Littell RC, Milken GA, Stroup WW, Wolfinger RD, Schabenberger O (2006) SAS for Mixed Models. 2nd ed. Cary, NC: SAS Institute. 834 p
- Lund RE (1975) Tables for an approximate test for outliers in linear models. *Technometrics* 17:473–476
- Martin SL, Benedict L, Wei W, Sauder CA, Beckie HJ, Hall LM (2020) High gene flow maintains genetic diversity following selection for high EPSPS copy number in the weed kochia (Amaranthaceae) *Sci Reports* 10:18864
- Mosqueda EG, Lim CA, Sbatella GM, Jha P, Lawrence NC, Kniss AR (2020) Effect of crop canopy and herbicide application on kochia (*Bassia scoparia*) density and seed production. *Weed Sci* 68:278–284
- Nair J, Lima PMT, Abdalla AL, Molnar LJ, Wang Y, McAllister TA, Geddes CM (2021) Kochia (*Bassia scoparia*) harvest date impacts nutrient composition, *in vitro* degradability, and feed value more than pre-harvest herbicide treatment or herbicide resistance traits. *Anim Feed Sci Technol* 280:115079
- Nandula VK, Manthey FA (2002) Response of kochia (*Kochia scoparia*) inbreds to 2,4-D and dicamba. *Weed Technol* 16:50–54
- Ou J, Gaines TA, Fritz AK, Stahlman PW, Jugulam M (2021) Dicamba resistance in kochia from Kansas and Nebraska evolved independently. *Pest Manag Sci* 77:126–130
- Pettinga DJ, Ou J, Patterson EL, Jugulam M, Westra P, Gaines TA (2017) Increased chalcone synthase (CHS) expression is associated with dicamba resistance in *Kochia scoparia*. *Pest Manag Sci* 74:2306–2315
- Preston C, Belles DS, Westra PH, Nissen SJ, Ward SM (2009) Inheritance of resistance to the auxinic herbicide dicamba in kochia (*Kochia scoparia*). *Weed Sci* 57:43–47
- R Core Team (2019) R: a language and environment for statistical computing. Vienna, Austria: R Foundation for Statistical Computing
- Ritz C, Baty F, Streibig JC, Gerhard D (2015) Dose-response analysis using R. *PLoS ONE* 10(12):e0146021
- Schwinghamer TD, Van Acker RC (2008) Emergence timing and persistence of kochia (*Kochia scoparia*). *Weed Sci* 56:37–41
- Tidemann BD, Hall LM, Harker KN, Beckie HJ (2017) Factors affecting weed seed devitalization with the Harrington Seed Destructor. *Weed Sci* 65:650–658
- Torbiak AT, Blackshaw RE, Brandt RN, Hall LM, Hamman B, Geddes CM (2021a) Herbicide mixtures control glyphosate-resistant kochia (*Bassia scoparia*) in chemical fallow, but their longevity warrants careful stewardship. *Can J Plant Sci* 101:188–198
- Torbiak AT, Blackshaw RE, Brandt RN, Hamman B, Geddes CM (2021b) Herbicide strategies for managing glyphosate-resistant and susceptible kochia (*Bassia scoparia*) in spring wheat. *Can J Plant Sci* 101:607–621
- Varanasi VK, Godar AS, Currie RS, Dille AJ, Thompson CR, Stahlman PW, Jugulam M (2015) Field-evolved resistance to four modes of action of herbicides in a single kochia (*Kochia scoparia* L. Schrad.) population. *Pest Manag Sci* 71:1207–1212
- Westra EP, Nissen SJ, Getts TJ, Westra P, Gaines TA (2019) Survey reveals frequency of multiple resistance to glyphosate and dicamba in kochia (*Bassia scoparia*). *Weed Technol* 33:664–672
- Wu C, Paciorek M, Liu K, LeClere S, Perez-Jones A, Westra P, Sammons RD (2021a) Investigating the presence of compensatory evolution in dicamba resistant IAA16 mutated kochia (*Bassia scoparia*). *Pest Manag Sci* 77:1775–1785
- Wu C, LeClere S, Liu K, Paciorek M, Perez-Jones A, Westra P, Sammons RD (2021b) A dicamba resistance-endowing IAA16 mutation leads to significant vegetative growth defects and impaired competitiveness in kochia (*Bassia scoparia*). *Pest Manag Sci* 77:795–804
- Yadav R, Kumar V, Jha P (2020) Herbicide programs to manage glyphosate/dicamba-resistant kochia (*Bassia scoparia*) in glyphosate/dicamba-resistant soybean. *Weed Technol* 34:568–674