



## **Green Tea Leaves as a Natural Adsorbent for the Removal of Cr(VI) From Aqueous Solutions**

Authors: Jeyaseelan, Christine, and Gupta, Astha

Source: Air, Soil and Water Research, 9(1)

Published By: SAGE Publishing

URL: <https://doi.org/10.1177/ASWR.S35227>

---

BioOne Complete ([complete.BioOne.org](http://complete.BioOne.org)) is a full-text database of 200 subscribed and open-access titles in the biological, ecological, and environmental sciences published by nonprofit societies, associations, museums, institutions, and presses.

Your use of this PDF, the BioOne Complete website, and all posted and associated content indicates your acceptance of BioOne's Terms of Use, available at [www.bioone.org/terms-of-use](http://www.bioone.org/terms-of-use).

Usage of BioOne Complete content is strictly limited to personal, educational, and non - commercial use. Commercial inquiries or rights and permissions requests should be directed to the individual publisher as copyright holder.

---

BioOne sees sustainable scholarly publishing as an inherently collaborative enterprise connecting authors, nonprofit publishers, academic institutions, research libraries, and research funders in the common goal of maximizing access to critical research.

# Green Tea Leaves as a Natural Adsorbent for the Removal of Cr(VI) From Aqueous Solutions

Christine Jeyaseelan and Astha Gupta

Department of Chemistry, Amity Institute of Applied Sciences, Amity University, Noida, UP, India.

**ABSTRACT:** Chromium(VI) has been found to be one of the toxic metals present in water obtained from industrial effluents. This study deals with the removal of Cr(VI) using used green tea leaves, which is a waste material. The sorption of Cr(VI) was carried out by using a batch method, and its concentration was determined using an ultraviolet visible spectrophotometer at 540 nm. Parameters such as pH, mass of adsorbate, concentration of adsorbent, time of contact, and temperature were optimized. It was observed that, under optimum conditions, the percentage efficiency of removal of Cr(VI) was up to 99%. Adsorption studies were carried out using Langmuir and Freundlich adsorption isotherms. The values of  $\Delta G$ ,  $\Delta H$ , and  $\Delta S$  were also calculated, which showed that the process is spontaneous and the extent of adsorption decreases with the increase in temperature. The kinetic studies were carried out, and it was found that the reactions followed pseudo-second-order kinetics. This technique can be used for the removal of Cr(VI) from water obtained from industries, which have chromium as one of the main pollutants in their effluents.

**KEYWORDS:** adsorption, chromium(VI), spectrophotometry, green tea leaves

**CITATION:** Jeyaseelan and Gupta. Green Tea Leaves as a Natural Adsorbent for the Removal of Cr(VI) From Aqueous Solutions. *Air, Soil and Water Research* 2016;9 13–19 doi:10.4137/ASWR.S35227.

**TYPE:** Original Research

**RECEIVED:** September 21, 2015. **RESUBMITTED:** December 10, 2015. **ACCEPTED FOR PUBLICATION:** December 21, 2015.

**ACADEMIC EDITOR:** Carlos Alberto Martinez-Huitle, Editor in Chief

**PEER REVIEW:** Four peer reviewers contributed to the peer review report. Reviewers' reports totaled 790 words, excluding any confidential comments to the academic editor.

**FUNDING:** Authors disclose no external funding sources.

**COMPETING INTERESTS:** Authors disclose no potential conflicts of interest.

**COPYRIGHT:** © the authors, publisher and licensee Libertas Academica Limited. This is an open-access article distributed under the terms of the Creative Commons CC-BY-NC 3.0 License.

**CORRESPONDENCE:** cjayaseelan@amity.edu

Paper subject to independent expert blind peer review. All editorial decisions made by independent academic editor. Upon submission manuscript was subject to anti-plagiarism scanning. Prior to publication all authors have given signed confirmation of agreement to article publication and compliance with all applicable ethical and legal requirements, including the accuracy of author and contributor information, disclosure of competing interests and funding sources, compliance with ethical requirements relating to human and animal study participants, and compliance with any copyright requirements of third parties. This journal is a member of the Committee on Publication Ethics (COPE).

Published by Libertas Academica. Learn more about this journal.

## Introduction

The presence of heavy metals has become a major problem in today's world due to its direct effect on living organisms, be it flora or fauna or even human beings. If present in quantities above a certain permissible limit, they can cause various short and long-term harmful effects, such as shortness of breath, coughing, and wheezing leading to gastrointestinal effects, such as abdominal pain, vomiting, hemorrhage, and neurological effects. Cr(VI) can also act as a carcinogen.<sup>1,2</sup> Environmental standards are being set, so that there is a proper check on the amount of heavy metals being discharged into the water bodies and a rigorous control is being monitored on the industrial output. Chromium is widely used in electroplating, leather tanning, metal finishing, and chromate preparation. Chromium exists in mainly two states, Cr(III) and Cr(VI), of which the concentration of the latter is of greater concern, as it is more toxic and its maximum permissible level in drinking water is ~0.1 mg/L as per Indian standard specifications as well as Environmental Protection Agency. Chromium generally reaches the water bodies through effluents from industries, such as paints, inks, electroplating, metal finishing, and leather tanning.

Various methods have been employed for the removal of Cr(VI) from aqueous bodies, such as chemical oxidation and reduction, membrane separation, liquid extraction, carbon adsorption, ion exchange, electrolytic treatment,

electroprecipitation, coagulation, flotation, evaporation, crystallization, ultrafiltration, and electro dialysis.<sup>3–5</sup> These methods have varying effects and economic considerations. Chemical precipitation, reverse osmosis, and filtration techniques cannot be used for trace analysis, while some of the methods are not economically feasible for large-scale industrial use due to high cost.<sup>6</sup> Thus, there is a need to find other low cost, naturally available adsorbents, so that the toxic metal ions can be effectively removed even at trace levels. Activated carbon has been used as an adsorbent for the removal of chromium, but it is readily soluble under extreme pH conditions and also not cost-effective.<sup>7</sup> Other alternative materials such as carbon fly ash,<sup>8</sup> cork waste,<sup>9</sup> bagasse fly ash,<sup>10</sup> groundnut shell,<sup>11</sup> coconut,<sup>12</sup> neem leaves,<sup>13</sup> papaya seeds,<sup>14</sup> rice husk,<sup>15</sup> and banana peel<sup>16</sup> have also been investigated. The materials are waste products from industries and act as natural adsorbents. Under optimum conditions, they can exhibit up to 99% recovery of chromium. These adsorbents are easily available, economic, and show high adsorption efficiency, and thus are more effective in the removal of heavy metals.

Recent methods reported for the removal of Cr(VI) are based on the use of composites,<sup>17</sup> metal oxide photocatalysts,<sup>18</sup> nanoparticles,<sup>19</sup> etc.

*Camellia sinensis* is a species of plant whose leaves and leaf buds are used to produce a popular beverage called tea. Recent medical research on tea has shown that it has various



health benefits such as anticancer potential, lowering of cholesterol level, antibacterial, anti-inflammatory properties and also helps in weight loss. This is considered to be due to a high level of catechins, which acts as an antioxidant. Approximately 715,000 tonnes of tea is produced in India every year, which is 27.4% of the total world production and thus makes it one of the leading producers of tea in the world, after China. Once tea is prepared, even at the domestic level, the leaves are then discarded and considered as waste. India has a population, where there are avid tea lovers (an average of half a cup daily on per capita basis), where a lot of tea leaves are generated as waste. Green tea is made from leaves, which have undergone minimal oxidation during the processing. They are unfermented leaves that are pale in color and slightly bitter in flavor. It originated in China. It acts as a raw material for extracts used in various beverages, health foods, dietary supplements, and cosmetic items. The flavonoid content of green tea is higher than in those items considered to be health contributing in nature. Tea leaves act as natural adsorbents and have the capacity to adsorb a number of heavy metal ions.<sup>20</sup>

This study deals with the use of waste green tea leaves as natural adsorbents by optimizing various parameters such as pH, concentration of adsorbate, concentration of adsorbent, temperature, and contact time. Based on these studies, the adsorption isotherms have been studied along with the kinetic and thermodynamic parameters.

## Materials and Methods

**Preparation of adsorbent.** The used green tea leaves were obtained after consumption of tea. Milk, sugar, and other impurities were removed by washing a number of times with distilled water. This was then washed with hot water until a colorless filtrate was obtained. The decolorized and cleaned tea waste was dried in an oven at 105°C. About five cycles of washing was required. After drying, the tea leaves were crushed and used in the further adsorption experiments without further modification. Since the adsorption studies were carried out at room temperature (25 ± 1°C), no remarkable interfering color was observed. The dried and crushed tea leaves were stored in polythene bags.

**Characterization of tea waste.** The standard procedure was used to determine the physicochemical characteristics of tea leaves. The percentage moisture, ash content, and fixed carbon were found to be 5.17%, 4.58%, and 19.54%, respectively.

**Batch adsorption studies.** A stock solution containing 1000 mL/L of Cr(VI) was prepared using potassium dichromate (K<sub>2</sub>Cr<sub>2</sub>O<sub>7</sub>) in distilled water. All the chemicals used were of analytical grade. The experiments were carried out in 250 mL flasks with a desired amount of adsorbent and Cr(VI) solution. These flasks were then agitated on a shaker at a fixed rpm agitation speed allowing time for equilibrium to be attained. The concentration of chromium was then determined using an ultraviolet visible spectrophotometer at 540 nm. The batch adsorption studies were carried out by

varying the experimental conditions such as contact time, adsorbent dosage, initial chromium concentration, and pH. The percentage chromium removal was calculated as:

$$\text{Chromium removal (\%)} = \frac{C_i - C_f}{C_i} \times 100$$

where  $C_i$  and  $C_f$  are the concentrations of Cr(VI) before and after the treatment.

The adsorption isotherm studies and kinetic studies were also carried out, and the calculations were performed to get the appropriate results, as well as the thermodynamic parameters were calculated. The interference of other metal ions was also studied.

## Results and Discussion

**Effect of adsorbent dosage.** The effect of the amount of adsorbent on the adsorption of Cr(VI) is shown in Figure 1. It was observed that the chromium removal efficiency increases with increase in the amount of adsorbent added, after which it becomes nearly constant with 0.8 g adsorbent.

After attaining the optimum percentage removal of 95%, it became more or less constant. This can be attributed to the fact that as we increase the adsorbent dosage, more binding sites will be vacant for the complexation of Cr(VI) and there will be an increase in the rate of adsorption. But there will be a very slow increase in the % removal after an optimum dose, which may be due to the equilibrium state between the adsorbate and adsorbent.<sup>21</sup> The screening effect of an external layer of a cell at high adsorbent dose blocks the binding sites from metal ions, and thus results in lower metal removal per unit adsorbent.<sup>22</sup>

**Effect of pH.** A given concentration of Cr(VI) ion solution was taken along with a fixed amount of sorbent and the pH was set from 1 to 10 using 0.5 M HNO<sub>3</sub> and 0.1 M NaOH. The change in pH was as observed in Figure 2. The maximum adsorption was observed at pH 2.

At lower pH values, chromium ions are found in the form of HCrO<sub>4</sub><sup>-</sup>, while at higher pH values, it exists in different

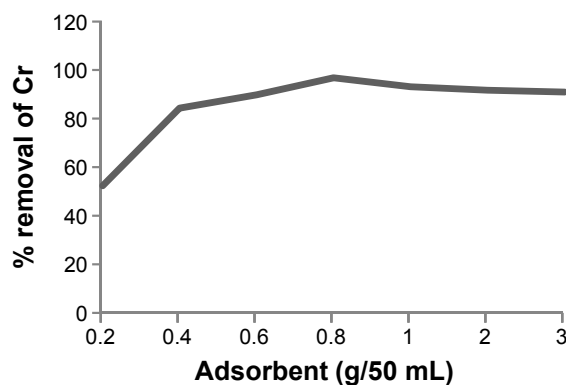


Figure 1. Effect of adsorbent dosage.

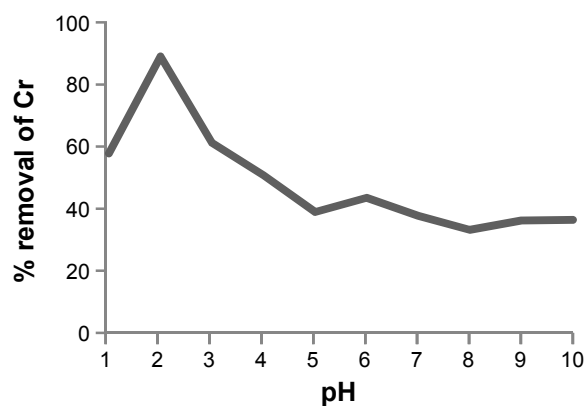


Figure 2. Effect of pH.

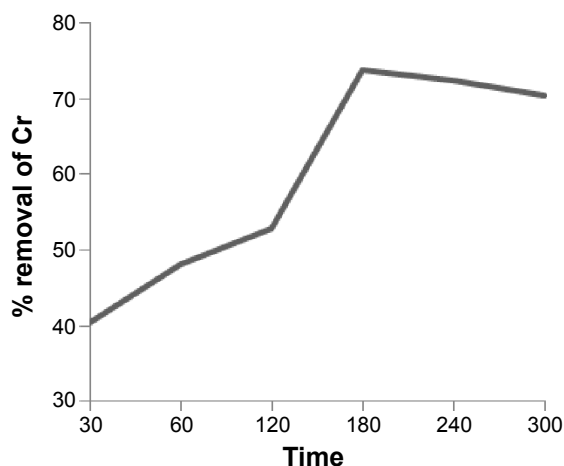
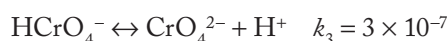
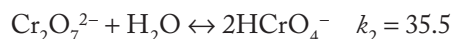


Figure 3. Effect of contact time.

forms like  $\text{Cr}_2\text{O}_7^{2-}$ ,  $\text{Cr}_3\text{O}_{10}^{2-}$ , and  $\text{HCrO}_4^-$ . But  $\text{HCrO}_4^-$  is the dominant species at pH 2. When pH increases, the equilibrium shifts from  $\text{HCrO}_4^-$  to  $\text{Cr}_2\text{O}_7^{2-}$  and  $\text{CrO}_4^{2-}$ .<sup>23</sup> At lower pH values, the adsorbent surface would be surrounded by hydronium ions. This may increase the interaction of Cr(VI) with binding sites of the biosorbent with greater force. But as the pH increases, the total surface charge becomes negative on the biosorbents and therefore adsorption decreases.<sup>24</sup> The equilibrium for Cr(VI) anions that are present in aqueous solution can be written as:<sup>25</sup>



pH values of  $>6$  was not significant for the adsorption of Cr(VI) due to dual complexation of  $\text{CrO}_4^{2-}$ ,  $\text{Cr}_2\text{O}_7^{2-}$ , and  $\text{OH}^-$  anions, which gets adsorbed at the surface and  $\text{OH}^-$  predominates among them.

The adsorption of anions is favored at  $\text{pH} < \text{pH}_{\text{pzc}}$ . The zero point of charge was found to be 4.1.

**Effect of contact time.** The time of contact of the adsorbent with the Cr(VI) ions was changed from 30 to 300 minutes, and the variation observed is as shown in Figure 3. It was observed that as the time increased, the amount of chromium that is adsorbed by the sorbent increases, but after ~180 minutes, the solution attains equilibrium.

The adsorption process involves two stages. The first adsorption stage was fast, whereas the next stage was a slower adsorption process. This can be explained as follows: in the starting phase, large number of vacant sites may be present, which led to fast adsorption, but afterward, it slows down as the vacant sites may be exhausted. This was due to repulsion between the solute molecules and bulk phase.<sup>26</sup>

**Effect of Cr(VI) ion concentration.** Varying concentrations of 5–500 mg/L of Cr(VI) was taken and keeping the adsorbent dosage fixed, the effect is as given in Figure 4.

It was observed that the adsorption of Cr(VI) increases as the metal ion concentration increases. At lower concentrations,

all the metal ions interact with the binding sites, and thus gives the maximum adsorption at low concentration. But at higher concentrations, metal ions will look for free binding sites, but due to lack of binding sites for complexation, the adsorption lowers at greater concentrations. This is represented graphically as the percentage removal of Cr(VI) decreases with increase in concentration.

**Effect of temperature.** The variation in adsorption of Cr(VI) ions was studied at three different temperatures (25°C, 40°C, and 50°C). As the temperature increased, the percentage of recovery also increased with a maximum of 90% at 50°C, thus indicating that the adsorption process is a chemisorption process.

**Adsorption isotherms.** The Langmuir and Freundlich isotherms were obtained as given in Figure 5A and B, respectively.

The linearity was greater in the case of Freundlich isotherm than in Langmuir (Table 1).

**Kinetic studies.** The pseudo-first- and pseudo-second-order kinetics were studied and the graphs obtained are as given in Figure 6A and B and Table 2, respectively.

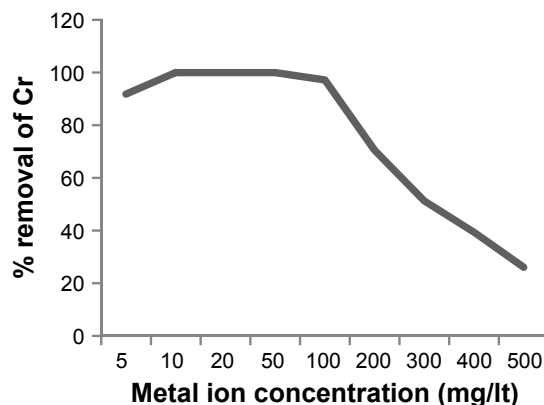


Figure 4. Effect of Cr(VI) ion concentration.

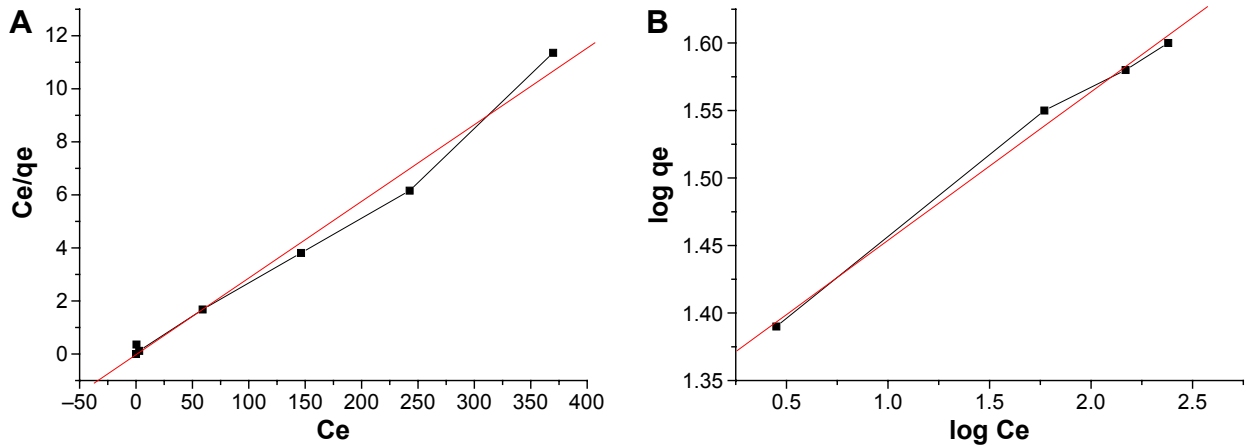


Figure 5. (A) Langmuir adsorption isotherm. (B) Freundlich adsorption isotherm.

Table 1. Linear regression data for Langmuir and Freundlich isotherms.

S NO	NATURAL ADSORBENT	LANGMUIR ISOTHERM			FREUNDLICH ISOTHERM		
		R <sup>2</sup>	q <sub>m</sub> (mg/g)	K <sub>L</sub> (L/mg)	R <sup>2</sup>	n	K <sub>f</sub>
1	Green tea leaves	0.9940	34.59	1.066	0.9967	9.09	22.02

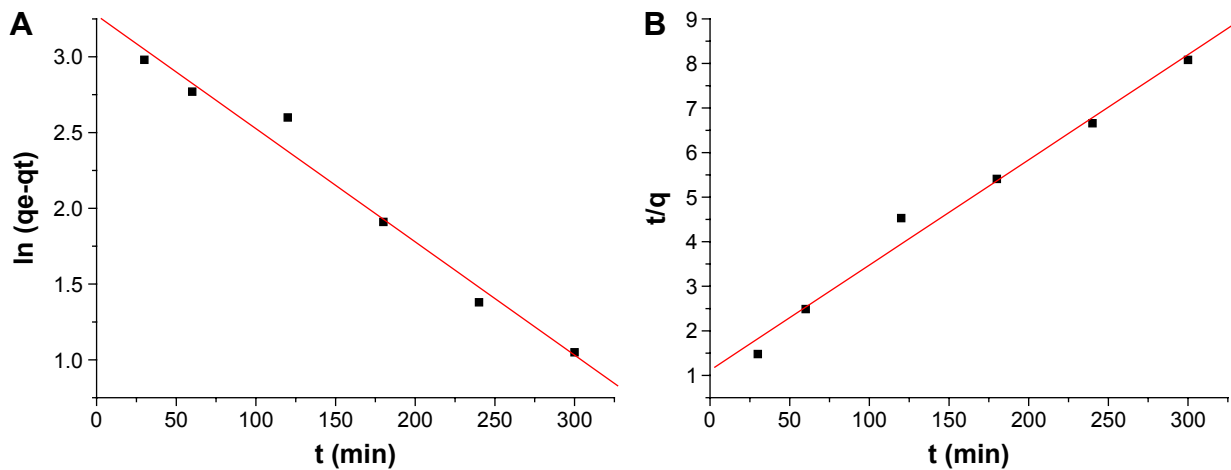


Figure 6. (A) Pseudo-first-order adsorption kinetics. (B) Pseudo-second-order adsorption kinetics.

Table 2. Linear regression data for pseudo first and pseudo-second-order kinetics.

S NO	NATURAL ADSORBENT	PSEUDO FIRST ORDER KINETICS			PSEUDO SECOND ORDER KINETICS		
		R <sup>2</sup>	K <sub>ad</sub>	q <sub>e</sub>	R <sup>2</sup>	q <sub>e</sub>	K <sub>ad</sub>
1	Green tea leaves	0.9891	0.0074	26.39	0.9921	42.37	4.99 × 10 <sup>-4</sup>

Table 3. Thermodynamic parameters.

ADSORBENT	TEMPERATURE (K)	ΔG° (kJ/mol)	ΔH° (kJ/mol)	ΔS° (kJ/mol)
Green tea leaves	298	-3.69	-41.009	0.125
	313	-1.37		
	323	-0.62		



**Effect of other metal ions.** The presence of other metal ions such as  $Zn^{2+}$ ,  $Ni^{2+}$ ,  $Cd^{2+}$ ,  $Cu^{2+}$ , and  $Fe^{2+}$ , which are commonly found in polluted water samples was studied. Ions such as  $Zn^{2+}$  and  $Cd^{2+}$  were found to increase the percentage adsorption of Cr(VI) ions, while ions such as  $Ni^{2+}$ ,  $Cu^{2+}$ , and  $Fe^{2+}$  decreased the amount adsorbed. The increase in adsorption can be attributed to the increase in surface area, due to the other ions getting adsorbed and the decrease could be due to the competition for the adsorption sites available on the adsorbent being used. No specific trend was observed for particular metal ions.

**Thermodynamics parameters.** The thermodynamic quantities such as  $\Delta G^\circ$ ,  $\Delta H^\circ$ , and  $\Delta S^\circ$  were calculated as shown in Table 3. Adsorption is an exothermic process and if  $\Delta G$  is negative, the reaction is spontaneous.  $\Delta S$  being positive indicates that there is an increase in the randomness of the system, that is, at the solid–solution interface, the affinity of Cr(VI) for the adsorbent is high.  $\Delta H$  being negative indicates that the reaction is exothermic and there is a strong bonding between chromium and the adsorbent. While the increase in adsorption with increase in temperature may be due to the fact that at lower temperatures the kinetic energy of  $Cr_2O_7^{2-}$  is low and the contact between  $Cr_2O_7^{2-}$  and the active site is insufficient. As temperature increases, kinetic energy increases and thus there is a higher attraction potential.

**Regeneration and reusability of the adsorbent.** Desorption studies were carried out with various solvents, namely, NaOH, NaCl, HCl, and  $HNO_3$ , of a known concentration of 0.1 N. The desorption efficiency decreased with the increasing number of cycles due to decrease in adsorption capacity. It was observed that 0.1 N HCl was an efficient desorbent. The batch adsorption method has been compared with the column method and nearly similar results were obtained. Depending on the application, at the industrial level, taking cost and other factors into consideration, the method can be used.

## Conclusion

From this study, it can be concluded that green tea leaves are a very effective adsorbent for the removal of Cr(VI) ions from a given water sample. It gave a maximum adsorption at pH 2 with a contact time of 180 minutes and adsorbent dosage of 0.8 g/L. The maximum percentage removal of Cr(VI) was found to be 99%. Adsorption studies show that the Freundlich model fits better than the Langmuir model for the experimental data. The pseudo-second-order kinetic adsorption model was applicable. Thermodynamic values showed that the process was spontaneous and exothermic.

## Acknowledgments

The authors are thankful to Amity University for providing the required infrastructure and facilities for carrying out this study.

## Author Contributions

Conceived and designed the experiments: CJ. Analyzed the data: AG. Wrote the first draft of the manuscript: CJ.

Contributed to the writing of the manuscript: CJ. Agreed with manuscript results and conclusions: AG. Jointly developed the structure and arguments for the paper: CJ and AG. Made critical revisions and approved the final version: CJ. All the authors reviewed and approved the final manuscript.

## REFERENCES

1. Agency for Toxic Substances and Disease Registry (ATSDR). *Toxicological Profile for Chromium*. Atlanta, GA: U.S. Public Health Service, U.S. Department of Health and Human Services; 1998.
2. U.S. Environmental Protection Agency. *Toxicological Review of Hexavalent Chromium*. Washington DC: National Centre for Environmental Assessment, Office of Research and Development; 1998.
3. Oslad M, Aroua MK, Daud WAW, et al. Removal of hexavalent chromium-contaminated water and waste water: a review. *Water Air Soil Pollut*. 2009;200:59–77.
4. Selvaraj K, Manonmani S, Pattabhi S. Removal of hexavalent chromium using distillery sludge. *Bioresour Technol*. 2003;89(2):207–211.
5. Mohan D, Pittman CU Jr. Activated carbon and low cost adsorbents for remediation of tri and hexavalent chromium for water. *J Hazard Mater*. 2006;137:762–811.
6. Muhammad N, Jeremy P, Michael P, et al. Sanitation and water for all. *24th WEDC Conference*. Islamabad: 1998:346–349.
7. Vasanthy M, Sangeetha M, Kalaiselvi R. A comparative study on the chromium removal efficiency of fly ash and commercial activated carbon. *J Ind Pollut Control*. 2004;20:37–44.
8. Rao S, Lade HS, Kadam TA, et al. Removal of chromium from tannery industry effluents with activated carbon and fly ash adsorbents. *J Environ Sci Eng*. 2007;49(4):255–258.
9. Sfaksi Z, Azzouz N, Abdelwahab A. Removal of Cr(VI) from water by cork waste. *Arabian J Chem*. 2014;7:37–42.
10. Gupta VK, Mohan D, Sharma S, et al. Removal of chromium (VI) from electroplating industry waste water using bagasse fly ash – a sugar industry waste material. *Environmentalist*. 1999;19:129–136.
11. Choudhary TR, Amin MN, Quraishi SB, et al. Adsorption, desorption and kinetic study on hexavalent chromium removal from aqueous solution using groundnut shell. *Res J Eng Appl Sci*. 2014;3(1):1–6.
12. Gupta A, Yadav R, Devi P. Removal of hexavalent chromium using activated coconut shell and activated coconut coir as low cost adsorbent. *IIOAB J*. 2011;2(3):8–12.
13. Pandhram P, Nimbalkar S. Adsorption of chromium from industrial waste water by using neem leaves as a low cost adsorbent. *Int J Chem Phys Sci*. 2013;2:149–158.
14. Krishna HR, Swamy AVVS. Investigation on the adsorption of hexavalent chromium from the aqueous solutions using powder of papaya seeds as a sorbent. *Int J Environ Sci Res*. 2012;2(1):119–125.
15. Ahmed I, Attar SJ, Parande MG. Removal of hexavalent chromium (Cr(VI)) from industrial wastewater by using biomass adsorbent (rice husk carbon). *Int J Adv Eng Stud*. 2012;1(2):92–94.
16. Al-Azzawi MNA, Shartooh SM, Kal-Hiyaly SA. The removal of zinc, chromium and nickel from industrial waste water using banana peels. *Iraqi J Sci*. 2013;54(1):72–81.
17. Fida H, Guo S, Zhang G. Preparation and characterization of bifunctional Ti-Fe kaolinite composite for Cr(VI) removal. *J Colloid Interface Sci*. 2015;442:30–38.
18. Cheng Q, Wang C, Doudrick K, et al. Hexavalent chromium removal using metal oxide photocatalysts. *Appl Catal B Environ*. 2015;176–177:740–748.
19. Gao H, Lv S, Dou J, et al. The efficient adsorption removal of Cr(VI) by using  $Fe_3O_4$  nanoparticles hybridized with carbonaceous materials. *RSC Adv*. 2015;5:60033–60040.
20. Reich E, Schibil A, Widmer V, et al. HPTLC methods for identification of green tea and green tea extract. *J Liq Chromatogr Relat Tech*. 2006;29(14):2141–2151.
21. Rao M, Parvate AV, Bhole AG. Process development for removal of copper and lead from aqueous solution by low cost material. *J Environ Pollut*. 2002;22(1):17–25.
22. Bishnoi NR, Pant A, Garima. Biosorption of Cu(II) from aqueous solution using algal biomass. *J Sci Ind Res*. 2004;63:813–816.
23. Bansal M, Garg U, Singh D, et al. Removal of Cr(VI) from aqueous solutions using pre consumer processing agricultural waste. *J Hazard Mater*. 2009;162(1):312–320.
24. Malkoc E, Nuhoglu Y, Abali Y. Cr(VI) by waste acorn *Quercus ithaburensis* in fixed beds: prediction of breakthrough curves. *Chem Eng J*. 2006;119(1):61–68.
25. Miretzky P, Cirelli AF. Cr(III) and Cr(VI) removal from aqueous solution by raw and modified lignocellulosic material: a review. *J Hazard Mater*. 2010;180:1–19.



26. Qaiser S, Saleemi AR, Umar M. Biosorption of lead from aqueous solution by ficus religiosa leaves. Batch and column study. *J Hazard Mater.* 2009; 166(2-3):998-1005.
27. Weng C, Lin Y, Chen Y, et al. Spent green tea leaves for decolourisation of raw textile industry waste water. *Color Technol.* 2013;129(4):298-304.
28. Muhammad A, Khan MA, Farooq U, et al. Carbonized green tea dredge, a potential adsorbent for removal of remazol brilliant yellow dye. *J Mater Environ Sci.* 2012;3(1):149-156.
29. Wrobel K, Wrobel K, Urbina EMC. Determination of total aluminum, chromium, copper, iron, manganese, and nickel and their fractions leached to the infusions of black tea, green tea, *Hibiscus sabdariffa*, and *Ilex paraguariensis*(mate) by ETA-AAS. *Biol Trace Elem Res.* 2000;79(1):271-280.



## Supplementary Material

**Supplementary Table 1.** Efficiency of tea leaves reported in literature.

S NO	ADSORBENT	CAPACITY	REFERENCE
1	Green tea leaf powder waste	775 ADMI/g	Weng et al, 2013
2	Carbonized green tea dredge	85%	A Muhammed et al, 2012
3	Green tea	919 ± 29 µg/g	Wrobel K et al, 2000