



## **Primulina dongguanica F. Wen, Y. G. Wei & R. Q. Luo (Gesneriaceae), a New Species from South China**

Authors: Wen, Fang, and Wei, Yi-Gang

Source: Candollea, 69(1) : 9-19

Published By: The Conservatory and Botanical Garden of the City of Geneva (CJBG)

URL: <https://doi.org/10.15553/c2014v691a2>

---

BioOne Complete ([complete.BioOne.org](https://complete.BioOne.org)) is a full-text database of 200 subscribed and open-access titles in the biological, ecological, and environmental sciences published by nonprofit societies, associations, museums, institutions, and presses.

Your use of this PDF, the BioOne Complete website, and all posted and associated content indicates your acceptance of BioOne's Terms of Use, available at [www.bioone.org/terms-of-use](http://www.bioone.org/terms-of-use).

Usage of BioOne Complete content is strictly limited to personal, educational, and non - commercial use. Commercial inquiries or rights and permissions requests should be directed to the individual publisher as copyright holder.

---

BioOne sees sustainable scholarly publishing as an inherently collaborative enterprise connecting authors, nonprofit publishers, academic institutions, research libraries, and research funders in the common goal of maximizing access to critical research.

# Primulina dongguanica F. Wen, Y. G. Wei & R. Q. Luo (Gesneriaceae), a new species from South China

Fang Wen & Yi-Gang Wei

## Abstract

WEN, F. & Y.-G. WEI (2014). *Primulina dongguanica* F. Wen, Y. G. Wei & R. Q. Luo (Gesneriaceae), a new species from South China. *Candollea* 69: 9-19. In English, English and French abstracts.

A new species, *Primulina dongguanica* F. Wen, Y. G. Wei & R. Q. Luo (Gesneriaceae) is described and illustrated from Dongguan city, Guangdong province, S China. The species grows in crevices of granite within subtropical evergreen broad-leaved forests or shrubby vegetation in the Yinpingzui nature reserve. *Primulina dongguanica* differs from other species in the genus occurring in Guangdong province, China. Despite sharing some morphologically characters with *Primulina eburnea* (Hance) Y. Z. Wang, *Primulina dryas* (Dunn) Mich. Möller & A. Weber, *Primulina napoensis* (Z. Y. Li) Mich. Möller & A. Weber and *Primulina spec. nov.*, several features allow its recognition. It is an endemic species confined to the Yinpingzui nature reserve. Its conservation status is also presented.

## Key-words

GESNERIACEAE – *Primulina* – China – Taxonomy

## Résumé

WEN, F. & Y.-G. WIE (2014). *Primulina dongguanica* F. Wen, Y. G. Wei & R. Q. Luo (Gesneriaceae), une nouvelle espèce du Sud de la Chine. *Candollea* 69: 9-19. En anglais, résumés anglais et français.

Une nouvelle espèce, *Primulina dongguanica* F. Wen, Y. G. Wei & R. Q. Luo (Gesneriaceae) est décrite et illustrée de la ville de Dongguan de la province de Guangdong en Chine du Sud. Cette espèce pousse dans les crevasses de granite, dans la forêt de feuillus subtropicale sempervirente ou dans la végétation buissonnante de la réserve naturelle de Yinpingzui. *Primulina dongguanica* diffère des espèces du même genre qui sont répertoriées pour la province du Guangdong en Chine. Quoique morphologiquement proche de *Primulina eburnea* (Hance) Y. Z. Wang, *Primulina dryas* (Dunn) Mich. Möller & A. Weber, *Primulina napoensis* (Z. Y. Li) Mich. Möller & A. Weber et *Primulina spec. nov.*, elle s'en distingue au travers de plusieurs caractères distinctifs. C'est une espèce endémique de la réserve naturelle de Yinpingzui. Son statut de conservation est présenté.

Addresses of the authors: Guangxi Key Laboratory of Functional Phytochemicals Research, Guilin Botanic Garden, Guangxi / Institute of Botany, Yanshan District, Guilin, CN-541006, Guangxi, China. Email (FW): [wenfang760608@139.com](mailto:wenfang760608@139.com)

Submitted on February 11, 2013. Accepted on December 24, 2013.

Edited by P. Bungener & A. Chautems

ISSN: 0373-2967 – Online ISSN: 2235-3658 – *Candollea* 69(1): 9-19 (2014)

© CONSERVATOIRE ET JARDIN BOTANIQUES DE GENÈVE 2014

## Introduction

Until recently, *Chirita* D. Don (DON, 1822) was one of the largest genera of Asian *Gesneriaceae*, consisting of over 150 species (LI & MÖLLER, 2009), with a distribution in South China, Indo-China Peninsula, Malay Peninsula, Indonesia, Nepal, Burma, Bhutan, India (WOOD, 1974; LI & WANG, 2004). The genus had been classified into four sections, sect. *Chirita* D. Don, sect. *Microchirita* Clarke, sect. *Gibbosaccus* Clarke and sect. *Liebigia* (Endl.) C. B. Clarke (WOOD, 1974; WANG, 1981; WANG & al., 1990, 1998; HILLIARD, 2004; LI & WANG, 2004). Based on molecular evidence (LI & WANG, 2007; MÖLLER & al., 2009, 2011), all species of the previous *Chirita* sect. *Gibbosaccus*, all species of the genus *Chiritopsis* W. T. Wang (WANG, 1981), and two species of *Wentsaiboaea* D. Fang & D. H. Qin, *W. renifolia* D. Fang & D. H. Qin (LI & WANG, 2004) and *W. luochengensis* Yan Liu & W. B. Xu (LIU & al., 2010), were formally merged into the previously monotypic genus *Primulina* Hance, to include more than 130 species (WEBER & al., 2011; WANG & al., 2011).

Ru-Quan Luo, found a population of *Primulina*-like plants in Dongguan city, Guangdong in 2009 (Luo, pers. comm.). He collected specimens, took photographs and sent this material to us for identification. After consulting the relevant literature (e.g. WANG & al., 1990, 1998; LI & WANG, 2004; WEI & al., 2010; LI & al., 2012; WEN & al., 2012a, 2012b, 2012c, 2012d) and herbarium specimens from CDBI, IBK, PE, KUN, IBSC, HITBC, HIB, HN, VNM, we found the newly collected plants to be similar to a widespread species, *P. eburnea* (Hance) Y. Z. Wang and other three endemic ones, *P. dryas* (Dunn) Mich. Möller & A. Weber, *P. napoensis* (Z. Y. Li) Mich. Möller & A. Weber and a new species not yet described, *P. spec. nov.* However we can easily distinguish them by several characters, and the newly collected plant is described as a new species, illustrated here, and its conservation status and geographical origin presented. The plant is included, with photographs, in WEI & al. (2010).

## Material and methods

This study is based on research in the field, and measurements of both fresh and dried specimens were gathered. Material of the new species was examined under an Olympus CX41 microscope with 4 – 100 × Oil magnifications (Tokyo, Japan).

## Results

***Primulina dongguanica*** F. Wen, Y. G. Wei & R. Q. Luo, **spec. nova** (Fig. 1-2).

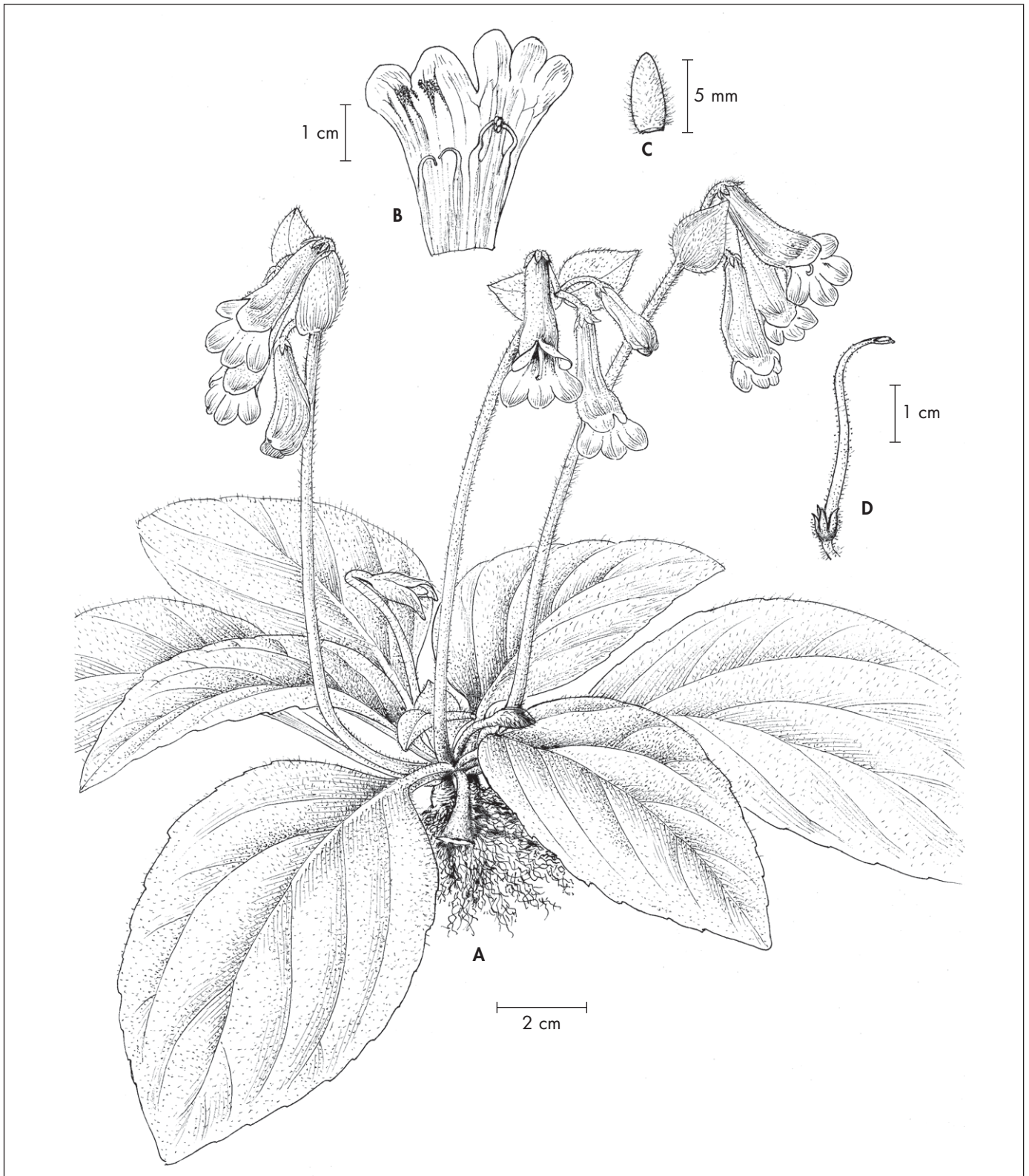
**Typus:** CHINA. **Guangdong:** Yinpingzui nature reserve in Dongguan city, grows in crevices of granite cliffs under subtropical evergreen broad-leaved forests and shrubs, ca. 276 m, 22°53'N, 114°14'E, 3.VIII.2009, *Fang Wen 100803* (holo-: IBK!; iso-: IBK!).

*A Primulina eburnea*, *P. dryas*, *P. napoensis* et *P. spec. nov.* differt bractis rhombiformis, sub angulo ca. 45° abientibus, calyx lobis late lanceolatis, corolla 4.5-5.5 cm longa, filamentis ca. 20 mm longis, pistillo 3.5-4.2 cm longo, dense villosa, eglandulata.

*Perennial* herbs. Short somewhat succulent *stems*, 1-1.5 cm long, 1.1-1.2 cm in diameter, internodes indistinct. *Leaves* 6-10, basal or in whorls of three arranged at the top of stem; leaf lamina fleshy chartaceous, ovate-elliptic, 7-15 × 6-10.5 cm, base slightly oblique or symmetrical, broadly cuneate to cordate, margin irregularly obtuse-serrate, apex acute, sparsely strigose on both sides, 3-4-nerved on each side; petiole compressed, 2.5-6.5 × 0.7-1 cm, pubescent and sparsely strigose. *Cymes* axillary, 3-5 or more, 3-5-flowered or more; peduncle 10.5-16 cm long, 1.7-2.3 mm in diameter, densely erectly long pubescent; bracts 2, opposite, rhombic, 2.1-4.5 × 1.2-1.6 cm, pubescent outside, nearly glabrous inside, positioned at ca. 45° angle, margin entire, apex acute; pedicel 8-17.5 mm long, densely long pubescent. *Pedicel* 1.2-2.2 cm, puberulent and glandular puberulent. *Calyx* 5-parted to the base, lobes equal, broadly lanceolate, ca. 5 × 1.8-2.2 mm, pubescent outside, nearly glabrous inside. *Corolla* 4.5-5.5 cm long, orifice 9-1.1 mm in diameter, purple, lilac or fuchsia, the colour of the throat pale purple with two yellowish brown stripes, tubular, the upper part of the interior of the corolla with two dark brown stripes; interior yellowish brown, tube swollen, outer side densely erect-pubescent, inner glabrous; limb distinctly 2-lipped, adaxial lip 2-parted to the middle, lobe ca. 1 cm long, triangular; abaxial lip 3-parted to the base, lobes oblong, 1.2-1.3 cm long. *Stamens* 2, adnate to ca. 2.3 cm above the corolla base; anthers reniform, ca. 5 mm long, slightly constricted at the middle, glabrous; filaments ca. 2 cm long, pubescent, geniculate at the middle; staminodes 2 with broad base, gradually narrowed to apex, curved in upper part, apex capitate, 8-9 mm long, glabrous; disc annular, brown, ca. 1 mm high. *Pistil* 3.5-4.2 cm long, densely pubescent, eglandular; ovary linear; style 4-5 mm long. *Stigma* 2-lobed, 2.5-3 mm long. *Capsule* and seeds not seen.

*Etymology.* – The specific epithet is derived from the type locality, Dongguan City, Guangdong.

*Phenology.* – Flowering in August.



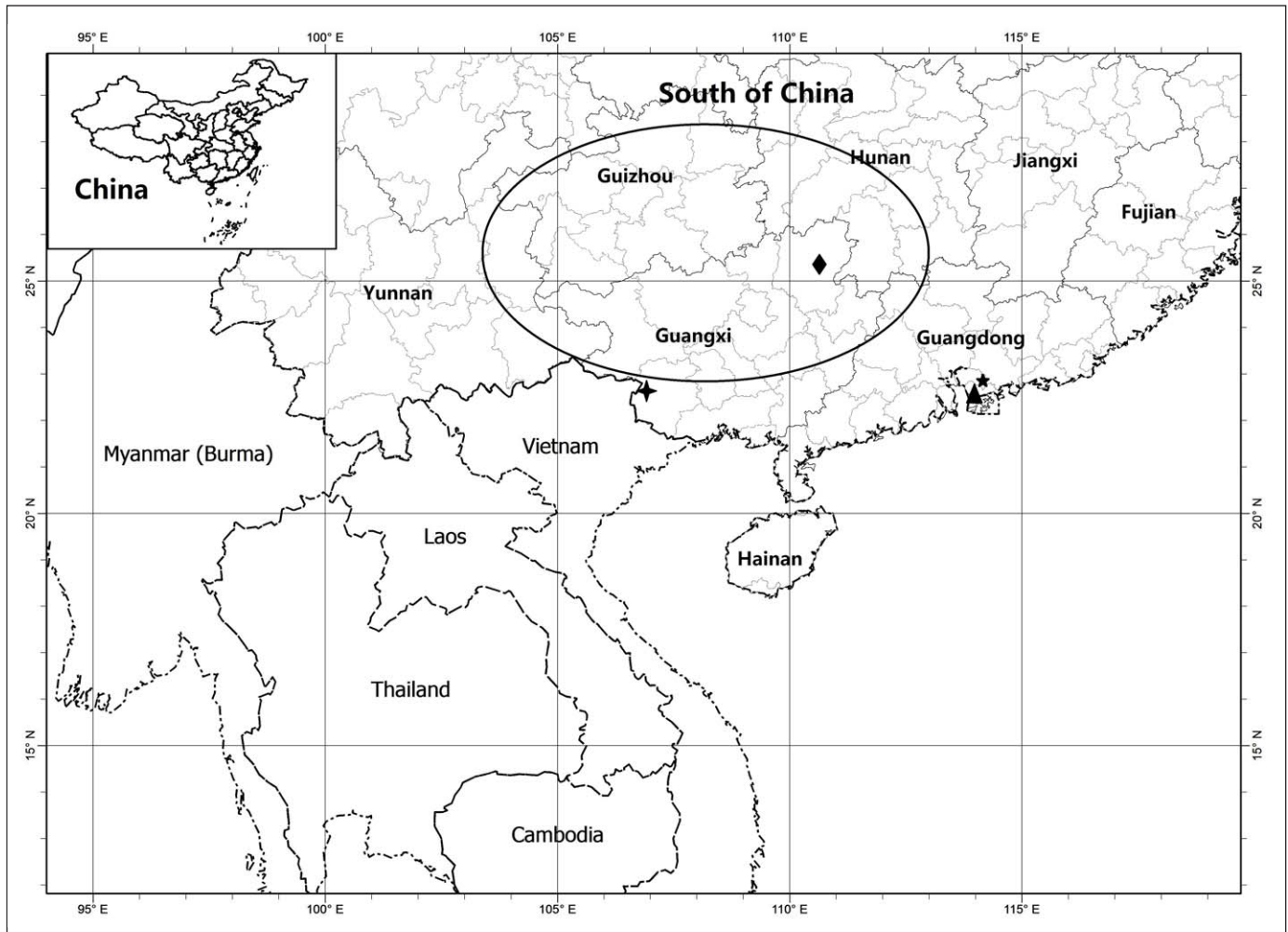
**Fig. 1.** – *Primulina dongguanica* F. Wen, Y. G. Wei & R. Q. Luo. **A.** Habit; **B.** Opened corolla with stamens and staminodes; **C.** One calyx lobe; **D.** Calyx and pistil.

[Fang Wen 100803, IBK] [Drawing: Wen-Hong Lin]



**Fig. 2.** – *Primulina dongguanica* F. Wen, Y. G. Wei & R. Q. Luo. **A.** Natural hillside habitat; **B.** Natural habitat; **C.** Plant in natural habitat; **D.** Plant with cymes and flowers in cultivation; **E.** Frontal view of cyme and flowers; **F.** Anatomical dissections of the cyme, showing bracts, pistil and opened corolla; **G.** Lateral view of flower, calyx and pistil; **H.** Adaxial and abaxial views of calyx lobes.

[D-H: Fang Wen 100803, IBK] [Photos: A-C: Fang Wen; D-E: Shi-Liang Mo; F-H: Wen-Hong Lin]



**Fig. 3.** – Distribution of *Primulina dongguanica* F. Wen, Y. G. Wei & R. Q. Luo (★), *P. eburnea* (Hance) Y. Z. Wang (in the elliptical area), *P. dryas* (Dunn) Mich. Möller & A. Weber (▲), *P. napoensis* (Z. Y. Li) Mich. Möller & A. Weber (◆) and *P. spec. nov.* (◆) in China.

**Distribution and habitat.** – *Primulina dongguanica* only grows on a mountainside in the Yinpingzui nature reserve, Guangdong (Dongguan) of China (Fig. 3), at an altitude of 276 m. All plants are growing in damp and dark crevices of granite cliffs near a stream.

**Conservation.** – The only known population is located near a road, and human activities can potentially jeopardize the existence of this species. In WEI & al. (2010), we had assigned the IUCN Category EN B2b (ii, iii, iv). Recently, in November 2012, we revisited the type locality again, and found to our surprise the site destroyed due to road building work. Less than 50 individuals only survived. According to IUCN red list categories (IUCN, 2001: 16-18; PULLIN, 2004), we therefore appraised *P. dongguanica* as Critically Endangered, CR B2ab (i, iii, v) + C2a (ii).

**Morphological relationships.** – *Primulina dongguanica* F. Wen, Y. G. Wei & R. Q. Luo is morphologically similar to *P. eburnea* (Hance) Y. Z. Wang (Fig. 4), *P. dryas* (Dunn) Mich. Möller & A. Weber (Fig. 5A-D), *P. napoensis* (Z. Y. Li) Mich. Möller & A. Weber (Fig. 5E-H) and *P. spec. nov.* (Fig. 6), but differs from above-mentioned species in bract morphology and position, calyx lobes shape, filament and pistil length and indumentum, and flowering time (Table 1).

Differences between the new species and its morphologically related species are shown in the following identification key:

1. Bracts large, positioned at a ca. 180-degree angle for the inflorescence..... 2
- 1a. Bracts stretched not at ca. 180-degree angle for the inflorescence ..... 3




Fig. 4. – *Primulina eburnea* (Hance) Y. Z. Wang. A. Plant in natural habitat; B. Plants with cymes and flower buds; C. Fully extended bracts and flower buds; D. Frontal view of flower; E. Lateral view of flower; F. Anthers and filaments.

[Photos: Fang Wen]

2. Bracts ovate to orbicular-ovate, ca. 45 × ca. 28 mm, margin entire ..... *P. eburnea*
- 2a. Bracts ovate to lanceolate, 10-40 × 4-16 mm, margin entire or crenulate to serrulate..... *P. dryas*
3. Calyx lobes, lanceolate-linear, corolla outer side densely puberulent and glandular puberulent..... 4
- 3a. Calyx lobes broadly lanceolate, corolla outer side densely erect-pubescent..... *P. dongguanica*
4. Corolla ca. 1.4 cm long, filaments ca. 4 mm long.....  
..... *P. napoensis*
- 4a. Corolla 3.5–4.5 cm long, ca. 11 mm long .....  
..... *P. spec. nov.*


*Material examined.* – *Primulina eburnea* (Hance) Y. Z. Wang. **CHINA. Chongqing:** Daya Xiongou, Huangjiaba, Pengshui County, 900 m, 27.V.1959, *Xishi 03146* (PE); Caizhuba, Jinfoshan, Nanchuan County, 1500 m, 28.VI.1978, *Plant & Geography Expedition 136* (PE); Jinfoshan, Nanchuan County, 1200 m, 5.VI.1935, *G. L. Qu 1148* (PE); Haokou, Wulong County, 760 m, 21.IV.2008, *Z. Y. Liu 182421* (PE); **Hubei:** Nanping, Badong County, ca. 1000 m, 21.VI.1939, *T. P. Wang 11055* (PE); Yaogou, Xinhua, Shennongjia, 27.VI.1967, *E Shennong plant Expedition 20433* (HIB); Nanjing Cave, Boyang, Lichuan, 18.V.1973, *11210* (HIB); **Hunan:** Niufen, Huilong, Xinning County, 280 m, 16.VIII.1985, *Y. B. Luo 3143* (PE); Diaoyukeng, Mangshan, Yizhang County, 600 m, 7.IX.2005, *B. Z. Xiao 4700, 4687* (PE); Mangshan, Yizhang County, 1.IV.1913, *B. Q. Zhong 700* (PE); **Guangdong:** Shiukwaan, 40 m, 7.IX.1921, *F. A. McChure 7042* (PE); Yangmei District, Yangshan County, 120 m, 26.X.1985, *Liangguang Team 0391* (PE); Dinghushan, Zhaoqing, 1.III.1980, *R. B. He 002, 003, 009, 014, 026, 031* (HENU); **Guizhou:** Guankou, Qinglong, Dejiang County, 900 m, 22.V.2003, *M. T. An 3767* (PE); Tsing-long,



**Fig. 5.** – *Primulina dryas* (Dunn) Mich. Möller & A. Weber and *P. napoensis* (Z. Y. Li) Mich. Möller & A. Weber. **A-D:** *P. dryas*. **A.** Habit; **B.** Cyme; **C.** Frontal view of flower and stigma; **D.** Capsule. **E-H:** *P. napoensis*. **E.** Habit; **F.** Cyme; **G.** Frontal view of flower; **H.** Stigma.

[Photos: **A-B, D-H:** Fang Wen; **C:** Peter Man]





**Fig. 6.** – *Primulina* spec. nov. **A.** Plant in natural habitat; **B.** Plants with cymes and flower; **C.** Cymes and lateral view of flowers; **D.** Bracts; **E.** Frontal view of flower; **F.** Capsules.

[Photos: Jian Li, Fang Wen and Xin Hong]

**Table 1.** – Main differences between *Primulina dongguanica* F. Wen, Y. G. Wei & R. Q. Luo and the morphologically similar species, *P. eburnea* (Hance) Y. Z. Wang, *P. dryas* (Dunn) Mich. Möller & A. Weber, *P. napaensis* (Z. Y. Li) Mich. Möller & A. Weber and *P. spec. nov.*

	<i>P. dongguanica</i>	<i>P. eburnea</i>	<i>P. dryas</i>	<i>P. napaensis</i>	<i>P. spec. nov.</i>
<b>Bracts</b>	rhombic, 2.125 × 12.16 mm, positioned at a ca. 45° angle when flowering, pubescent outside, nearly glabrous inside, margin entire	ovate to orbicular-ovate, ca. 4.5 × ca. 2.8 mm, densely puberulent outside, positioned at a ca. 180° angle when flowering, margin entire	ovate to lanceolate, 10.40 × 4.16 mm, pubescent to villous, margin entire or crenulate to serrulate, apex acute, positioned at a ca. 180° angle or reflexed when flowering, generally withered in florescence	narrowly oblong, 15.35 × ca. 3 mm, positioned at from ca. 120° angle to reflexed when flowering, puberulent outside, margin entire	ovate to orbicular-ovate, 15.20 × 8.12 mm, positioned at a ca. 120° angle when flowering, densely puberulent outside, glabrous inside, margin entire
<b>Calyx lobes [mm]</b>	broadly lanceolate, ca. 5 × 1.8-2.2	narrowly lanceolate, {3}7-10 × {1}2-2.5	lanceolate to narrowly ovate, 3-6 × 1-2.5	lanceolate-linear, 2.53 × 0.70-0.9	lanceolate-linear, 10-13 × 1-1.5
<b>Corolla size [mm]</b>	4.5-5.5	3-4.5	{2}2.7-4.6	ca. 1.4	3.5-4.5
<b>Indumentum of corolla</b>	outer side densely erect-pubescent, inner glabrous	outer side sparsely puberulent, inner glabrous	outer side sparsely pubescent to pilose, inner puberulent only on purple spot of adaxial lip	outside puberulent and glandular puberulent, inside glabrous	outer side densely puberulent and glandular puberulent, inner glabrous, but adaxial lobes base sparsely puberulent
<b>Size of corolla lip [mm]</b>	adaxial lip: ca. 10; abaxial lip: 12-13	adaxial lip: 5-9; abaxial lip: 12-18	adaxial lip: 4-6; abaxial lip: 7-15	adaxial lip: ca. 2; abaxial lip: ca. 5.5	adaxial lip: 8-10; abaxial lip: ca. 11 mm
<b>Filaments [mm]</b>	ca. 20	9-10	7-14	ca. 4	ca. 11
<b>Stamnodes</b>	2, 8-9 mm, sparsely puberulent	2, 4-6 mm, glabrous	2, 3-6 mm, puberulent	2, ca. 0.7 mm, glabrous	2, 5-6 mm long, densely glandular puberulent
<b>Pistil</b>	3.5-4.2 cm long, densely villous, eglandular	2.2-3 cm long, densely puberulent and glandular puberulent	1.8-2.5 cm long, puberulent to pilose and glandular pubescent	ca. 1.3 cm long, puberulent	2.2-2.5 cm long, densely puberulent and glandular puberulent
<b>Ovary length [mm]</b>	31-37	ca. 20	10-18	ca. 3	16-18
<b>Florescence</b>	August	April-May	May-June	May	July

San Tsingchen, 30.V.1936, *S. W. Teng 94003* (IBK); Fangzhushan, Xilin Garden, Yanshan, Lingui County, 28.V.1958, *H. F. Qin 701007* (HITBC); Dongjia, Luodian County, 6.V.1991, *Dian-Qian-Gui Flora Expedition 40236* (KUN); Hechi, 1.VI.1957, *Y. K. Li P01489* (WUK); **Guangxi**: limestone hills, Siqian, 19.VI.1953, *Guangxi Team 2692* (PE); Zhenhe, Lingui County, 19.V.1952, *C. F. Liang 30323* (IBK); Yanshan botanical garden, Lingui County, 9.IV.1956, *S. Q. Zhong A60267* (IBK); Shida, Nonggang, 12.X.1979, *Nonggang Expedition 11066* (IBK); **Jiangxi**: Xiazhuang, Yongfeng County, 7.VI.1982, *J. L. Wang & S. C. Zhang 82181* (LBG); Fanzhichang, Changpo, Nanfeng County, 1.IV.1965, *X. X. Yang etc. 650232* (WUK); **Sichuan**: Zhoujia, Xingwen County, 880 m, 17.V.1959, *Chuanjingzhi 0495* (PE); Zhoujia, Xingwen County, 1.V.1951, *Ecological Plant Expedition of Sichuan 0495* (CDBI); Huangni, Fenshui, Xuyong County, 1.V.1959, *Chuanjinglu 979* (CDBI); Yunnan: Tropical Botanic Garden, Menglun, Mengla County, Xishuangbanna, 21.IV.2003, *S. S. Zhou 802* (HITBC); Bajiao Jing, Badahe, Luoping County, 25.XI.1984, *Y. D. Yu, C. X. You & H. Sun 564* (KUN); **Zhejiang**: Yuhuangshan, Hangzhou, 50 m, 1.VII.1978, *C. Z. Zhu s.n.* (PE).

***P. napoensis*** (Z. Y. Li) Mich. Möller & A. Weber. **CHINA. Guangxi prov.**: Longhua, Napo County, 600 m, 12.V.1989, *Exped. Hongshuihe Inst. Bot. Austro-Sin Acad. Sin. 689* (PE, IBSC).

***P. dryas*** (Dunn) Mich. Möller & A. Weber. **CHINA. Hainan Prov.**: Qicha, Guangba, Dongfang, 27.XI.1956, *S. Q. Chen 11428, 11410* (KUN); **Hongkong**: Pine Groove, Taipo, 2.VIII.1970, *S. Y. Hu 10825* (PE); Ng Tung Chai, N.T., 1.VIII.1973, *K. Y. Chan 1154* (PE); Xinjie, 17.XII.1935, *H. Y. Chun 11124* (IBK); no detailed locality name, 19.VIII.1933, *H. Y. Chun 11124* (IBK); Lianhuashan, 2.X.1930, *N. J. Chun 41821* (IBK); **Guangdong**: Sanhoutian, Shenzhen, 320 m, 30.III.1997, *Shenzhen Expedition 66* (PE); Maoming, 13.VIII.1929, *Y. Jiang 2952* (IBK); Heishiding, Fengkai County, 1.XI.1980, *G. Q. Ding & L. Yu 6272* (CDBI); **Guangxi**: Tongluoshan, Cangwu County, 400 m, 24.VII.1956, *S. Q. Chun 10076* (IBK); Yuchongweidi, Jinxiu County, 10.XI.1958, *Y. C. Chen 1144* (IBK); **Guizhou**: Gouting, Luodian County, 13.IV.1959, *Qiannan Expedition 775* (KUN).

***P. spec. nov.*** **CHINA. Guangxi**: Baishi, Xingan County, Guilin, 495 m, 1.VII.2010, *F. Wen, J. Li & X. Hong 00177* (IBK; ANU).

## Acknowledgments

The authors are grateful to Prof. Fa-Nan Wei for checking the Latin diagnosis, Mr. Wen-Hong Lin for the drawings, and Mr. Mo Dou, Mr. Wei Guo for the revised French abstract. This study was supported by Science Research Foundation of Guangxi Institute of Botany (Guizhiye 11003), Director Fund project of Guangxi Key Laboratory of Functional Phytochemicals Research and Utilization (ZRJJ2012-9), the Guangxi Natural Science Foundation (2011GXNSFB018050), Science Research Foundation of Guangxi Academy of Sciences (no. 12YJ25ZW013) and West Light Foundation of The Chinese Academy of Sciences.

## References

- DON, D. (1822). Descriptions of two new genera of Nepal plants. *Edinburgh Philos. J.* 7: 82-86.
- HANCE, H. F. (1883). New Chinese Cyrtandreae. *J. Bot.* 21: 165-170.
- HILLIARD, O. M. (2004). A revision of *Chirita* sect. *Liebigia* (Gesneriaceae). *Edinburgh J. Bot.* 60: 361-387.
- IUCN (2001). *IUCN Red List Categories and Criteria: Version 3.1*. IUCN Species Survival Commission. IUCN.
- LI, J., Y. WANG, G. J. HUA & F. WEN (2012). *Primulina xiziae* sp. nov. (Gesneriaceae) from Zhejiang Province, China. *Nordic J. Bot.* 30: 77-81.
- LI, J. M. & M. MÖLLER (2009). *Chirita grandibracteata* (Gesneriaceae), a new species from Yunnan, China. *Ann. Bot. Fenn.* 46: 125-129.
- LI, J. M. & Y. Z. WANG (2007). Phylogenetic reconstruction among species of *Chiritopsis* and *Chirita* sect. *Gibbosaccus* (Gesneriaceae) based on nrDNA ITS and cpDNA trnL-F sequences. *Syst. Bot.* 32: 888-898.
- LI, Z. Y. & Y. Z. WANG (2004). *Primulina*, *Chirita* and *Chiritopsis*. In: LI, Z. Y. & Y. Z. WANG (ed.), *Plants of Gesneriaceae in China*: 170-282. Henan Sci. & Technol. Publ. House.
- LIU, Y., W. B. XU & B. PAN (2010). *Wentsaiboea tiandengensis* sp. nov. and *W. luochengensis* sp. nov. (Gesneriaceae) from Karst caves in Guangxi, southern China. *Nordic J. Bot.* 28: 739-745.
- MÖLLER, M., A. FORREST, Y. G. WEI & A. WEBER (2011). A molecular phylogenetic assessment of the advanced Asian and Malesian didymocarpoid Gesneriaceae with focus on non-monophyletic and monotypic genera. *Pl. Syst. Evol.* 292: 223-248.
- MÖLLER, M., M. PFOSSER, C. G. JANG, V. MAYER, A. CLARK, M. L. HOLLINGSWORTH, M. H. J. BARFUSS, Y. Z. WANG, M. KIEHN & A. WEBER (2009). A preliminary phylogeny of the 'didymocarpoid Gesneriaceae' based on three molecular data sets: Incongruence with available tribal classifications. *Amer. J. Bot.* 96: 989-1010.
- PULLIN, A. S. (2004). *Conservation biology*. Cambridge University Press.
- WANG, W. T. (1981). *Quinque genera nova Gesneriacearum e Sina*. *Bull. Bot. Res., Harbin* 1: 21-28.
- WANG, W. T., K. Y. PAN & Z. Y. LI (1990). Gesneriaceae. In: WANG, W. T. (ed.), *Fl. Reipubl. Popularis Sin.* 69: 125-181. Science Press.
- WANG, W. T., K. Y. PAN & Z. Y. LI (1998). Gesneriaceae. In: WU, Z. Y. & P. H. RAVEN, (ed.), *Fl. China* 18. Science Press, Beijing & Missouri Bot. Garden Press.
- WANG, Y. Z., R. B. MAO, Y. LIU, J. M. LI, Y. DONG, Z. Y. LI, & J. F. SMITH (2011). Phylogenetic reconstruction of *Chirita* and allies (Gesneriaceae) with taxonomic treatments. *J. Syst. Evol.* 49: 50-64.
- WEBER, A., D. J. MIDDLETON, A. FORREST, R. KIEW, C. L. LIM, A. R. RAFIDAH, S. SONTAG, P. TRIBOUN, Y. G. WEI, T. L. YAO & M. MÖLLER (2011). Molecular systematics and remodelling of *Chirita* and associated genera (Gesneriaceae). *Taxon* 60: 767-790.

- WEI, Y. G., F. WEN, M. MÖLLER, A. MONRO, Q. ZHANG, Q. GAO, H. F. MOU, S. H. ZHONG & C. CUI (2010). *Gesneriaceae of South China*. Guangxi Sci. & Technol. Publishing House.
- WEN, F., W. L. LI, B. ZHAO, G. Y. LIANG & Y. G. WEI (2012a). *Primulina purpurea* F. Wen, B. Zhao & Y. G. Wei (Gesneriaceae), a new species from China. *Bangladesh J. Pl. Taxon.* 19: 167-172.
- WEN, F., G. L. QIN, Y. G. WEI, G. Y. LIANG & B. GAO (2012b). *Primulina hochiensis* var. *rosulata* (Gesneriaceae) – A new variety at an entrance of a limestone cave from Guangxi, China. *Phytotaxa* 54: 37-42.
- WEN, F., F. WANG & Y. G. WEI (2012c). *Primulina yangshuoensis*, a new species of Gesneriaceae from Guangxi, China. *Taiwania* 57: 55-61.
- WEN, F., S. L. XI, Y. WANG, M. S. XIANG & L. F. FU (2012d). *Primulina fengshanensis* (Gesneriaceae), a new species from Guangxi, China. *Ann. Bot. Fenn.* 49: 103-106.
- WOOD, D. (1974). A revision of *Chirita* (Gesneriaceae). *Notes Roy. Bot. Gard. Edinburgh.* 33: 123-205.