



The Use of Commercial Bacterial Soil Inoculant Regime in an Urban Prairie Restoration

Authors: Leonard, Wendy J., and Lyons, K.G.

Source: Natural Areas Journal, 35(1) : 9-17

Published By: Natural Areas Association

URL: <https://doi.org/10.3375/043.035.0103>

BioOne Complete (complete.BioOne.org) is a full-text database of 200 subscribed and open-access titles in the biological, ecological, and environmental sciences published by nonprofit societies, associations, museums, institutions, and presses.

Your use of this PDF, the BioOne Complete website, and all posted and associated content indicates your acceptance of BioOne's Terms of Use, available at www.bioone.org/terms-of-use.

Usage of BioOne Complete content is strictly limited to personal, educational, and non - commercial use. Commercial inquiries or rights and permissions requests should be directed to the individual publisher as copyright holder.

BioOne sees sustainable scholarly publishing as an inherently collaborative enterprise connecting authors, nonprofit publishers, academic institutions, research libraries, and research funders in the common goal of maximizing access to critical research.

•

The Use of Commercial Bacterial Soil Inoculant Regime in an Urban Prairie Restoration

Wendy J. Leonard^{1,3}

¹San Antonio Parks and Recreation
Natural Areas
21395 Milsa Road
San Antonio, TX 78256

K.G. Lyons²

²Department of Biology
Trinity University
One Trinity Place
San Antonio, TX 78212

³ Corresponding author:
wendy.leonard@sanantonio.gov; 210-207-3292

ABSTRACT: For successful grassland restoration, commercial soil inoculants are often recommended to increase establishment success. In spring 2009, a 0.94-ha tract was targeted for restoration at Phil Hardberger Park, a 126-ha park in the heart of San Antonio, Texas. Woody species, mainly Texas persimmon (*Diospyros texana* Scheele), and Ashe juniper (*Juniperus asheii* Buchholz), were removed and the area was divided into 10 subplots measuring 911 m² on average. In September 2009, over 40,000 plugs of seven native grass species were planted. In addition, native prairie seed mixes, including various grass and forb seeds, were sown into the site at a rate of 11.26 kg/ha. Half of the native grass plants were treated with a soil bacteria inoculant plus additional nutrients (IN) (BioGenesis IITM DS Tainio Technology and Technique Inc.), and half were left as controls (C). Soil samples from the plots were taken in February 2010 and 2011 and analyzed for soil nutrients, bacteria, protozoa, and fungi. Vegetation data were collected October 2010 and May and October 2011 to assess differences in percent cover between the treatments. The IN treatment resulted in significantly higher percent cover in the second growing season of three native grasses, *Eriochloa sericea* (Scheele) Munro ex Vasey, *Bouteloua gracilis* (Willd. ex Kunth) Lag. ex Griffiths, and *B. curtipendula* (Michx.) Torr; however, no significant differences were found between the IN and C plots for measures of overall native species abundance, soil resources, or the presence of soil microbes. We concluded that commercial soil inoculants may not have been necessary for the successful establishment of a native grassland community.

Index terms: inoculants, plant growth promoting bacteria, savanna restoration, soil microbes

INTRODUCTION

Restoration ecologists often establish native species on disturbed or degraded sites without enhancing the soil organic matter and microbial activity (Potthoff et al. 2005). Addition of fertilizers, inocula, and conditioners to soil has been widely employed in agricultural settings but little has been done to study the manipulation or addition of soil inocula to improve restoration success (Henegham et al. 2008; Ohsowski et al. 2012). Recent studies show that amending soils with free-living bacteria can benefit plant diversity and productivity, and accelerate successional processes by tipping the competitive balance in favor of less dominant species (de Deyn et al. 2004; Middleton and Bever 2012).

Soil microbes and inoculants can increase biological activity, resulting in more productive and fertile systems (Potthoff et al. 2005). Indeed, there is evidence for a positive correlation between nutrients levels in microbial biomass, especially active nitrogen (N), and soil nutrient availability (Carter and MacLeod 1987; Dalal and Mayer 1987; Jenkinson and Parry 1989; Smith 1993; Saini et al. 2004). Nonetheless, increasing availability of soil nutrients may not have the intended effect of increasing the productivity of desirable species under the conditions where invasive species are present. Increasing N availability can favor early successional species while the opposite generally holds true for late suc-

cessional species (Parrish and Bazzaz 1982; Heil and Bruggink 1987; McLendon and Redente 1992; Belnap and Sharpe 1993). Furthermore, high levels of soil available nutrients can slow succession progresses, again favoring aggressive ruderal species (McLendon and Redente 1992; Vasquez et al. 2008; James et al. 2011). Soil microbial biomass has also been shown to decline concomitant with declines in host plant species, suggesting that successful restoration may be contingent on restoration of mutualisms between the plant species and their associated microbes (Perry et al. 1989; Perry and Amaranthus 1990; Whisenant 1999; Renker et al. 2004; Harris et al. 2005; Young et al. 2005; Standish et al. 2007).

A number of studies have demonstrated that inocula of free-living soil bacteria and microorganisms can accelerate plant growth and enhance establishment success in restoration (Bever and Schultz 2003). Some of the most commonly used free-living bacterial soil inoculants in agriculture and restoration are species of the *Azospirillum* genus (Naiman et al. 2009). These bacteria are considered plant growth promoting bacteria (PGPB) as they have been shown to improve root growth and water and mineral uptake through production of phytohormones (Dobbelaere et al. 2001; Bashan et al. 2004). In agriculture, rice and soybeans inoculated with *Azospirillum brasilense* Tarrand have higher concentrations of micronutrients in their

tissues (Naiman et al. 2009). In a restoration study in degraded Sonoran Desert habitat, three species of cacti (*Pachycereus pringlei* Cardon, *Stenocereus thurberi* Engelm., and *Lophocereus schottii* (Engelm.) Hunt) had higher rates of establishment and survival following transplantation when first inoculated with *A. brasilense* (Bashan et al. 2004). Finally, strains of a native bacteria in Australia showed an increase of *Acacia* seedling establishment by 118% (Thrall et al. 2005; Middleton and Bever 2012).

Pseudomonas, another PGPB, can produce phosphatase that can aid in solubilizing phosphorus and other nutrients (de Freitas et al. 1997; Rodriguez et al. 2006; Naiman et al. 2009). Some strains of *Pseudomonas* have been linked to producing cytokinins (Garcia de Salamone et al. 2007; Naiman et al. 2009), a plant hormone that can promote cell division, shoot initiation and development, bud formation, and help with a plant's response to pathogens. A study conducted by Wang et al. (1996) found that *Pseudomonas fluorescens* Flugge was effective at controlling diseases in cotton seedlings (Wang et al. 2004). This could be a result of *P. fluorescens* binding to plant roots and competing with pathogens (Schroth and Hancock 1982; Weller 1988). Free-living bacteria can also be added as seed inocula. In a study conducted by Shrivastava et al. (2000), addition of *Azotobacter* to *Brassica juncea* (Linnaeus) Czern. seeds increased yield by as much as 11% (Shrivastava et al. 1989; Shrivastava et al. 2000; Saini et al. 2004). Finally, there is evidence that suggests native plant diversity within the prairie ecosystem can be increased by the addition of arbuscular mycorrhizal (AM) fungi (Bever and Schultz 2003). AM fungi can increase growth and can give native species a competitive advantage, resulting in accelerated restoration (Smith et al. 1998; Bever and Schultz 2003).

In Texas, a number of local companies recommend the use of free-living, bacterial soil inoculants to improve grassland species establishment. The claim is that these inoculants improve soil microbial status and favor native species. The goal of this study was to assess the effects of the addition of a commercially available, free-living bacteria soil inoculant regimen on the

success of grassland restoration (defined here as an increase in native vegetation cover) in a savannoid ecosystem in central Texas. We also aimed to assess the effect of soil inoculant on soil nutrient status and soil foodweb composition and abundance. The experiment was conducted as part of a City of San Antonio restoration project in an inner-city park, and was also aimed to determine if future grassland restoration efforts should include soil inoculant treatments.

METHODS

The City of San Antonio owns approximately 1725 ha of natural areas, which are managed by its Natural Areas program. It is the goal of Natural Areas staff to restore appropriate areas to native grassland, determine best practices for restoring grassland, and explore possible agents that could facilitate this restoration process. This study was conducted at Phil Hardberger Park, a city-owned property dominated by mixed oak-elm-juniper vegetation in a savannoid ecosystem. Based on recommendations of a local soil inoculant specialist (Wendy Leonard, pers. comm. with G. Freeborg, biologist, BioDiversity, Inc.), we hypothesized that the use of a commercial inoculant would facilitate restoration of grasses and forbs by increasing available soil nutrients.

In the spring and summer of 2009, City of San Antonio staff used chainsaws to remove woody vegetation from a 0.94-ha tract targeted for grassland restoration. The wood was chipped and removed from the site. The area was then planted with approximately 40,000 native grass plugs including big bluestem (*Andropogon gerardii* Vitman), little bluestem (*Schizachyrium scoparium* (Michx.) Nash.), Indiangrass (*Sorghastrum nutans* (L.) Nash.), sideoats grama (*Bouteloua curtipendula* (Michx.) Torr.), Upland switch grass (*Panicum virgatum* L.), Eastern gama grass (*Tripsacum dactyloides* (L.) L.), and Inland seaoats (*Chasmanthium latifolium* (Michx.) Yates) in September 2009.

All species planted as plugs were established in recycled "Pine cell" tubes (Stuewe & Sons) that measured 16 cm deep, 2.5

cm in diameter, and 66 ml in volume. Osmocote was added as a plus treatment to all plants while in the greenhouse as part of their standard operating procedures for plants grown in small containers. Per the recommendation of our local consultants (Wendy Leonard, pers. comm. with G. Freeborg, biologist, BioDiversity, Inc.), half of these plugs were inoculated with microbes and treated with nutrients (IN). The other half served as controls (C). The IN seeds were treated with a "slurry" seed coating material containing five strains of *Arthrobacter*, *Azospirillum lipoferum* Beijerinck, two strains of *Azobacter*, five strains of *Bacillus*, two strains of *Bacteroides*, *Kurtha zopfil* (Tainio Technology and Technique, Inc.), and three strains of *Pseudomonas*, at an application rate of 1 g of slurry to 1600 g of seed. This soil inoculant recipe is sold under the trade name BioGenesis IIITM SD and was developed by Tainio Technology and Technique, Inc. It is recommended as a promoter of healthy seedling emergence and vigor.

Per the consultant recommendation, once established (at one month), IN grasses were sprayed with a foliar spray containing 1.56% Ammoniacal nitrogen, 0.18% Nitrate nitrogen, 0.26% Urea nitrogen, 13% phosphoric acid, and 2% soluble potash (Pepzyme G 1A) at a rate of 60 ml per plant (Tainio Technology and Technique, Inc.). Pepzyme G 1A was recommended as a soil microbe stimulant.

The site was divided in half by a 3-m-wide mulched path to designate A and B plots. All IN treatments were assigned to B (northern) plots, and C treatments were assigned to all A (southern) plots. Each of the C and IN plots was further divided into five subplots separated by a 3-m-wide mulched path. We were unable to randomize the treatment assignments between A and B subplots within a block because the planting of the 40,000 plugs was accomplished through a San Antonio community volunteer effort on a single Saturday morning. In order to maintain the treatment assignments, all plugs grown under IN treatment were placed on the northern portion of the site and vice versa for the C treatments. This ensured that there was no confusion in the midst of unloading

container trays and managing more than 400 volunteers. Subplots measured 911 m² on average. Grass plugs were sown randomly (by species) across all plots at a density of 4/m². To facilitate plug planting, an Echo® Gas Drill (Forestry Supply) with a 2.5-cm steel auger drill bit (Irwin Tools) was used to make 2.5-cm diameter holes 16 cm into the ground. The site was also seeded with a native prairie mix (Native American Seed) at an average rate of 0.001 kg of seed per m² both before and after the planting of these grasses. To increase the potential for germination success over winter and the following spring, all plots were mowed in December 2010.

In February of 2010 and 2011, 10 soil samples were collected from each subplot and composited into a single sample. Collections were made to 15 cm with a stainless steel hand trowel. After each collection from each plot, hand trowels were rinsed with water and soaked in warm bleach bath for approximately five minutes. Hand trowels were then removed and dried using paper towels. From the composite sample, two samples of 470 ml of soil were placed into zip lock bags. One sample was sent to Soil Food Web (Oregon, LLC) where they were run through a Full Foodweb Analysis to assess the presence and abundance of soil bacteria, fungi, and protozoa. For active bacteria and fungi, samples were prepared and stained with fluorescein diacetate and quantified using microscopy (Soderstrom 1977; Schnurer and Roswall 1982; Ingham and Klein 1984a; Ingham and Klein 1984b; Stamatiadis et al. 1990). To analyze total bacteria, the laboratory prepared samples by using the fluorescein isothiocyanate method and direct enumeration of samples was completed by microscopy (Babiuk and Paul 1970; Van Veen and Paul 1979; Ingham and Horton 1987; Ingham 1994). Total fungi was prepared by using microscopy, and the width and length was measured and converted to biomass (Van Veen and Paul 1979; Lodge and Ingham 1991; Ingham 1995). Protozoa including ciliates, flagellates, and amoeba were estimated by direct counting of the sample using microscopy. The second soil sample was sent to Soil Testing and Consulting Services at Crop Services International (CSI) who tested for nitrate (NO₃⁻) and ammonium

(NH₄⁺) through a Cation Exchange (CEC) and LaMotte soil test. The CEC test is an extraction test that measures the nutrient holding capacity of soil. The LaMotte test is a mild extraction test that is used to approximate the extractability of these nutrients by plant root extrudates. A Mehlich III Extractable Elements procedure was used for these two tests (Logan Lab) (Mehlich 1984).

In October 2010 and May and October 2011, trained citizen scientist volunteers completed vegetation surveys. In each subplot, along a randomly placed 50-m transect, vegetation data were collected from 1 × 1 m quadrats every 5 m. Transects ran the long orientation of the plots and the location of the quadrat on either side of the transect was chosen randomly. Percent cover of woody vegetation, herbaceous vegetation, individual species, bare ground, and litter was assessed.

A nonparametric Wilcoxon rank-sum test was used to test the differences in the central tendencies of the two main groups (IN and C) in terms of medians at each of the time intervals for overall herbaceous cover, the overall bare ground cover, woody species, litter, and the percent coverage of the individual species. The Wilcoxon rank-sum test was also used to test the differences in the central tendencies of the two main groups (IN and C) in terms of medians at each of the two time intervals for the number of soil microbes and nitrogen content between the IN and C plots. A nonparametric Wilcoxon each pair test was used to correct for multiple comparisons.

RESULTS

We found no significant differences between C and IN treatments for the following measures: bare ground total cover, total herbaceous cover, woody species cover, and total litter cover (Table 1). Likewise, percent cover for most species was not enhanced by IN treatment, but we did find significant positive effects for Texas cupgrass (*Eriochloa sericea* (Scheele) Munro ex Vasey), bluegrama (*Bouteloua gracilis* (Willd. ex Kunth) Lag. ex Griffiths), and sideoats grama (*B. curtipendula* (Michx.)

Torr.) in October 2011, the last time interval measured (Table 1). Our soil food web analysis demonstrated no effect of inocula on the number of soil microbes (Table 2). This was true for all species of bacteria, fungi, and protozoa.

Measures of soil NO₃⁻ and NH₄⁺ were significantly lower in the second year of data collection, while there was no significant effect of treatment on soil nutrients (Figure 1). In the first year of data collection it appeared that IN treatment had an overall net negative effect on herbaceous plant cover. Nonetheless, by the third data collection date (~year 1.5), total herbaceous cover declined and was equivalent between treatments (Figure 2). This is supported by the data on bare ground, which increased over the three data collection intervals (Figure 3) with no significant differences between treatments. Total year to date precipitation for 31 October substantially decreased from 2010 (92.7 cm) to 2011 (32.8 cm), according to data available by Weather Underground from a location near the site (<http://www.wunderground.com>).

DISCUSSION

Our aim was to test the hypothesis that the addition of a commercially available, free-living bacteria soil inoculant regimen would improve the success of grassland restoration in a central Texas savannoid ecosystem. We found that a commercial soil inoculant regime did not alter the overall productivity of our system or the native species' establishment, for either grasses or forbs. The inoculant treatment also did not change the soil nutrient or food web composition. Our only significant result was in a higher abundance of three native grass species, *Eriochloa sericea* (Texas cupgrass), *Bouteloua gracilis* (bluegrama), and *B. curtipendula* (sideoats grama), all of which were planted by seed except *B. curtipendula*, which was both seeded and planted via plugs.

The goal of this and other grassland restoration projects within the city-owned Natural Areas is to increase diversity indices and vegetation structures where appropriate (Ohsowski et al. 2012; Ruiz-Jaen and Aide 2005). Many sites within these natural

Table 1. *P* values for the differences in herbaceous cover, bare ground total cover, woody species cover, total litter cover, and individual species cover over three time intervals, October 2010, May 2011, and October 2011, between plots inoculated with soil microbes plus nutrients (IN) and plots not inoculated with soil microbes (C) in a grassland restoration project at Phil Hardberger Park in San Antonio, Texas. Included are *P* values, means (indicated by C or IN for each time interval), and standard deviations (SD). * indicates significant differences at the 0.05 level.

Variable	Oct-10			May-11			Oct-11		
	<i>P</i> value	C±SD	IN±SD	<i>P</i> value	C±SD	IN±SD	<i>P</i> value	C±SD	IN±SD
Ground cover									
Herbaceous cover	0.6071	76.4 ± 4.1	75.4 ± 1.8	0.2738	53.1 ± 6.7	56.2 ± 6.0	0.2738	55.6 ± 14.9	53.1 ± 7.1
Bare ground total	0.8492	3 ± 2.8	4.4 ± 4.3	0.7897	3.3 ± 2.1	5.0 ± 2.7	0.5000	6.9 ± 5.0	6.4 ± 5.4
Woody species cover	0.8571	11.2 ± 5.5	9.0 ± 5.2	0.7897	8.0 ± 4.9	5.9 ± 1.5	0.3651	8.6 ± 6.1	9.6 ± 3.9
Litter total	0.8889	66.8 ± 9.1	56.4 ± 21.1	0.2738	70.4 ± 12.8	75.8 ± 8.7	0.1548	45.5 ± 12.7	53.0 ± 6.3
Woody litter	0.0714	8.2 ± 5.6	17.6 ± 10.6	0.3452	8.0 ± 7.1	10.5 ± 7.8	0.0754	14.9 ± 14.9	29.3 ± 14.7
Herbaceous litter	0.9246	58.8 ± 3.8	42.2 ± 25.4	0.3452	62.4 ± 9.3	65.2 ± 11.3	0.3452	27.8 ± 6.6	33.0 ± 8.2
Individual species cover									
<i>Simsa calva</i>	1.0000	0	0	0.5000	0	0.2 ± 0.4	0.5000	0	0.2 ± 0.4
<i>Rudbeckia hirta</i>	0.5000	1.6 ± 3.6	2.2 ± 3.5	1.0000	0	0	1.0000	0	0
<i>Xanthocephalum</i>	0.3333	7.2 ± 13.4	2.8 ± 1.9	1.0000	0	0	1.0000	0.4 ± 0.6	0
<i>Croton</i> spp.	0.5833	12.9 ± 14.2	11.2 ± 8.2	0.2222	0	0.4 ± 0.6	0.5000	0.2 ± 0.5	0.4 ± 0.6
<i>Gilia incisum</i>	0.5000	0	0.2 ± 0.4	1.0000	0	0	1.0000	0	0
<i>Engelmannia pinnatifida</i>	0.1587	0.7 ± 0.4	1.6 ± 1.1	0.1190	0.64 ± 0.5	1.4 ± 1.0	1.0000	0	0
<i>Verbena canescens</i>	0.3611	0.2 ± 0.4	0.8 ± 1.3	0.2222	0	0.6 ± 1.0	1.0000	0.4 ± 0.5	0
<i>Gaillardia pulchella</i>	1.0000	5.3 ± 5.7	0.2 ± 0.5	0.1111	9.0 ± 6.0	14 ± 5.9	0.5000	0.8 ± 1.8	0.6 ± 1.0
<i>Abutilon fruticosum</i>	0.6746	9.7 ± 6.9	7.8 ± 5.9	0.6825	4.8 ± 5.1	3.2 ± 2.8	0.2302	5.8 ± 6.4	9.2 ± 7.1
<i>Coreopsis lanceolata</i>	0.2976	3.4 ± 2.9	4.6 ± 3.2	1.0000	0	0	1.0000	0	0
<i>Helianthus maximiliani</i>	0.7381	1.8 ± 2.7	0.4 ± 0.6	1.0000	0	0	0.5000	0	0.2 ± 0.5
<i>Salvia farinacea</i>	0.6825	5.7 ± 5.7	4.4 ± 3.8	0.7143	2.9 ± 3.5	1.6 ± 1.5	0.7222	4.1 ± 4.0	2.6 ± 1.1
<i>Acalypha lindheimeri</i>	1.0000	0	0	0.9762	0.8 ± 0.8	0.2 ± 0.5	0.8770	1.3 ± 1.0	0.8 ± 0.8
<i>Ratibida columnifera</i>	0.1587	0.7 ± 0.5	2.6 ± 3.1	0.0833	0.4 ± 1.0	1.8 ± 1.5	0.6587	0.6 ± 0.6	0.8 ± 1.3
<i>Oenothera speciosa</i>	0.3214	2.8 ± 1.9	3.4 ± 2.2	1.0000	0	0	1.0000	0.1 ± 0.1	0
<i>Glandularia bipinnatifida</i>	0.3611	0.3 ± 0.4	0.6 ± 1.0	1.0000	0.2 ± 0.4	0	1.0000	0.1 ± 0.1	0
<i>Sida</i> spp.	0.1230	3.2 ± 2.4	6 ± 3.6	1.0000	1.4 ± 1.2	0	0.7302	4.6 ± 1.9	4 ± 1.6
<i>Siphonoglossa pilosella</i>	1.0000	0	0	1.0000	0	0	0.7778	0.2 ± 0.5	0.2 ± 0.5
<i>Maurandya antirrhiflora</i>	0.6032	6.2 ± 6.0	6 ± 6.6	1.0000	3.1 ± 2.8	0	0.7183	3.6 ± 54.9	0.2 ± 0.5

Continued

Table 1. (Continued)

Variable	Oct-10			May-11			Oct-11		
	P value	C±SD	IN±SD	P value	C±SD	IN±SD	P value	C±SD	IN±SD
Individual species cover									
<i>Euphorbia</i> spp.	1.0000	1.6 ± 3.1	0	0.2222	0	0.4 ± 0.6	0.7778	0.2 ± 0.4	0
<i>Ipomopsis rubra</i>	0.7381	0.4 ± 0.6	0.4 ± 0.6	1.0000	0	0	1.0000	0.1 ± 0.1	0
<i>Clematis drummondii</i>	0.5000	0	0.8 ± 1.8	1.0000	0	0	1.0000	0.1 ± 0.1	0
<i>Hymenopappus</i>	0.9087	7.4 ± 5.7	2.8 ± 3.3	1.0000	0.6 ± 0.9	0	1.0000	0.1 ± 0.1	0
<i>Zexmania hispida</i>	0.9167	1.0 ± 1.7	0.2 ± 0.5	1.0000	0.1 ± 0.1	0	1.0000	0.1 ± 0.1	0
<i>Andropogon gerardii</i>	0.7024	1.8 ± 1.8	1.4 ± 1.0	0.7778	0.2 ± 0.5	0.2 ± 0.5	1.0000	1.2 ± 1.3	0
<i>Bouteloua gracilis</i>	0.7778	0.2 ± 0.5	0.2 ± 0.5	0.6389	0.4 ± 0.6	1 ± 2.2	0.0397*	0.6 ± 0.6	2.2 ± 1.6
<i>Bouteloua curtipendula</i>	0.1190	5.1 ± 4.1	11.2 ± 7.5	0.3254	8 ± 6.4	8.4 ± 3.8	0.0516*	6.9 ± 4.2	11.8 ± 4.3
<i>Buchloe dactyloides</i>	1.0000	0.3 ± 0.7	0	0.5000	1.1 ± 1.7	0.6 ± 0.6	0.2222	0.1 ± 0.3	1 ± 1.4
<i>Carex planostachys</i>	0.5238	11.1 ± 4.0	10.6 ± 7.9	0.2817	10.5 ± 3.3	12.8 ± 5.9	0.1944	6.5 ± 2.2	8.4 ± 2.9
<i>Eragrostis intermedia</i>	0.7778	0.2 ± 0.4	0.2 ± 0.5	1.0000	0	0	0.1032	0.4 ± 0.9	1.2 ± 0.8
<i>Eragrostis trichodes</i>	0.7778	2.4 ± 3.4	1.6 ± 3.1	1.0000	0	0	0.5000	0.2 ± 0.5	0.4 ± 0.6
<i>Eriochloa sericea</i>	0.7381	0.8 ± 1.1	0.4 ± 0.6	0.7976	1.1 ± 1.3	0.8 ± 1.8	0.0437*	1.2 ± 0.5	3.4 ± 2.7
<i>Nassella leucotrichsa</i>	0.6865	10.1 ± 10.9	3.8 ± 2.8	0.7778	7.3 ± 6.2	5.2 ± 2.2	0.6825	7.0 ± 7.0	4.6 ± 3.1
<i>Panicum hallii</i>	0.9802	2.7 ± 3.1	0.6 ± 1.0	0.2222	0.1 ± 0.1	0.4 ± 0.6	0.5000	1.2 ± 1.3	1.6 ± 2.1
<i>Panicum virgatum</i>	0.6587	0.8 ± 1.3	0.6 ± 1.0	1.0000	0	0	0.2222	0.4 ± 0.5	1.6 ± 1.8
<i>Schizachyrium scoparium</i>	0.6468	3.4 ± 2.1	3.8 ± 3.3	0.5595	1.4 ± 0.9	1.2 ± 0.8	0.7976	0.9 ± 0.7	0.8 ± 0.8
<i>Sorghastrum nutans</i>	0.8968	11.8 ± 8.6	5.2 ± 4.9	0.8095	11.1 ± 7.6	6.8 ± 6.5	0.7817	6.4 ± 3.4	4.8 ± 4.0
<i>Tripsacum dactyloides</i>	0.9167	0.4 ± 0.6	0.2 ± 0.5	0.8571	1.5 ± 1.7	0.6 ± 1.0	0.5000	0.6 ± 1.3	0.8 ± 1.8

areas landscapes have undergone severe degradation and changes in vegetation structure either by encroachment of woody species such as Ashe juniper or by prior overgrazing. Such sites can no longer support their pre-existing habitat and human intervention is necessary in order to establish native plant species and build the soil thus further recovering the natural successional processes (Ohsowski et al. 2012). Practitioners who use inoculums containing soil microbes and soil conditioners containing nutrients hope to enhance belowground food webs to create a more diverse and healthy plant community (van der Heijden et al. 2008; Kardol and Wardle 2010; Ohsowski et al. 2012).

However, the addition of both soil microbes and nutrients may not be ideal for grassland restoration. Soil microbes have been found to take up a greater amount of N than plants and the majority of the active N in the soil is from the microbial biomass (Jackson et al. 1988; Saini et al. 2004; Vasquez et al. 2008). Increasing soil microbial biomass can lead to greater N availability, which has been found to influence species composition (Belnap and Sharpe 1993). Limiting N availability can favor late successional species, while increasing N availability can favor early successional species (Parrish and Bazzaz 1982; Heil and Bruggink 1987; McLendon and Redente 1992; Belnap and Sharpe 1993). Although no significant differences were found between the IN and C plots with respect to individual species, late successional grasses like *S. nutans* had greater overall cover in C versus IN plots over all three time intervals. Other species like *A. gerardii* showed a higher percent cover in the first and third time interval only while *P. virgatum* cover was higher for the first time interval only.

In this study, a number of the grass species planted and sown in the savanna were late-seral grassland species, therefore, adding nutrients, especially N, could have negatively affected their abundance and distribution. As succession progresses, plant available nutrients tend to decrease (McLendon and Redente 1992; Vasquez et al. 2008). This decrease can be seen with respect to NO₃⁻ and NH₄⁺ readings over the two time intervals. When NH₄⁺ begins

Table 2. *P* values for differences in soil microbes, bacteria, protozoa, fungi, and nutrients over two time intervals, February 2010 and 2011, between plots inoculated with soil microbes plus nutrients (IN) and plots not inoculated with soil microbes (C) in a grassland restoration project at Phil Hardberger Park in San Antonio, Texas. Included are *P* values, means (indicated by C or IN for each time interval), and standard deviations (SD). There were no significant differences at the 0.05 level.

Variable	<i>P</i> value	February 2010			February 2011		
		<i>P</i> value	C±SD	IN±SD	<i>P</i> value	C±SD	IN±SD
Active bacteria	0.9524	61.0 ± 2.2	56.9 ± 6.6	0.5000	32.7 ± 7.9	22.2 ± 10.0	
Total bacteria	0.7262	582.2 ± 214.4	525.4 ± 131.2	0.7897	353.6 ± 2.2	323.8 ± 47.7	
Active fungi	0.9524	23.6 ± 10.7	14.6 ± 3.6	0.5714	1.9 ± 2.2	1.6 ± 1.9	
Total fungi	0.5794	939.2 ± 67.3	900.8 ± 131.3	0.5317	535.2 ± 93.4	532.8 ± 183.0	
Hyphal diameter	0.5000	2.82 ± 0.1	2.83 ± 0.03	0.3571	2.8 ± 0.06	2.81 ± 0.04	
Flagellates	0.4206	845.4 ± 603.4	2788.2 ± 3261.5	0.4444	374 ± 261.7	1421.6 ± 2355.3	
Amoebae	0.4206	3867.6 ± 63.2	6462.8 ± 7513.8	0.6667	2496.4 ± 1392	4866.8 ± 6798.7	
Ciliates	0.2698	34.4 ± 50.2	62.2 ± 48.2	0.2619	7.8 ± 17.4	6 ± 6.6	
Total nematodes	0.5794	2.51 ± 2.1	2.4 ± 1.4	0.5794	6.2 ± 2.7	6.2 ± 4.9	
Total fungi to bacteria	0.5794	1.8 ± 0.6	1.8 ± 0.4	0.5794	1.5 ± 0.2	1.6 ± 0.5	
Active to total fungi	0.8810	0.1 ± 0.2	0.02 ± 0.01	0.6587	0.004 ± 0.004	0.003 ± 0.003	
Active to total bacteria	0.4921	0.11 ± 0.04	0.12 ± 0.04	0.5635	0.09 ± 0.03	0.01 ± 0.04	
Active fungi to active	0.9286	0.4 ± 0.2	0.3 ± 0.1	0.5952	0.06 ± 0.08	0.04 ± 0.05	
Actino bacteria (µg/g)	0.2738	6.4 ± 3.8	7.6 ± 4.1	0.9325	7.6 ± 5.3	4.3 ± 1.9	
NO ₃ ⁻	0.3175	14.2 ± 17.5	20 ± 15.2	1.0000	2 ± 0	2 ± 0	
NH ₄ ⁺	0.2381	49.6 ± 8.3	53.6 ± 9.2	0.0635	32.8 ± 1.8	36.8 ± 3.4	

to decline in the soil, microbes switch to using NO₃⁻ and competition for available NO₃⁻ between soil microbes and grasses is intense (Jackson et al. 1988; Vasquez et al. 2008). However, NH₄⁺ remained higher than NO₃⁻ for both time intervals and for both C and IN plots. This suggests that soil microbes may not have switched to using NO₃⁻ and thus competition between grasses and microbes for available NO₃⁻ might not have been a factor. Despite the need for N by soil microbes, increased fertility and N in the soil can favor early successional species like invasive annual grasses and can suppress target species like late-seral native grasses (Carbajo et al. 2011; James et al. 2011). With respect to this restoration project, *Bothriochloa ischaemum* (L.) Keng, an invasive exotic grass, was observed but at an estimated cover of less than one percent. Also, herbaceous cover was greater for the first time interval than for the last time interval, and the opposite was true for bare ground cover, which steadily increased over all three time intervals. This decrease in herbaceous cover and increase in bare ground may have been a result of decreased precipitation from 2010 to 2011. However, the success of re-establishing a native grassland community is accomplished by promoting the establishment of native grass species in a grassland restoration project while keeping exotic annuals and grasses suppressed (Kulmatski et al. 2006; Kulmatski 2011; Middleton and Bever 2012).

The use of inocula in the restoration process has played an important role in establishing the soil microbial-association with plants and thus the long-term success of restoration projects. Agricultural practices, for example, have been found to alter the AM fungi community by favoring less mutualistic AM fungi species, which has been shown to increase the invasion of abandoned agriculture fields by exotic plant species (Helgason et al. 1998; Johnson et al. 2003; Kulmatski et al. 2006; Middleton and Bever 2012). Studies have shown that late successional plants can be promoted by free-living bacterial soil inocula, and late successional plant species are the targets of most restoration projects. However, including nutrients in addition to soil inocula may only be necessary in nutrient poor sites

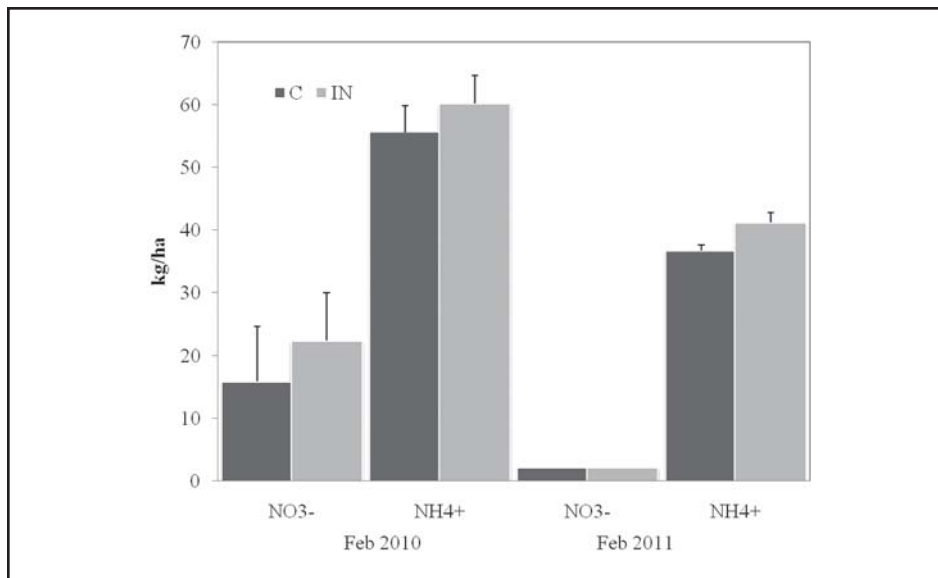


Figure 1. NO₃⁻ and NH₄⁺ levels for plots inoculated with soil microbes plus nutrients (IN) and plots not inoculated with soil microbes (C) (February 2010 and 2011) in a grassland restoration project at Phil Hardberger Park in San Antonio, Texas. Standard error bars are also depicted.

where the sole purpose would be supporting soil microbes rather than adding nutrients to the soil. According to data from CSI, throughout the entire site NO₃⁻ remained lower than the recommended range of 45 kg to 90 kg per ha, while NH₄⁺ remained within that same recommended range. If establishing late successional plants is the goal of the restoration project, then promoting plant growth through the use of soil inocula will most likely occur in nutrient poor soils (Carbajo et al. 2011).

This study implies that the use of inocula did not make a significant difference in the overall productivity and establishment of native grasses and forbs at Phil Hardberger Park. Significant differences, however, were found with respect to three grass species, *Eriochloa sericea* (Texas cupgrass), *Bouteloua gracilis* (bluegrama), and *B. curtipendula* (sideoats grama) in the last time interval. Unfortunately, we cannot say if this was due to inocula, nutrients, or location of planting. There were also numerous

factors that could have confounded the results. This restoration project was on a small scale and was to occur in one specific location, thus we were unable to properly randomize the treatments. Also, the overall topography of the site could have washed nutrients and inoculum from the IN plots into the C plots. However, restoring soil microbial associations with plants in restoration sites remains of great concern if restoration projects are to be successful. Additional studies should be conducted not only on the benefits of inocula on grassland restoration but perhaps also on the effects of adding nutrients along with soil inocula.

ACKNOWLEDGMENTS

The authors thank the Alamo Area Master Naturalist and volunteers, J. Wolcott, P. Gates, J. Merritt, B. Kinard, M. Gentry, A. Kuentz, D. Fey, L. Reynolds, L. Ratcliff, S. Harrelson, and J. Barrientos; the staff at San Antonio Parks and Recreation; and the Statistics Consulting Center at UTSA under the direction of Dr. Stephanie Cano for statistical help.

Wendy Leonard earned her Master of Science in Biology from the University of Texas at San Antonio. She is currently a Park Naturalist for the City of San Antonio, Parks and Recreation, Natural Areas.

Kelly Lyons is a specialist in invasive species ecology with particular interests in restoration of arid and semi-arid grassland ecosystems and the mechanisms driving the competitive dynamics between species. She earned her MS and PhD from the University of California, Davis.

LITERATURE CITED

- Babiuk, L.A., and E.A. Paul. 1970. The use of fluorescein isothiocyanate in the determination of the bacterial biomass of a grassland soil. *Canadian Journal of Microbiology* 16:57-62.
- Bashan, Y., G. Holguin, and L.E. de-Bashan. 2004. *Azospirillum*-plant relationships: Physiological, molecular, agricultural, and environmental advances (1997-2003). *Canadian Journal of Microbiology* 50:521-577.

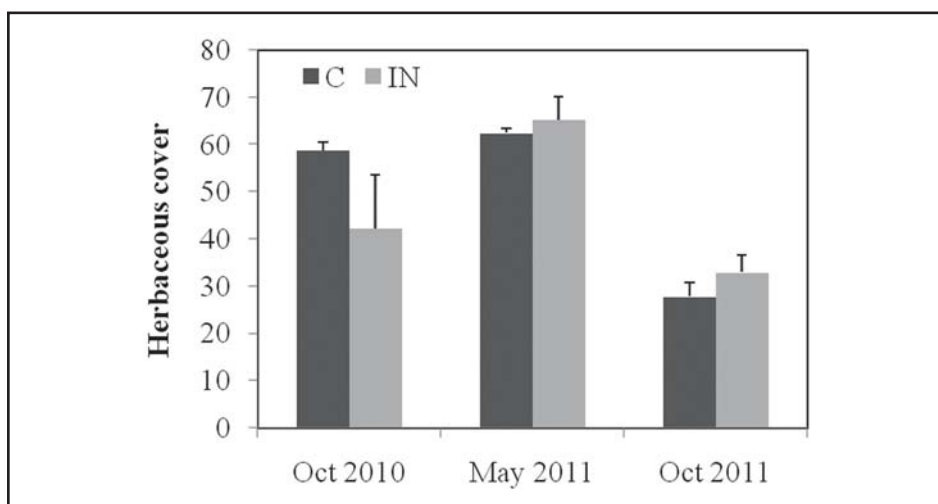


Figure 2. Total herbaceous cover levels over three individual time intervals (October 2010 and May and October 2011) for plots inoculated with soil microbes plus nutrients (IN) and plots not inoculated with soil microbes (C) in a grassland restoration project at Phil Hardberger Park in San Antonio, Texas. Standard error bars are also depicted.

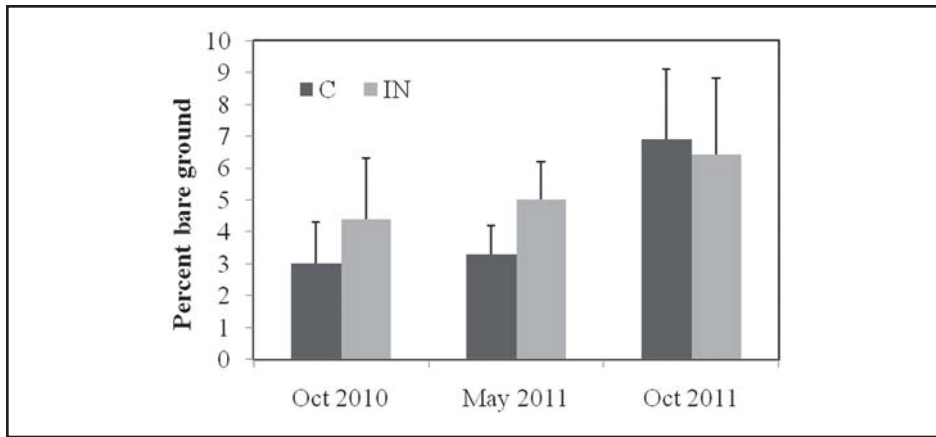


Figure 3. Percent bare ground levels over three individual time intervals (October 2010 and May and October 2011) for plots inoculated with soil microbes plus nutrients (IN) and plots not inoculated with soil microbes (C) in a grassland restoration project at Phil Hardberger Park in San Antonio, Texas. Standard error bars are also depicted.

- Belnap, J., and S. Sharpe. 1993. Reestablishing Cold-Desert Grasslands: A Seeding experiment in Canyonlands National Park, Utah. Wildland Shrub and Arid Land Restoration Symposium, Las Vegas, NV.
- Bever, J.D., and P.A. Schultz. 2003. Prairie mycorrhizal fungi inoculant may increase native plant diversity on restored sites (Illinois). *Ecological Restoration* 21:311-312.
- Carbajo, V., B. de Braber, W.H. van der Putten, and G.B. De Deyn. 2011. Enhancement of Late Successional Plants on Ex-Arable Land by Soil Inoculants. *PLoS ONE* 6:e21943.
- Carter, M.R., and J.A. MacLeod. 1987. Biological properties of some Prince Edward Island soils: Relationship between microbial biomass nitrogen and mineralizable nitrogen. *Canadian Journal of Soil Science* 67:333-340.
- Dalal, R.C., and R.J. Mayer. 1987. Long-term trends in fertility of soils under continuous cultivation and cereal cropping in southern Queensland. VII. Dynamics of nitrogen mineralization potentials and microbial biomass. *Australian Journal of Soil Resources* 25:461-472.
- de Deyn, G.B., C.E. Raaijmakers, and W.H. Van Der Putten. 2004. Plant community development is affected by nutrients and soil biota. *Journal of Ecology* 92:824-834.
- de Freitas, J.R., J.J. Banerjee, and J.J. Germida. 1997. Phosphate solubilizing rhizobacteria enhances the growth and yield but not phosphorus uptake of canola (*Brassica napus* L.). *Biology and Fertility of Soils* 24:358-364.
- Dobbelaere, S., A. Croonenborghs, A. Thys, D. Ptacek, J.D. Vanderleyden, P. Dutto, C. Labandera-Gonzalez, J. Caballero-Melgado, J.F. Aguirre, Y. Kapulnik, S. Brener, S. Burdman, D. Kadouri, S. Sarig, and Y. Okon. 2001. Responses of agronomically important crops to inoculation with *Azospirillum*. *Australian Journal of Plant Physiology* 28:871-879.
- García de Salamone, I.E., L. Di Salvo, J. Escobar Ortega, and A. Tovagliari. 2007. Respuesta del cultivo de arroz a la inoculación con *Azospirillum* y fisiología de las comunidades bacterianas rizosféricas. VI Reunion Nacional Científico Técnica de Biología del Suelo, Rio Cuarto, Cordoba, Argentina.
- Harris, J.A., P. Grogan, and R.J. Hobbs. 2005. Restoration ecology and the role of soil biodiversity. Pp. 319-342 in R.D. Bardgett, M.B. Usher, and D.W. Hopkins, eds., *Biological Diversity and Function in Soils*. Cambridge University Press, Cambridge, UK.
- Heil, G.W., and M. Bruggink. 1987. Competition for nutrients between *Calluna vulgaris* (L.) Hull and *Molina caerulea* (L.) Moench. *Oecologia* 73:105-107.
- Helgason, T., T.J. Daniell, R. Husband, A.H. Fitter, and J.P.W. Young. 1998. Ploughing up the wood-wide web? *Nature* 394:431.
- Henegham, L., S.P. Miller, S. Baer, M.A. Callahan Jr., J. Montgomery, M. Pavao-Zuckerman, C.C. Rhoades, and S. Richardson. 2008. Integrating soil ecological knowledge into restoration management. *Restoration Ecology* 16:608-617.
- Ingham, E.R. 1994. Standard Operating Procedure for Total Bacteria. USEPA Global Climate Change Program. Corvallis Environmental Research Lab, Corvallis, OR.
- Ingham, E.R. 1995. Standard Operating Procedure for Microbial Population Dynamics. USEPA Global Climate Change Program. Corvallis Environmental Research Lab, Corvallis, OR.
- Ingham, E.R., and K.A. Horton. 1987. Bacterial, fungal and protozoan responses to chloroform fumigation in stored prairie soil. *Soil Biology and Biochemistry* 19:545-550.
- Ingham, E.R., and D.A. Klein. 1984a. Soil fungi: measurement of hyphal length. *Soil Biology and Biochemistry* 16:279-280.
- Ingham, E.R., and D.A. Klein. 1984b. Soil fungi: relationship between hyphal activity and staining with fluorescein diacetate. *Soil Biology and Biochemistry* 16:273-278.
- Jackson, L.E., R.B. Strauss, M.K. Firestone, and J.W. Bartolome. 1988. Plant and soil nitrogen dynamics in California annual grassland. *Plant and Soil* 110:9-17.
- James, J.J., R.E. Drenovsky, T.A. Monaco, and M.J. Rinella. 2011. Managing soil nitrogen to restore annual grass-infested plant communities: Effective strategy or incomplete framework? *Ecological Applications* 21:490-502.
- Jenkinson, D.S., and L.C. Parry. 1989. The nitrogen cycle in the Boardwalk wheat experiment: A model for the turnover of nitrogen through soil microbial biomass. *Soil Biology and Biochemistry* 21:535-541.
- Johnson, N.C., D.L. Rowland, L. Corkidi, L.M. Egerton-Warburton, and E.B. Allen. 2003. Nitrogen enrichment alters mycorrhizal allocation at five mesic to semiarid grasslands. *Ecology* 84:1895-1908.
- Kardol, P., and D.A. Wardle. 2010. How understanding aboveground-beowground linkages can assist restoration ecology. *Trends in Ecology and Evolution* 25:670-679.
- Kulmatski, A. 2011. Changing soils to manage plant communities: Activated carbon as a restoration tool in ex-arable fields. *Restoration Ecology*. 19:102-110.
- Kulmatski, A., K.H. Beard, and J.M. Stark. 2006. Soil history as a primary control on plant invasion in abandoned agricultural fields. *Journal of Applied Ecology* 43:868-876.
- Lodge, D.J., and E.R. Ingham. 1991. A comparison of agar film techniques for estimating fungal biovolumes in litter and soil. *Agriculture, Ecosystems and Environment* 34:131-144.
- McLendon, T., and E.F. Redente. 1992. Effects of nitrogen limitation on species replacement dynamics during early successional succession on a semiarid sagebrush site. *Oecologia* 91:312-317.
- Mehlich, A. 1984. Mehlich 3 soil test extractant: A modification of Mehlich 2 extractant. *Communications in Soil Science and Plant Analysis* 15:1409-1416.
- Middleton, E.L., and J.D. Bever. 2012. Inoculation with a native soil community advances

- succession in a grassland restoration. *Restoration Ecology* 20:218-226.
- Naiman, A.D., A. Latronico, and I.E. Garcia de Salamone. 2009. Inoculation of wheat with *Azospirillum brasilense* and *Pseudomonas fluorescens*: Impact on the production and culturable rhizosphere microflora. *European Journal of Soil Biology* 45:44-51.
- Ohsowski, B.M., J.N. Klironomous, K.E. Dunfield, and M.M. Hart. 2012. The potential of soil amendments for restoring severely disturbed grasslands. *Applied Soil Ecology* doi:10.1016/j.apsoil.2012.02.006.
- Parrish, J.A., and F.A. Bazzaz. 1982. Responses of plants from three successional communities on a nutrient gradient. *Journal of Ecology* 70:233-248.
- Perry, D.A., and M.P. Amaranthus. 1990. The plant-soil bootstrap: Microorganisms and reclamation of degraded ecosystems. Pp 94-102 in J.J. Berger, ed., *Environmental Restoration: Science and Strategies for Restoring the Earth*. Island Press, Washington, DC.
- Perry, D.A., M.P. Amaranthus, J.G. Borchers, S.L. Borchers, and R.E. Brainerd. 1989. Bootstrapping in ecosystems. *Bioscience* 39:230-237.
- Potthoff, M., L.E. Jackson, K.L. Steenwerth, I. Ramirez, M.R. Stromberg, and D.E. Rolston. 2005. Soil biological and chemical properties in restored perennial grassland in California. *Restoration Ecology* 13:61-73.
- Renker, C., M. Zobel, M. Opik, M.F. Allen, E.B. Allen, M. Vosatka, J. Rydlova, and F. Buscot. 2004. Structure, dynamics, and restoration of plant communities: Do arbuscular mycorrhizae matter? Pp. 189-229 in V.M. Temperton, R.J. Hobbs, T. Nuttle, and S. Halle, eds., *Assembly Rules and Restoration Ecology: Bridging the Gap Between Theory and Practice*. Island Press, Washington, DC.
- Rodriguez, H., R. Fraga, T. Gonzalez, and Y. Bashan. 2006. Genetics of phosphate solubilization and its potential applications for improving plant growth-promoting bacteria. *Plant and Soil* 287:15-21.
- Ruiz-Jaen, M.C., and M. Aide. 2005. Restoration success: How is it being measured? *Restoration Ecology* 13:569-577.
- Saini, V.K., S.C. Bhandari, and J.C. Tarafdar. 2004. Comparison of crop yield, soil microbial C, N, and P, N-fixation, nodulation and mycorrhizal infection in inoculated and non-inoculation sorghum and chickpea crops. *Field Crops Research* 89:39-47.
- Schnurer, J., and T. Roswall. 1982. Fluorescein diacetate hydrolysis as a measure of total microbial activity in soil and litter. *Applied Environmental Microbiology* 43:1256-1261.
- Schroth, M.N., and J.G. Hancock. 1982. Disease-suppressive soil and root colonizing bacteria. *Science* 216:1376-1381.
- Shrivastava, S.C., A.K. Jha, and J.S. Singh. 1989. Changes with time in soil biomass C, N, P of mine spoils in a dry tropical environment. *Canadian Journal of Soil Science* 69:849-855.
- Shrivastava, U.K., R.L. Rajput, and M.L. Dwivedi. 2000. Response of soybean-mustard cropping system to sulfur and bio-fertilizers on farmer's field. *Legume Research* 23:277-278.
- Smith, J.L. 1993. Cycling of nitrogen through microbial activity. Pp 91-120 in J.E. Hatfield, and B.A. Stewart, eds., *Soil Biology: Effect on Soil Quality*. Advances in Soil Science. CRC Press, Boca Raton, FL.
- Smith, M.R., I. Charvat, and R.L. Jacobson. 1998. Arbuscular mycorrhizae promote establishment of prairie species in a tallgrass prairie restoration. *Canadian Journal of Botany* 76:1947-1954.
- Soderstrom, B.E. 1977. Vital staining of fungi in pure cultures and in soil with fluorescein diacetate. *Soil Biology and Biochemistry* 9:59-63.
- Stamatiadis, S., J.S. Doran, and E.R. Ingham. 1990. Use of staining and inhibitors to separate fungal and bacterial activity in soil. *Soil Biology and Biochemistry* 22:81-88.
- Standish, R.J., B.A. Stokes, M. Tibbett, and R.J. Hobbs. 2007. Seedling response to phosphate addition and inoculation with arbuscular mycorrhizas and the implications for old-field restoration in Western Australia. *Environmental and Experimental Botany* 61:58-65.
- Thrall, P.H., D.A. Millsom, A.C. Jeavons, M. Waayers, G.R. Harvey, D.J. Bagnall, and J. Brockwell. 2005. Seed inoculation with effective root-nodule bacteria enhances revegetation success. *Journal of Applied Ecology* 42:740-751.
- van der Heijden, M.G., R.D. Bardgett, and N.M. van Straalen. 2008. The unseen majority: Soil microbes as drivers of plant diversity and productivity in terrestrial ecosystems. *Ecology Letters* 11:296-310.
- Van Veen, J.A., and E.A. Paul. 1979. Conversion of biovolume measurements of soil organisms, grown under various moisture tensions, to biomass and their nutrient content. *Applied Environmental Microbiology* 37:686-692.
- Vasquez, E., R. Sheley, and T. Svejcar. 2008. Creating invasion resistant soils via nitrogen management. *Invasive Plant Science and Management* 1:304-314.
- Wang, C., D. Wang, and Q. Zhou. 2004. Colonization and persistence of a plant growth-promoting bacterium *Pseudomonas fluorescens* strain CS85, on roots of cotton seedlings. *Canadian Journal of Microbiology* 50:475-481.
- Wang, C., D.B. Wang, Q. Zhou, J.L. Luo, and H.Q. Ji. 1996. Studies on Plant Growth-promoting Rhizobacteria (PGPR) in Cotton. China Agricultural University Press, Beijing, China.
- Weller, D.M. 1988. Biological control of soil-borne plant pathogens in the rhizosphere with bacteria. *Annual Review of Phytopathology* 26:379-407.
- Whisenant, S.G. 1999. *Repairing Damaged Wildlands: A Process-Oriented Landscape-Scale Approach*. Cambridge University Press, Cambridge, UK.
- Young, T.P., G.A. Petersen, and J.J. Clary. 2005. The ecology of restoration: Historical links, emerging issues and unexplored realms. *Ecological Letters* 8:662-673.