

Two New Species of Genus *Zadadra* Moore (Lepidoptera: Erebidae: Arctiinae) from India

Authors: Joshi, Rahul, Kirti, Jagbir Singh, and Singh, Navneet

Source: Florida Entomologist, 98(2) : 536-540

Published By: Florida Entomological Society

URL: <https://doi.org/10.1653/024.098.0221>

The BioOne Digital Library (<https://bioone.org/>) provides worldwide distribution for more than 580 journals and eBooks from BioOne's community of over 150 nonprofit societies, research institutions, and university presses in the biological, ecological, and environmental sciences. The BioOne Digital Library encompasses the flagship aggregation BioOne Complete (<https://bioone.org/subscribe>), the BioOne Complete Archive (<https://bioone.org/archive>), and the BioOne eBooks program offerings ESA eBook Collection (<https://bioone.org/esa-ebooks>) and CSIRO Publishing BioSelect Collection (<https://bioone.org/csiro-ebooks>).

Your use of this PDF, the BioOne Digital Library, and all posted and associated content indicates your acceptance of BioOne's Terms of Use, available at www.bioone.org/terms-of-use.

Usage of BioOne Digital Library content is strictly limited to personal, educational, and non-commercial use. Commercial inquiries or rights and permissions requests should be directed to the individual publisher as copyright holder.

BioOne is an innovative nonprofit that sees sustainable scholarly publishing as an inherently collaborative enterprise connecting authors, nonprofit publishers, academic institutions, research libraries, and research funders in the common goal of maximizing access to critical research.

Two new species of genus *Zadadra* Moore (Lepidoptera: Erebiidae: Arctiinae) from India

Rahul Joshi^{1,*}, Jagbir Singh Kirti², and Navneet Singh³

Abstract

Two new species of Lithosiini (Lepidoptera: Erebiidae: Arctiinae), *Zadadra cucullata* sp. nov., and *Zadadra neodistorta* sp. nov., are described from India. In addition, a dichotomous key to all the *Zadadra* Moore species is given.

Key Words: Lithosiini, *Zadadra*, new species, external genitalia, dichotomous key

Resumen

Se describen dos nuevas especies de Lithosiini (Lepidoptera: Erebiidae: Arctiinae), *Zadadra cucullata* sp. nov. y *Zadadra neodistorta* sp. nov., de la India. Además, se provee una clave dicotómica para todas las especies del género *Zadadra* Moore.

Palabras Clave: Lithosiini, *Zadadra*, nuevas especies, genitales externos, clave dicotómica

Moore (1878) erected the monotypic genus *Zadadra* to accommodate *Lithosia distorta* Moore, 1872 from Darjeeling (India). Hampson (1894) treated *Zadadra* as a junior synonym of *Prabhasa* Moore, and subsequently *Eilema* Hübner (Hampson, 1900), respectively, and Strand (1922) followed the latter placement. Daniel (1954) resurrected the genus *Zadadra* Moore with sole included species, *distorta* Moore and extended its known distribution range into China. Arora & Chaudhary (1982) also considered *Zadadra* as a distinct and monotypic genus. Fang (2000) transferred three species to the genus: *Prabhasa fuscistriga* (Hampson, 1894), *P. plumbeomicans* (Hampson, 1894), and *P. costalis* (Moore, 1878) and also diagnosed the male genitalia of *Z. distorta* Moore. However, Holloway (2001) synonymized the genus with *Eilema* Hübner, whereas Černý & Pinratana (2009) treated it as synonym of *Prabhasa* Moore. Once again, Dubatolov & Zolotuhin (2011) resurrected *Zadadra* and transferred *Z. plumbeomicans* (Hampson) to the genus *Prabhasa*. So presently, the genus *Zadadra* Moore includes three species, *Z. distorta* Moore, *Z. fuscistriga* (Hampson) and *Z. costalis* (Moore, 1878). In this paper, we describe two new species, *Z. cucullata* sp. nov. and *Z. neodistorta* sp. nov., bringing the total number of included species to five. Both the new species are closely allied to the type of *Zadadra* Moore, but are distinct due to the characters discussed in remarks. The photographs of adult and male genitalia of *Z. distorta* Moore is provided for comparison. A dichotomous key to the known *Zadadra* species is also given.

Materials and Methods

The studied material was collected using a vertical sheet light trap. The collected specimens were processed using standard techniques in

lepidopterology. Klots (1970) and Robinson (1976) were followed for the study of genitalia. Adult moths were photographed using a digital camera, and photography of male genitalia was undertaken with the help of an Image Processing Unit (Leica M205A fitted with a Leica DFC 500 digital camera). The identification of *Z. distorta* (Moore) (Fig. 11-13) is confirmed by comparing our specimens with the photograph of its syntype received from Dr. Alessandro Giusti, Curator – Lepidoptera, NHM, London (Fig. 14) and comparison of male genitalia with figures of Fang (2000) and Dubatolov & Zolotuhin (2011). The holotypes and all paratypes of the new species are deposited in the Department of Zoology & Environmental Sciences Museum, Punjabi University, Patiala, Punjab, and have been allotted registration numbers as noted under each species.

ABBREVIATIONS

We used the following abbreviations: AED: Aedeagus, CU: Cucullus, DU.EJ: Ductus ejaculatorius, JX: Juxta, PUP/ RJ: Punjabi University, Patiala/ Rahul Joshi collection, SA: Saccus, SL: Sacculus, SL.: Saccular projection, TG: Tegumen, UN: Uncus, VES: Vesica, VIN: Vinculum, VLA: Valvula.

Results and Discussion

Genus *Zadadra* Moore

Moore, 1878, Proc. Zool. Soc. London 1878: 25.

TYPE SPECIES

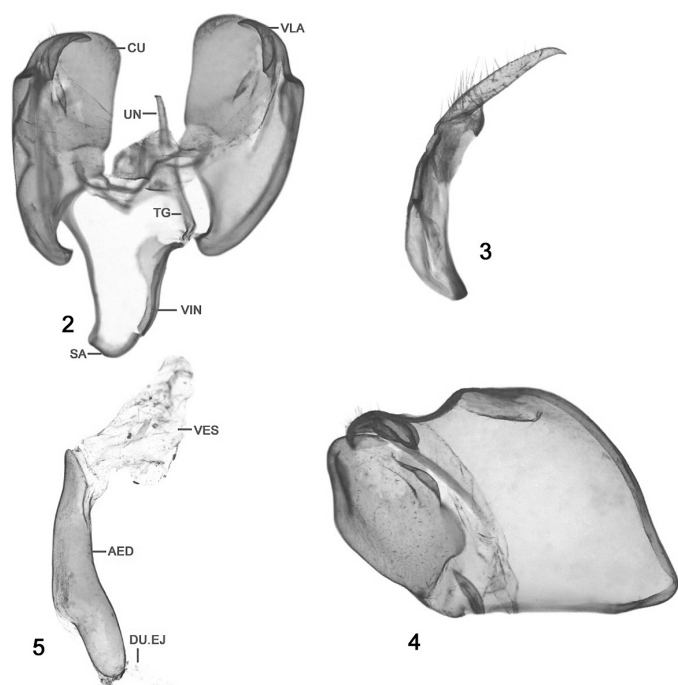
Lithosia distorta Moore, 1872 (by monotypy)

¹Department of Agriculture, Baba Farid College, Bathinda - 151002, Punjab, India
E-mail: joshiarctiidae@gmail.com

²Department of Zoology and Environmental Sciences, Punjabi University, Patiala-147002, Punjab, India
E-mail: prjagbir2005@gmail.com

³Zoological Survey of India, Gangetic Plains Regional Centre, Sector – 8, Bahadurpur Housing Colony, Patna-800 026, Bihar, India
E-mail: nsgill007@gmail.com

*Corresponding author; E-mail: joshiarctiidae@gmail.com



Figs. 1–5. *Zadadra cucullata* sp. nov. 1, Adult male. 2, Male genitalia. 3, Uncus with Tegumen. 4, Valva. 5, Aedeagus.

DISTRIBUTION

India, China, Thailand, Vietnam, Nepal.

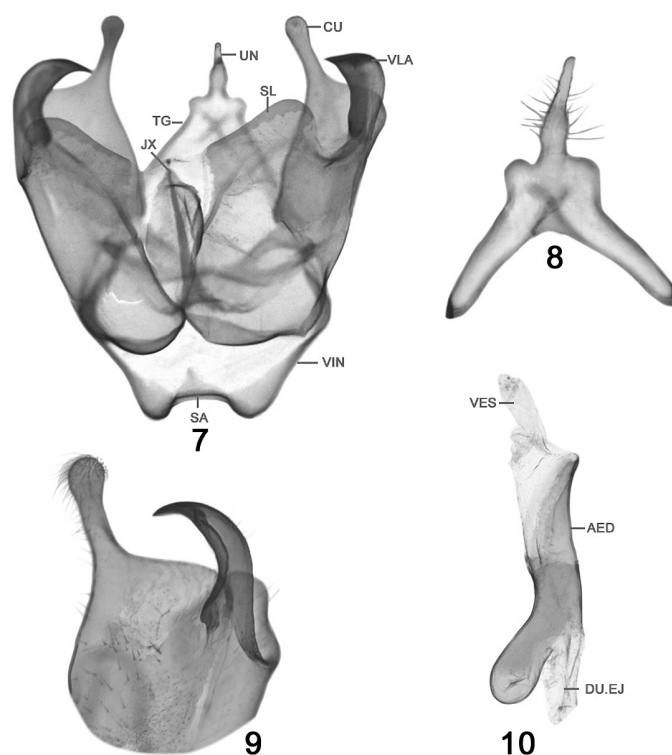
DIAGNOSIS

Genus *Zadadra* Moore is closely allied to genus *Prabhassa* Moore. The main synapomorphic characters for both the genera are reduced juxta and transtilla forming an arch above aedeagus. But are distinct due to uncus long and narrow and sacculus and cucullus wide in *Zadadra* Moore and uncus slightly S-curved; sacculus almost fused by their ventral edges, their apices upturned; cucullus noticeably shorter than sacculus in *Prabhassa* Moore (Dubatolov & Zolotuhin, 2011).

Zadadra cucullata Joshi, Kirti & Singh sp. nov. (Figs. 1–5)

DIAGNOSIS

MALE: *Adult* (Fig. 1). Head with frons yellow; vertex brown. Antennae greyish-yellow. Labial palpi with tip black. Thorax with patagia and

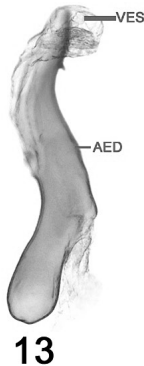
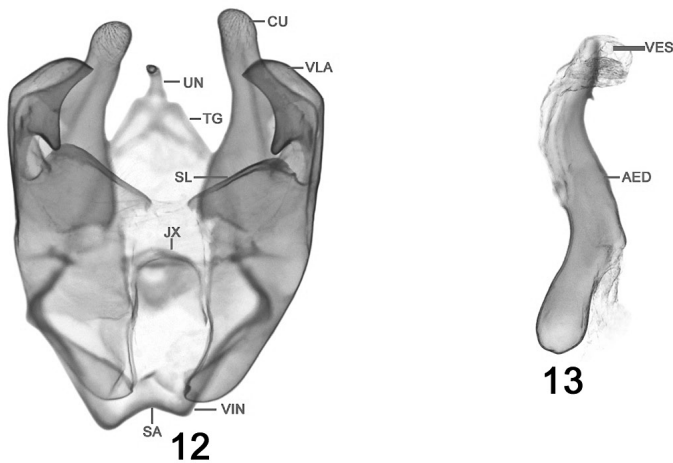



Figs. 6–10. *Zadadra neodistorta* sp. nov. 6, Adult male. 7, Male genitalia. 8, Uncus with Tegumen. 9, Valva. 10, Aedeagus.

tegulae grey. Forewing fuscous grey; costa yellowish towards base; a groove above cell; indistinct medial band. Hindwing pale yellow with terminal area pale fuscous, androconial patch from antemedial to medial region. Abdomen grey with ventral surface and anal tuft yellow.

Male genitalia (Fig. 2, 3). Uncus slender, broad at base, narrow towards apex; tegumen as long as uncus, broad U-shaped; vinculum longer than tegumen, deep, U-shaped; saccus knob-like. Valvae (Fig. 4) broad, extending much beyond uncus; cucullus broad, lamellate; sacculus broad, valvula short, curved; a small harpe present. Transtilla membranous. Aedeagus (Fig. 5) moderately long, slightly curved, apically narrow with a short spine; vesica membranous, cornutus absent; ductus ejaculatorius entering laterally.

Wing span. Male 34–36 mm.



Figs. 11–13. *Zadadra distorta* (Moore) 11, Adult male. 12, Male genitalia. 13, Aedeagus.

FEMALE: UNKNOWN.

MATERIAL EXAMINED

HOLOTYPE: 1 male INDIA. Nagaland, Tuensang, 1600 m, 03.V.2010. (Registration number: PUP/RJ –141). PARATYPES: 3 males INDIA. Sikkim, Aritar, 1400 m, 30.IV.2009 -3 ♂ (Coll. R Joshi). (Registration numbers: PUP/RJ –142a; PUP/RJ –142b; PUP/RJ –142c)

DISSECTED SPECIMEN: PUP/RJ –142a; Slide no. Gen. ♂ PUP/RJ –142a

TYPE LOCALITY

Tuensang (Nagaland, India)

ETYMOLOGY

The name of the new species refers to its distinct shape of cucullus.

REMARKS

Morphologically, the new species differs from *Z. distorta* (Moore) and *Z. neodistorta* **sp. nov.** in the absence of a post medial spot and a yellow fascia on the forewing costa. The male genital features of a broad and lamellate cucullus and the presence of a harpe also separates *Z. cucullata* **sp. nov.** from *Z. neodistorta* **sp. nov.** and *Z. distorta*

Moore. Furthermore, *Z. cucullata* **sp. nov.** is distinct from *Z. costalis* (Moore) and *Z. fuscistriga* (Hampson) in the presence of an androconial patch on hindwing.

Zadadra neodistorta Joshi, Kirti & Singh **sp. nov.** (Figs. 6–10)

DIAGNOSIS

Male

Adult (Fig. 6). Head with frons blackish; vertex dull orange. Antennae black, base yellow. Labial palpi black at tips. Thorax with pagtagia and tegulae grey. Forewing fuscous grey; costal area ochreous, suffused with fulvous; a costal spot beyond middle, with an obscure obliquely curved fuscous band from the spot to inner margin; inner margin narrowly ochreous, termen obtuse. Hindwing pale yellow, tinged with fuscous towards apex; androconial patch fuscous, not reaching beyond discal cell. Abdomen grey with ventral surface and anal tuft orange.

Male genitalia (Fig. 7, 8 and 9). Uncus swollen at base, tip blunt, sparsely setosed; tegumen longer than uncus, inverted V-shaped; vinculum broad, shorter than tegumen; saccus wide and rounded. Valvae with costa linear; cucullus like halters; valvula sclerotized, sickle shape; sacculus shorter than costa, saccular process broad and elevated in front. Juxta strong spine like; transtilla sclerotized, eye-like. Aedeagus (Fig. 10) slightly S shape; vesica membranous without cornuti; ductus ejaculatorius entering laterally.

Wing span. Male 38 mm

FEMALE: UNKNOWN.

MATERIAL EXAMINED

HOLOTYPE: 1 male INDIA. Sikkim, Rongli, 1400 m, 05.V.2009. (Registration number: PUP/RJ – 143a). PARATYPES: 2 males INDIA. Sikkim, Rongli, 1400 m, 05.V.2009 - 2 ♂. (Coll. R Joshi). (Registration numbers: PUP/RJ – 143b; PUP/RJ – 143c)

DISSECTED SPECIMEN: PUP/RJ –143a; Slide no. Gen. ♂ PUP/RJ –143a

TYPE LOCALITY

Rongli (Sikkim, India)

ETYMOLOGY

Name of the species pertains to its allied species, *Z. distorta* (Moore).

REMARKS

Morphologically, *Z. neodistorta* **sp. nov.**, resembles *Z. distorta* (Moore) but can be differentiated by the presence of a narrow costal fascia on the forewing, and the smaller androconial patch on the hindwing of the males. The distinct male genital features of *neodistorta* **sp. nov.** are: cucullus halter like and the saccular process is sickle shaped, without any projection on the inner side. Whereas, in *Z. distorta* Moore the cucullus is uniformly broad & tube-like and the saccular process is short and thick with a projection on the inner side. The new species also differs from *Z. cucullata* **sp. nov.** in the presence of a costal spot on the forewing (absent in *Z. cucullata*). Furthermore, the presence of an androconial patch on the hindwing of the male separates it from the other two species, *Z. costalis* (Moore) and *Z. fuscistriga* (Hampson).




Fig. 14. *Zadadra distorta* (Moore) Syntype ♂.

An updated key to the known species of *Zadadra* Moore

1. Hindwing of male with an androconial patch 2
- Hindwing of male without androconial patch 4
2. Forewing without post medial costal spot; male genitalia with cucullus broad and flap like *Z. cucullata* sp. nov.
- Forewing with post medial costal spot; male genitalia with cucullus narrow and rod like 3
3. Hindwing with androconial patch short; male genitalia with cucullus halter like and valvula sclerotized, sickle-shape, without any projection on inner side *Z. neodistorta* sp. nov.
- Hindwing with androconial patch long; male genitalia with cucullus uniformly thick and valvula short, thick with a projection on inner side *Z. distorta* (Moore)
4. Forewing with post medial costal spot; male genitalia with uncus broad at base narrowing towards tip, distal saccular process smooth and slightly curved *Z. costalis* (Moore)
- Forewing without post medial costal spot; male genitalia with uncus swollen at tip, distal saccular process of valvae wavy and strongly angled *Z. fuscistriga* (Hampson)

Acknowledgments

The authors are thankful to Dr. Alessandro Giusti, Curator – Lepidoptera, NHM, London for providing the photograph of syntype of *Z. distorta* Moore. We thank Dr Ian J. Kitching, Department of Life Sciences, Natural History Museum, London and Dr Lauri Kaila, Finnish Museum of Natural History, Finland for going through an earlier version of the manuscript. The Department of Science and Technology (DST),

Govt. of India, New Delhi is duly acknowledged for providing financial assistance in the form of two major research projects on 'Taxonomic Revision of Indian Arctiidae'.

References Cited

- Arora GS, Chaudhury M. 1982. On the lepidopterous fauna of Arunachal Pradesh & adjoining areas of Assam in North-East India: family Arctiidae. Technical Monograph of the Zoological Survey of India 6: 1-65.

- Cerny K, Pinratana A. 2009. Moths of Thailand, Vol. 6, Arctiidae. Brothers of Saint Gabriel in Thailand, Bangkok, Thailand.
- Daniel F. 1954. Beitrage zur Kenntniss der Arctiidae ostasiens unter besonderer Berücksichtigung der Ausbeuten von Dr. H. C. H. Höne aus diesem Gebiet (Lep. Het.). III Teil: Lithosiinae. Bonner Zoologische Beiträge 5: 89-138.
- Dubatolov VV, Zolotuhin VV. 2011. Does *Eilema* Hübner [1819] (Lepidoptera: Lithosiinae) represent one or several genera? Euroasian Entomological Journal 10: 367-380.
- Fang C. 2000. Fauna Sinica Insecta, Vol. 19 (Lepidoptera: Arctiidae), Science Press, Beijing, China.
- Hampson GF. 1894. Fauna of British India, including Ceylon and Burma, Moths, Vol. II. Taylor and Francis, Red Line Court, London.
- Hampson GF. 1900. Catalogue of the Lepidoptera Phalaenae in the British Museum. Arctiidae (Nolinae, Lithosianae) Vol. II. Trustees of the British Museum, London.
- Holloway JD. 2001. The Moths of Borneo: Family Arctiidae, Subfamily Lithosiinae. Malayan Nature Journal 7: 279-486.
- Klots AB. 1970. Lepidoptera. Pp. 115-130 *In* Tuxen S.L. [ed.], Taxonomist's glossary of genitalia in insects. Munksgaard, Copenhagen.
- Moore F. 1872. Descriptions of new Indian Lepidoptera. Proceedings of the Zoological Society of London 1872: 555-582.
- Moore F. 1878. A revision of certain genera of European and Asiatic Lithosiidae, with characters of new genera and species. Proceedings of the Zoological Society of London 1878: 3-37.
- Robinson GS. 1976. The preparation of slides of Lepidoptera genitalia with special reference to Microlepidoptera. Entomologist's Gazette 27: 127-132.
- Strand E. 1922. Arctiidae: Subfam. Lithosiinae, pp. 501-899 *In* Wagner H. [ed.], Lepidopterorum Catalogus. 26, Berlin.