

Life History Parameters of the Sunn Pest, *Eurygaster integriceps*, Held at Four Constant Temperatures

Authors: Iranipour, Shahzad, Pakdel, Aziz Kharrazi, and Radjabi, Gholamreza

Source: Journal of Insect Science, 10(106) : 1-9

Published By: Entomological Society of America

URL: <https://doi.org/10.1673/031.010.10601>

The BioOne Digital Library (<https://bioone.org/>) provides worldwide distribution for more than 580 journals and eBooks from BioOne's community of over 150 nonprofit societies, research institutions, and university presses in the biological, ecological, and environmental sciences. The BioOne Digital Library encompasses the flagship aggregation BioOne Complete (<https://bioone.org/subscribe>), the BioOne Complete Archive (<https://bioone.org/archive>), and the BioOne eBooks program offerings ESA eBook Collection (<https://bioone.org/esa-ebooks>) and CSIRO Publishing BioSelect Collection (<https://bioone.org/csiro-ebooks>).

Your use of this PDF, the BioOne Digital Library, and all posted and associated content indicates your acceptance of BioOne's Terms of Use, available at www.bioone.org/terms-of-use.

Usage of BioOne Digital Library content is strictly limited to personal, educational, and non-commercial use. Commercial inquiries or rights and permissions requests should be directed to the individual publisher as copyright holder.

BioOne is an innovative nonprofit that sees sustainable scholarly publishing as an inherently collaborative enterprise connecting authors, nonprofit publishers, academic institutions, research libraries, and research funders in the common goal of maximizing access to critical research.



Life history parameters of the Sunn pest, *Eurygaster integriceps*, held at four constant temperatures

Shahzad Iranipour^{1a}, Aziz Kharrazi Pakdel², and Gholamreza Radjabi³

¹Department of Plant Protection, Faculty of Agriculture, University of Tabriz, Tabriz, Iran

²Department of Plant Protection, Faculty of Agriculture, University of Tehran, Karaj, Iran

³Plant Pests and Diseases Research Institute, P.O. Box 1454-19395 Tehran, Iran

Abstract

The Sunn-pest, *Eurygaster integriceps* Puton (Heteroptera: Scutelleridae), is the most important insect pest of wheat and barley in Iran. A demographic study was carried out in order to determine the effect of temperature on life history parameters of the pest. Life tables were constructed at four constant temperatures: 22, 25, 27, and 30 ± 1° C using Mahdavi wheat kernels as food. Finite and intrinsic rates of population increase, gross and net reproductive rates, intrinsic rates of birth and death, generation time, doubling time, and lifetime female fecundity all varied significantly among temperatures. The intrinsic rate of natural increase, r_m , increased linearly with temperature and was estimated to be 0.0126, 0.0381, 0.0541, and 0.0789 females/female/day, respectively, at the above-mentioned temperatures. Generation time ranged from 121 days at 22° C to 40 days at 30° C. Net replacement rate was significantly lower at 22° C than at other temperatures (4.6 vs. 22.2 to 25.8 females/female/generation). Lifetime female fecundity ranged from 123.1 at 22° C to 209.4 at 30° C. The thermal threshold for post-diapause pre-reproductive development was estimated to be 20° C, and 66.8 degree-days were required for its completion.

Keywords: degree-day, intrinsic rate of increase, net replacement rate

Correspondence: ^a shiranipour@tabrizu.ac.ir

Associate Editor: J. P. Michaud was editor of this paper.

Received: 3 September 2008, **Accepted :** 13 October 2009

Copyright : This is an open access paper. We use the Creative Commons Attribution 3.0 license that permits unrestricted use, provided that the paper is properly attributed.

ISSN: 1536-2442 | Vol. 10, Number 106

Cite this paper as:

Iranipour S, Pakdel AK, Radjabi G. 2010. Life history parameters of the Sunn pest, *Eurygaster integriceps*, held at four constant temperatures. *Journal of Insect Science* 10:106 available online: insectscience.org/10.106

Introduction

The Sunn pest, *Eurygaster integriceps* Puton (Heteroptera: Scutelleridae), is the most important insect pest of cereals (wheat and barley) in Iran. It has a single generation a year and an obligatory diapause in the adult stage (Alexandrov 1947; Radjabi 2000). Despite a long history of the pest in Iran, there are few studies, if any, on the effects of environmental factors on its demography. Some work has addressed the effect of different wheat cultivars on biological parameters like fecundity (Zomorodi 1961; Abdollahy 1989b; Karimi 1992; Rezabeygi et al. 2000; Fathipour and Abdollahy 1998) and reproductive diapause (Martin et al. 1969; Abdollahy 1989a; Radjabi and Termeh 1992; Radjabi 2000). The average number of eggs laid under field conditions has been reported to be 70-80/female (Alexandrov 1947; Davatchi 1954). Zomorodi (1961) found that feeding on wheat kernels caused a 3-fold increase in oviposition compared to feeding on seedlings. On the other hand, fecundity declined with increasing density in laboratory cultures.

Martin et al. (1969) examined oviposition in *E. integriceps* as a function of diapause status. They observed that samples obtained from resting sites between October and April laid 0.1 to 11.5 clutches of eggs/female. They also observed a negative effect on oviposition in crowded cultures. Abdollahy (1989a) found that adults collected during the first week of November, December, and January laid 53.5, 75 and 100% of their eggs, respectively. Similarly, Iranipour (2008) observed oviposition by 62 and 86% of females collected during December and February, respectively, with mean fecundities of 110.5 and 262.5, respectively. Radjabi (2000)

emphasized that fecundity decreases after January due to a decline in fat reserves. Safavi (1973), Salavatiyan (1991), and Radjabi (1994, 2000, 2007) suggested that *E. integriceps* can be divided into two categories by weight: the first group includes aggressive or virulent bugs, which have a weight over 125 mg, whereas the second group comprises avirulent bugs that are below 110 mg and lay only 50 to 70% as many eggs as the first group. These groups are also recognized as migrant and resident bugs, respectively (Radjabi 2000, 2007). Whereas consistent differences in weight and fecundity are often evident between populations, Iranipour (2008) found no within-group correlation between body size and fecundity, suggesting no direct relationship between the two.

Maafi and Parker (2001) and Neyshabouri (2006) measured demography of the pest in separate studies under constant physical conditions. However, despite the obvious effect of temperature on factors affecting population growth rate, no study has yet quantified its effects on mortality, natality, and developmental rate of the pest. In this study, four constant temperatures were used to examine the effects on fecundity, developmental time, and survival.

Materials and Methods

Source of insects

Adult *E. integriceps* were collected from their resting sites in Varamin County, Tehran Province during diapause termination in December and used directly in experiments. The obligatory diapause complicates rearing and makes it difficult to obtain a homogenous cohort.

Experimental design

Adults were divided into four equal groups, each consisting of 15 pairs of males and females, each held in a plastic cylinder (12 cm diameter \times 17 cm height). All insects were held in an insectary under physical conditions simulating natural spring conditions. Hence, four constant temperatures were tested: 22, 25, 27, and $30 \pm 1^\circ \text{C}$, all with a photoperiod of 14:10 L:D. Bugs were fed on wheat kernels cultivar Mahdavi, a commonly cultivated variety in Varamin. The tops of dishes were covered with a cloth net, and the bottoms were pressed into soil in a pot with a similar internal diameter. The soil provided a textured substrate that was conducive to the bugs righting themselves when they fell on their backs. Food was replaced two to three times a week and water was provided continuously in a vial. Strips of paper ($4 \times 30 \text{ cm}$) were folded and placed in each cylinder as an oviposition substrate. All events were recorded daily throughout the experiment until the last individual died.

Life tables. The obligatory adult diapause renders it impractical to rear a cohort from egg to egg. Therefore, data on the development of immature stages were obtained in a separate experiment using egg cohorts collected at the peak of oviposition under the same conditions as described above (Iranipour et al. 2003). These data provided constant values for developmental time (egg to adult molt) and immature survival rate at each temperature. The following life table parameters were measured using the procedures of Carey (1993). Gross reproductive rate (GRR), net reproductive rate (R_0), intrinsic rate of natural increase (r_m), finite rate of increase (λ), intrinsic birth rate (b), intrinsic death rate (d), generation time (GT), and doubling time (DT) were estimated for each temperature treatment. Jackknife

pseudo-values were used to estimate variances and confidence intervals (Meyer et al. 1986). Additional variables such as lifetime fecundity/female, pre-oviposition, oviposition, and post-oviposition periods and longevity were analyzed by traditional methods using the GLM procedure of SAS (1999). Due to unequal mortality and infertility among treatments, statistical analysis assumed an imbalanced CRD. Means were separated using Duncan's multiple range test at both 95 and 99% confidence levels, except for lifetime fecundity for which Tukey's procedure was used. The linear regression model PROC REG (SAS 1999) was used to describe the relationship between developmental rate and temperature.

Results

Demographics

Significant differences were observed in all life history parameters across the range of temperatures tested (Table 1). All life history parameters increased in magnitude with increasing temperature, except for generation time and doubling time which demonstrated the opposite trend. There was a significant differences among temperatures in all dependent variables ($p < 0.01$ in all cases). The relationship between temperature and r_m ($F = 475.72$; $df = 1, 58$; $p < 0.01$; $r^2 = 0.891$) was positive, whereas that between temperature and T ($F = 749.05$; $df = 1, 58$; $p < 0.01$; $r^2 = 0.928$) was negative (Figure 1).

Lifetime fecundity

Although ANOVA revealed no significant difference among temperatures whether all females ($F = 1.795$; $df = 3, 56$; $p = 0.16$) or only fertile females ($F = 2.553$; $df = 3, 51$; $p = 0.07$) were considered, Tukey's procedure revealed a significant difference between 22 and 30°C at the $p < 0.05$ (Figure 2). Average

fecundities increased to 209.4, 185.8, 174.3, and 123.1, respectively, when infertile females were eliminated.

Longevity

The post-diapause adult life of females can be divided into three components, the pre-oviposition, oviposition, and post-oviposition periods. Effects of temperature on longevity and the duration of these periods were analyzed separately. Significant differences were observed in longevity ($F = 18.97$; $df = 3, 56$; $p < 0.01$). Longevity was greater when the bugs were reared at 22 and 25° C in comparison with 27 or 30° C. Mean longevities were 70.8 ± 5.1 , 64.9 ± 5.0 , 39.2 ± 4.5 , and 30.3 ± 3.1 days at 22, 25, 27, and 30°

C, respectively. Temperature significantly affected the post-diapause pre-oviposition ($F = 63.43$; $df = 3, 51$; $p < 0.01$) oviposition ($F = 4.81$; $df = 3, 51$; $p = 0.01$), and post-oviposition periods ($F = 3.60$; $df = 3, 51$; $p = 0.02$). The post-diapause pre-oviposition period decreased with increasing temperature (Figure 3). The lower thermal threshold for reproductive development was estimated to be 20.0° C, and 66.8 degree-days were required for its completion.

The oviposition period was significantly longer at 22 and 25° C than at 30° C, lasting 37.4 ± 3.9 , 39.2 ± 5.4 , 28.0 ± 4.5 , and 19.6 ± 2.3 days at 22, 25, 27, and 30° C, respectively.

Table 1. Mean (± SE) life history parameters for post-diapause Eurygaster integriceps adults held at four temperatures.

Parameter	F	p	22	25	27	30
Gross reproductive rate (GRR)	3.34	0.025	76.4 (± 16.5)b	99.8(±12.3)ab	129.9 (± 12.1)a	124.1 (± 12.2)a
Net reproductive rate (R ₀)	8.74	<0.0001	4.6 (± 0.7)b	25.8(±4.1)a	22.2 (± 4.1)a	23.1 (± 3.1)a
Generation time (GT)	402.2	<0.0001	121.1 (± 2.7)a	85.8 (± 1.6)b	57.5 (± 1.5)c	40.0 (± 0.8)d
Doubling time (DT)	67.13	<0.0001	54.4 (± 5.0)a	18.2 (± 0.9)b	12.8 (± 0.7) bc	8.8 (± 0.3)c
Intrinsic rate of increase (r _m)	153.24	<0.0001	0.013 (±0.001)d	0.038 (± 0.002)c	0.054 (± 0.003)b	0.079 (± 0.003)a
Finite rate of increase (λ)	149.79	<0.0001	1.013(±0.001)d	1.039 (± 0.002)c	1.056 (± 0.003)b	1.082 (± 0.003)a
Intrinsic birth rate (b)	19.76	<0.0001	1.036(±0.133)c	1.582 (± 0.230)c	2.621 (± 0.310)b	3.683 (± 0.333)a
Intrinsic death rate (d)	19.06	0.0001	1.024(±0.133)c	1.544 (± 0.228)c	2.567 (± 0.307)b	3.604 (± 0.332)a

Values bearing the same letter were not significantly different within rows (one-way ANOVA, df = 3,56).

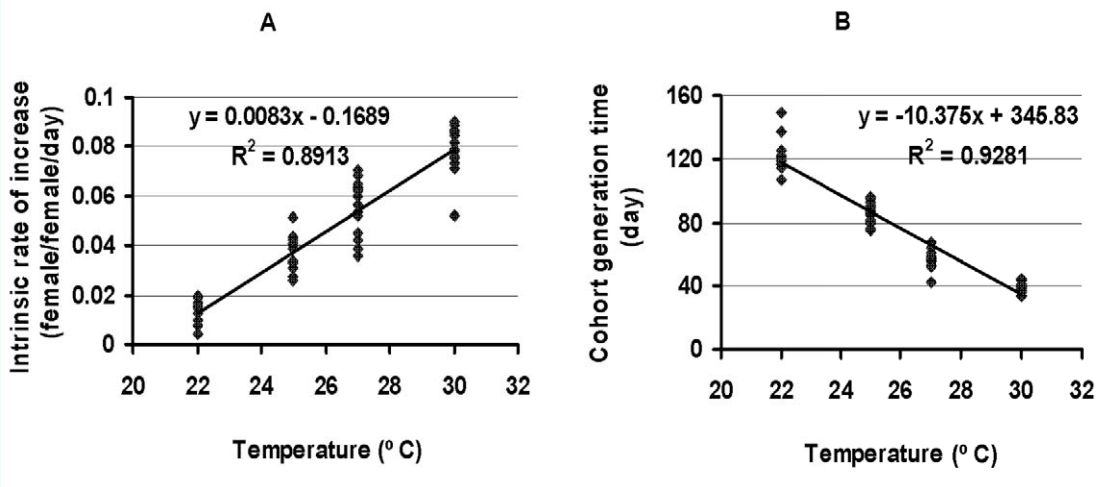


Figure 1. Relationship between temperature and Eurygaster integriceps intrinsic rate of natural increase (A) and generation time (B). High quality figures are available online.

The post-oviposition period was also longer at 22° C than at either 27 or 30° C, lasting 11.2 ± 2.1 , 8.2 ± 1.7 , 3.9 ± 0.8 , and 5.7 ± 1.7 days at the four temperatures, respectively. Fecundity was positively correlated with longevity and oviposition period and negatively correlated with pre-oviposition period, whereas longevity was positively correlated with all other parameters (Table 2).

Discussion

The relationship between weather conditions and *E. integriceps* outbreaks were pointed out by Kartavtsev (1974), Vinogradova and Kosenkov (1976), Doroninia and Makarova (1976), Makarova and Doroninia (1981), and Volodichev (1991, 1996). Studying *Eurygaster amerinda* and *Eurygaster minidoka* in Pachkopas and Berkley, Vojdani (1961) showed that population changes from one generation to the next were independent of pest density in the previous generation and that weather conditions were responsible for most of the observed variation. Rainfall patterns during the two years were inferred to affect phenological synchrony of the pest with its host plant. Subsequently, other workers re-

emphasized the indirect effect of drought on pest abundance via its indirect effect on wheat growth and nutrition (Safavi 1971, 1972; Salavatiyan 1991). Rainy, cold springs also may have a similar effect due to differences in thermal thresholds for *E. integriceps* versus wheat growth and development (Fedotov 1954; Paikin 1969; Salavatiyan 1991). Afsarian et al. (2006) found that drought may also cause direct mortality in the pest population. When fields were irrigated for longer periods, densities of nymphs and adults in the next generation were lower even when initial adult densities were the same. The thermal threshold for immature development of *E. integriceps* was determined by Iranipour et al. (2003) who reported that developmental time decreased from 77.7 to 24.5 days as temperature increased from 22 to 30° C. This is the primary reason why the intrinsic rate of natural increase r_m was observed to increase with temperature in the present study. As pointed out by Lewontin (1965) and Dent and Walton (1997), r_m is affected more by age of first reproduction than by fecundity. Delayed development causes a delay in onset of reproduction and a parallel increase in generation time.

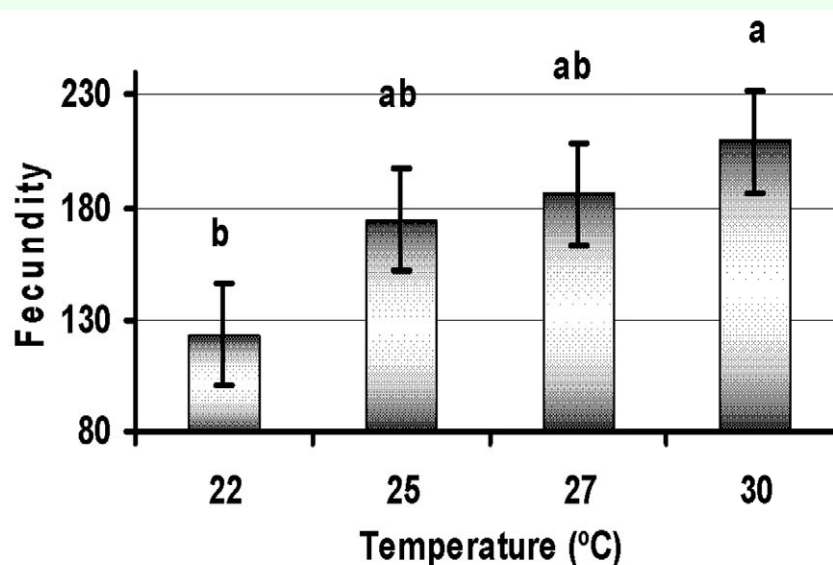


Figure 2. Mean fecundities of fertile females of *Eurygaster integriceps* held at four different temperatures. Columns bearing the same letter were not significantly different (Tukey's HSD, $\alpha = 0.05$). High quality figures are available online.

Maafi and Parker (2001) studied demography of this insect at $25 \pm 0.5^{\circ}\text{C}$, and obtained results that differed from those presented here, including lower GRR, higher R_0 and r_m , shorter GT and DT, and lower overall mortality than the present results at the same temperature. The more than 4-fold difference in GT between the two studies reflects parallel differences in DT and r_m . The shorter developmental time in their study (41.56 vs. 51.47) and lower mortality (40% vs. 66%), as well as unknown differences in methodology may explain some of these differences. Although the sources of two populations were

the same, the generations were different and that of their study appeared more vigorous, developing faster with lower mortality. This may arise from differences in the physiological state of the pest population in different years or from maternal effects carried over from the previous generation. However, in the Maafi and Parker (2001) study, data on immature stages were not included in the calculation of GT. If development time is taken into account in calculating generation time, then there is a 3-fold increase in GT in the Maafi and Parker (2001) study.

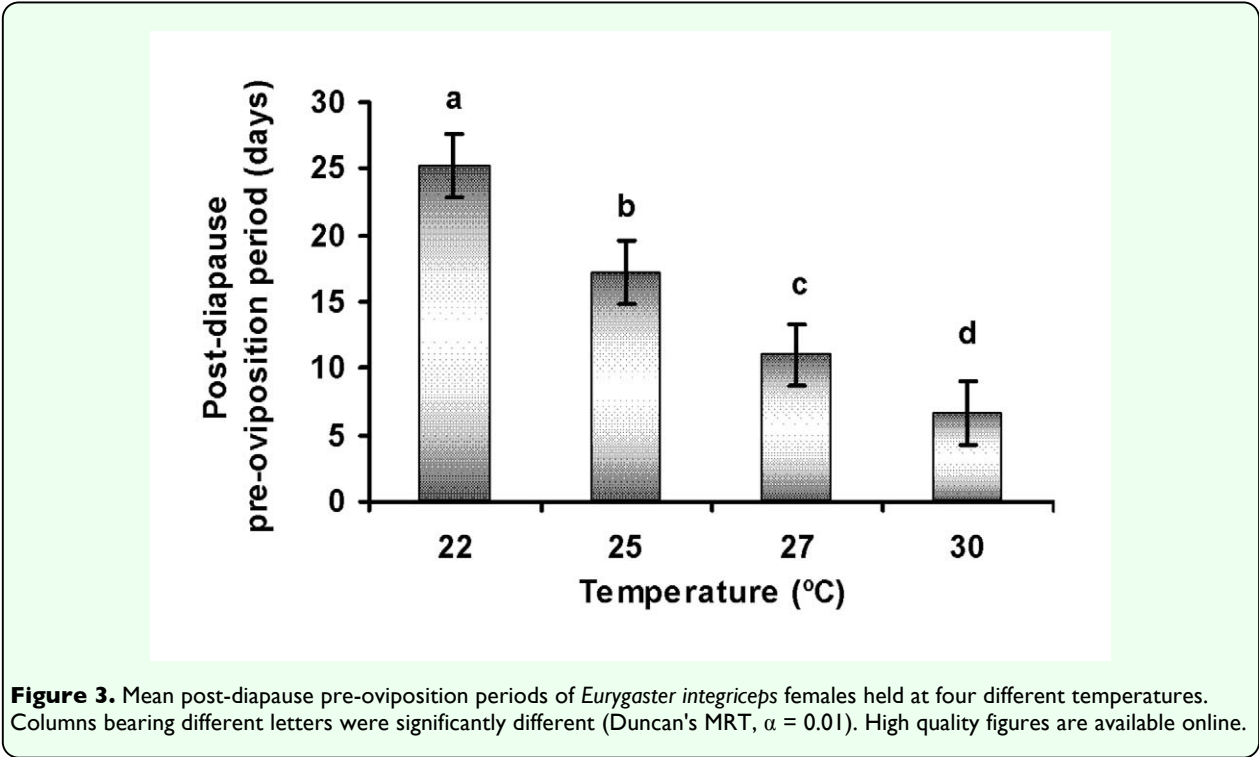


Table 2. Correlations between components of reproductive life in *Eurygaster integriceps* adults held at four temperatures.

	Fecundity	Longevity	Post-diapause pre-oviposition period	Oviposition period	Post-oviposition period
Fecundity	I				
Longevity	0.3073*	I			
Post-diapause pre-oviposition period	-0.3966**	0.5255**	I		
Oviposition period	0.6518**	0.7414**	0.0683ns	I	
Post-oviposition period	-0.0652ns	0.4689**	0.1394ns	0.1749ns	I

ns = non significant
* = significant at $p \leq 0.05$ confidence level
** = significant at $p \leq 0.01$ confidence level

Neyshabouri (2006) compared the demographics of normal bugs with melanic morphs and found no differences between them except for developmental time, which was about a day longer for melanics. Those results were similar to the current data, which was obtained at 27° C in both cases.

Radjab (2000, 2007) observed that cold and rainy conditions in spring could delay development of *E. integriceps* in relation to wheat. Moreover, oviposition begins later and is extended over a longer period. This has an indirect effect on the next generation by shortening its feeding window. Salavatiyan (1991) also stated that, when such conditions occur in successive years, they can lead to a considerable decline in the population. Vojdani (1961) observed both temporal and spatial differences in developmental time in two Nearctic species of *Eurygaster*. However, the population was affected negatively by increasing temperature in his study because direct mortality due to high temperatures was considerable, and the adults left the fields after emergence. It is clear from the current results that the best reproduction of the insect occurred at temperatures $\geq 25^{\circ}$ C and that at 30° C, the upper temperature threshold for reproduction was not yet reached. Shorter developmental times at higher temperatures further enhanced the intrinsic rate of natural increase within the range studied. From this, it may be inferred that *E. integriceps* will be more harmful to cereal crops during a hot spring than a cold one as a result of both accelerated development and faster reproduction.

References

- Abdollahy A. 1989a. An investigation on diapausing period of *Eurygaster integriceps* Put. (Hem., Scutelleridae) in overwintering sites. In: *Proceedings of the 9th Plant Protection Congress of Iran*, 9-14 Sept. 1989, page 3. University of Ferdowsi, Mashhad, Iran.
- Abdollahy A. 1989b. The effects of wheat varieties on egg deposition of *E. integriceps* Put. (Hem. Scutelleridae). In: *Proceedings of the 9th Plant Protection Congress of Iran*, 9-14 Sept. 1989. page 4. University of Ferdowsi, Mashhad, Iran
- Afsarian M, Hatami B, Khajehali J, Mousavi SF. 2006. Effect of drought stress and wheat cultivars on population of *Eurygaster integriceps* in Isfahan. In: *Proceedings of the 17th Plant Protection Congress of Iran*, 2-5 Sept. 2006, page 396. University of Tehran, Karaj, Iran.
- Alexandrov N. 1947. *Eurygaster integriceps* Put. a Varamine et ses parasites. *Entomologie et Phytopathologie Appliquees* 5: 29-41.
- Maafi MA, Parker BL. 2001. Demography of sunn pest (*Eurygaster integriceps* Puton) in Iran [Hemiptera: Scutelleridae]. *Arab Journal of Plant Protection* 19: 135-138.
- Carey JR. 1993. *Applied Demography for Biologists, with Special Emphasis on Insects*. Oxford University Press.
- Davatchi A. 1954. *Insect Pests of Iran, Grasshoppers and Other Cereal Insect Pests*. Tehran University Publications.
- Dent DR, Walton MP. 1997. *Methods in Ecological and Agricultural Entomology*. CAB International.
- Doronina GM, Makarova LA. 1976. Geographical characteristics of the population dynamics of the noxious pentatomid and their simulation by models. *Trudy Vsesoyuznogo*

Nauchno issledovatel'skogo Instituta Zashchiti Rastenii 50: 76-102.

Fathipour Y, Abdollahy A. 1998. Primary investigations on antibiosis resistance of wheat varieties to sunn pest *Eurygaster integriceps* Put. (Het. Scutelleridae) considering age specific fecundity. In: *Proceedings of the 13th Plant Protection Congress of Iran*, 23-27 August 1998, Vol. 1-Pests. pp. 32 University of Tehran, Karaj, Iran.

Fedotov DM. 1954. *Forecast the Population Dynamics of Sunn Pest (Eurygaster integriceps)*. Akademii Nauk.

Iranipour S. 2008. Relationship between fecundity, weight and body dimensions in *Eurygaster integriceps* Puton (Hem., Scutelleridae). In: *Proceedings of the 18th Iranian Plant Protection Congress*, 24-27 August 2008, Vol. 1-Pests. pp. 454. University of Bu Ali Sina.

Iranipour S, Pakdel AK, Radjabin G. 2003. Age specific mortality and temperature dependent development of immature stages of sunn-pest, (*Eurygaster integriceps* Put.) (Het., Scutelleridae) in four constant temperatures. *Applied Entomology and Phytopathology* 70: 1-17.

Kartavtsev NI. 1974. Studying the role of naturally occurring Telenomines. *Zashchita Rastenii* 4: 31.

Lewontin RC. 1965. Selection for colonizing ability. In: Baker HG, Stebbins GL, editors. *The Genetics of Colonizing Species*. pp. 77-94. Academic Press.

Makarova LA, Doronina GM. 1981. On a basis of agroclimatic factors. *Zashchita Rastenii* 12: 11-12.

Martin HE, Javahery M, Radjabin G. 1969. Note sur la punaise des cereales *Eurygaster integriceps* Put. et de ses parasites du genre *Asolcus* en Iran. *Entomologie et phytopathologie Appliquees* 28: 38-46.

Messenger PS. 1964. Use of life tables in a bioclimatic study of an experimental aphid-braconid wasp host-parasite system. *Ecology* 45: 119-131.

Meyer JS, Ingersoll CG, McDonald LL, Boyce MS. 1986. Estimating uncertainty in population growth rates: Jackknife vs. bootstrap techniques. *Ecology* 67: 1156-1166.

Karimi AM. 1992. Studying resistance of wheat and barley cultivars to sunn pest in Varamin. In: *The First Conference of Sunn Pest*. pp. 116-134 College of Agriculture, University of Tehran, Karaj, Iran.

Neyshabouri JM. 2006. Comparative demography of the black and normal colour-forms of *Eurygaster integriceps* under laboratory conditions. In: *Proceedings of the 17th Iranian Plant Protection Congress*, 2-5 September 2006, Vol. 1-Pests. pp. 287 University of Tehran, Karaj, Iran.

Paikin DM. 1969. *Sunn Pest*. Kolos.

Radjabin G. 1994. Analysis of sunn pest periodic outbreaks in Iran. *Applied Entomology and Phytopathology* 61: 1-13.

Radjabin G. 2000. *Ecology of Cereal Sunn Pests in Iran*. Agricultural Research, Education, Extension and Organization Publication, Tehran, Iran.

Radjabin G. 2007. *Sunn Pest Management Based on Its Outbreaks' Key Factor Analysis in Iran*. Ministry of Jihad - e - Agriculture, Agricultural Research and Education,

Extension and Organization Publication,
Tehran, Iran.

Rezabeigi M, Esmaili M, Ganbalani GN, Radjabi G. 2000. Comparison of the greenhouse field methods in the host plant resistance experiments to the over-wintered adults of sunn pest (*Eurygaster integriceps* Put.). In: *Proceedings of the 14th Plant Protection Congress of Iran*, 5-8 Sept. 2000, Vol. 1-Pests. page 3. Isfahan University of Technology.

Radjabi G, Termeh F. 1992. Complementary studies on the biology of *Eurygaster integriceps* Put. and *Aelia furcula* F. in the altitudes of Iran. *Applied Entomology and Phytopathology* 59: 1-9.

Safavi M. 1973. *Etude Bio-Ecologique des Hymenopteres Parasites des Oeufs des Punaises sed Cereales en Iran*. Ministry of Agriculture and Natural Resources, Tehran, Iran.

Safavi M. 1972. Injurious cereal bug. *Plant Protection* 17: 26-29.

Safavi M. 1971. Injurious cereal bug. *Plant Protection* 15-16: 44-46.

Salavatiyan M. 1991. *The Necessity of Studying Ecological and Biological Effective Factors in Controlling Field Crop Pests*. Agricultural Research and Education, Extension and Organization Publication, Tehran, Iran.

SAS Institute Inc. 1999. *SAS/STAT User's Guide*, Ver. 7. SAS Institute Inc.

Vinogradova NM, Kosenkov II. 1976. Statistical assessment of the effects of agroclimatic factors on the dynamics of the numbers and infestation of cereal crops by the noxious pentatomid in the Krasnodar region.

Trudy Vsesoyuznogo Nauchno issledovatel'skogo Instituta Zashchiti Rastenii 45: 122-132.

Vojdani S. 1961. Bio-ecology of some *Eurygaster* species in central California (Pentatomidae-Scutellerinae). *Annals of the Entomological Society of America* 54: 567-578.

Volodichev MA. 1996. What about the *Eurygaster* bug? *Zashchita I Karantin Rastenii* 4: 10-11.

Volodichev MA. 1991. The sunn pest. *Zashchita Rastenii* 2: 9-12.

Zomorodi A. 1961. Development in biological control of sunn-pest. *Applied Entomology and Phytopathology* 20: 16-23.