

## **Chromosome numbers of the Kuwaiti flora, III.**

Authors: Malallah, Ghanima A., Masood, Muhammad, and Al-Dosari, Modi

Source: Willdenowia, 31(2) : 411-418

Published By: Botanic Garden and Botanical Museum Berlin (BGBM)

URL: <https://doi.org/10.3372/wi.31.31208>

---

The BioOne Digital Library (<https://bioone.org/>) provides worldwide distribution for more than 580 journals and eBooks from BioOne's community of over 150 nonprofit societies, research institutions, and university presses in the biological, ecological, and environmental sciences. The BioOne Digital Library encompasses the flagship aggregation BioOne Complete (<https://bioone.org/subscribe>), the BioOne Complete Archive (<https://bioone.org/archive>), and the BioOne eBooks program offerings ESA eBook Collection (<https://bioone.org/esa-ebooks>) and CSIRO Publishing BioSelect Collection (<https://bioone.org/csiro-ebooks>).

Your use of this PDF, the BioOne Digital Library, and all posted and associated content indicates your acceptance of BioOne's Terms of Use, available at [www.bioone.org/terms-of-use](http://www.bioone.org/terms-of-use).

Usage of BioOne Digital Library content is strictly limited to personal, educational, and non-commercial use. Commercial inquiries or rights and permissions requests should be directed to the individual publisher as copyright holder.

---

BioOne is an innovative nonprofit that sees sustainable scholarly publishing as an inherently collaborative enterprise connecting authors, nonprofit publishers, academic institutions, research libraries, and research funders in the common goal of maximizing access to critical research.

GHANIMA A. MALALLAH, MUHAMMAD MASOOD & MODI AL-DOSARI

## Chromosome numbers of the Kuwaiti flora, III.

### Abstract

Malallah, G. A., Masood, M. & Al-Dosari, M.: Chromosome numbers of the Kuwaiti flora, III. – Willdenowia 31: 411-418. 2001. – ISSN 0511-9618.

Chromosome numbers (somatic and gametic) of 21 species of eight families of angiosperms, collected in the wild in Kuwait, are reported. Most of them are the first counts in Kuwaiti populations. Included are the first report for *Anisosciadium lanatum* ( $2n = 18$ ) and new numbers for *Aizoon hispanicum* ( $2n = 18$ ), *Astragalus annularis* ( $2n = 24$ ) and *Pallenis hierochuntica* ( $2n = 12$ ). The karyotypes of *Astragalus annularis* and *A. spinosus* are illustrated.

### Introduction

This third instalment in a series of papers dealing with cytological investigations in the cytologically hitherto little known Kuwaiti flora provides chromosome counts for 21 species of eight angiosperm families, viz. *Aizoaceae*, *Apiaceae*, *Asteraceae*, *Cistaceae*, *Fabaceae*, *Geraniaceae*, *Liliaceae* and *Primulaceae*. For the previous instalments see Malallah & Brown (1999) and Malallah & al. (2001).

### Material and methods

The material, seeds and buds, used for this study was collected in various localities in Kuwait. Each report is based on material from at least three different plants of the population investigated and is documented by vouchers deposited in the Kuwait University Herbarium (KTUH) and in our laboratory. The nomenclature of the species investigated follows, unless otherwise stated, the floras by Daoud & Al-Rawi (1985), Al-Rawi (1987) and Boulos & Al-Dosari (1994). The taxa are listed in alphabetical order.

Chromosome numbers were obtained from root tip mitoses of seeds germinated in Petri dishes and from pollen mother cells of flower buds collected in the wild and fixed in Carnoy's fixative, respectively. For the standard techniques used to stain the chromosomes see Malallah & al. (2001).

For previous chromosome number reports of the species investigated by us, the indexes of plant chromosome numbers (Ornduff 1967-69, Fedorov 1969, Moore 1973-77, Goldblatt 1981-88, Goldblatt & Johnson 1990-2000) were consulted.

## Results

### *Aizoaceae*

#### *Aizoon hispanicum* L.

$n = 9$ . – King Fahad Road near Ahmadi, 29°03'N, 48°03'E, 7.2.2000, *M. Masood* 250 (KTUH).

The pollen mother cells show nine bivalents (Fig. 1A-B). Our counts of  $n = 9$  are new for this species, for which so far  $n = 16$  or c. 16, respectively (Amin 1973, sec. Moore 1977, Bittrich 1986, sec. Goldblatt & Johnson 1990) were reported.

### *Apiaceae*

#### *Anisosciadium lanatum* Boiss.

$n = 9$ ,  $2n = 18$ . – Abdally, Ajaib farm, 30°05'N, 47°43'E, 10.4.2000, *G. Malallah & M. Masood* 256 (KTUH).

Our counts of  $n = 9$  (Fig. 1D) and  $2n = 18$  are the first for this annual species. For *A. orientale* DC. the gametic number of  $n = 11$  (Ghaffari 1986, sec. Goldblatt & Johnson 1990; Ghaffari & al. 1987, sec. Goldblatt & Johnson 1991) has been reported. This indicates the existence of two different basic numbers ( $x = 9$  and 11) in *Anisosciadium*.

### *Asteraceae*

#### *Anvillea garcinii* (Burm. f.) DC.

$n = 7$ ,  $2n = 14$ . – Al-Salmi border area with Saudi Arabia, 29°06'N, 47°39'E, 18.3.1999, *M. Al-Dosari* 4068 (KTUH).

Our gametic (Fig. 1C) and somatic counts corroborate the previous reports of  $2n = 14$  for this species (Anderberg 1982, sec. Goldblatt 1985; Brullo & al. 1990, sec. Goldblatt & Johnson 1994; Diaz Lifante & al. 1992, sec. Goldblatt & Johnson 1996).

#### *Filago pyramidata* L.

$n = 14$ . – Jahra-Subiya road, escarpment on the right side of the road, 29°24'54"N, 47°42'25"E, 2.3.2000, *K. T. Mathew* 4698 (KTUH).

Our gametic counts of  $n = 14$  (Fig. 1F) agree with the previous reports for this tetraploid species (Bjorkqvist & al. 1969, sec. Moore 1971; Queiros 1973, Dahlgren & al. 1971, sec. Moore 1977; Vogt & Oberprieler 1994, sec. Goldblatt & Johnson 1998).

#### *Ifloga spicata* (Forssk.) Sch. Bip.

$n = 7$ ,  $2n = 14$ . – Doha, 13 km west of Kuwait city, Sheikh Zaidh preservative area near the entertainment city, 29°23'N, 47°49'E, 3.1.1998, *M. Al-Dosari* 2625 (KTUH).

Our gametic (Fig. 2A) and somatic counts are consistent with the reports of  $2n = 14$  in previous studies (Nordenstam 1972, sec. Moore 1977; Dalgaard 1986, sec. Goldblatt & Johnson 1990).

#### *Launaea nudicaulis* (L.) Hook. f.

$n = 9$ ,  $2n = 18$ . – Failka Island, 29°26'N, 48°18'E, 23.3.2000, *M. Al-Dosari* 4796 (KTUH).

Our gametic (Fig. 2B-C) and somatic counts agree with numerous earlier reports. Besides the common diploid cytotype, sometimes with an accessory B-chromosome (Oberprieler & Vogt (1993, sec. Goldblatt & Johnson 1996), from Tunisia also a rare tetraploid cytotype was reported by Kilian & al. (1995), who state that reports under this name from India and Pakistan (also including a tetraploid count) are due to misidentification.

#### *Pallenis hierochuntica* (Michon) Greuter [Syn.: *Asteriscus hierochunticus* (Michon) Wiklund, *Asteriscus pygmaeus* (DC.) Cosson & Durand]

$n = 6$ ,  $2n = 12$ . – Failka Island, 29°26'11.4"N, 48°18'02.9"E, 9.3.2000, *G. Malallah & M. Masood* 251 (KTUH).

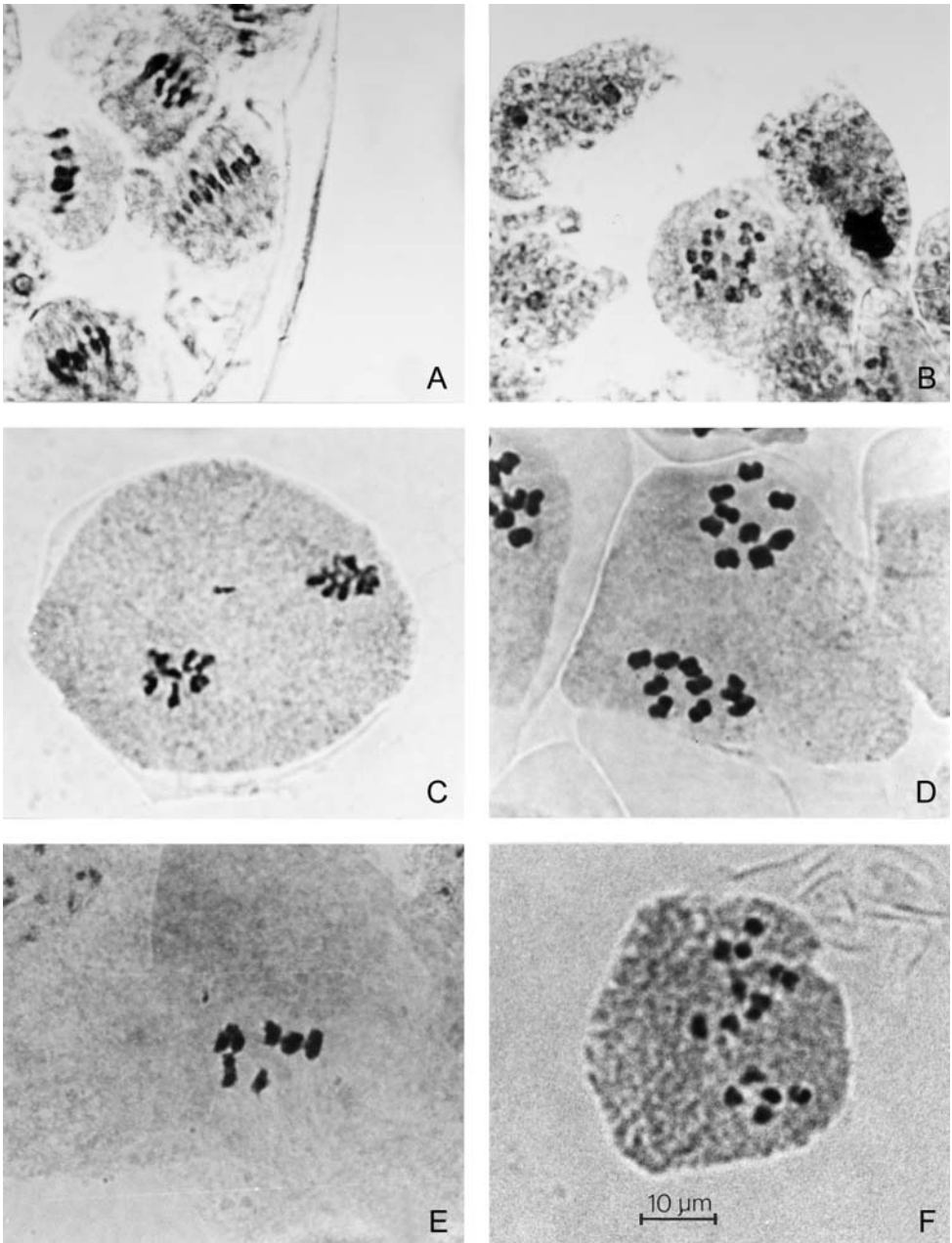


Fig. 1. Meiotic stages of pollen mother cells – A-B: *Aizoon hispanicum*, n = 9; C: *Anvillea garcinii*, n = 7; D: *Anisosciadium lanatum*, n = 9; E: *Pallenis hierochuntica*, n = 6; F: *Filago pyramidata*, n = 14.

For the correct name of this species see Greuter (1997). Our gametic (Fig. 1E, showing 5 bivalents and 2 univalents) and somatic counts of this species deviate from previous reports of  $2n = 10$  by Wiklund (1985, sec. Goldblatt 1988) and Humphries & al. (1978, sec. Goldblatt 1981). In the mitoses analysed we found cells with twelve chromosomes of 3-5  $\mu\text{m}$  and others with 10 chromosomes of that size plus 2 chromosomes of only c. 1  $\mu\text{m}$  length.

***Urospermum picroides* (L.) F. W. Schmidt**

$n = 5$ ,  $2n = 10$ . – Khairan, 28°39'N, 48°42'E, 17.2.2000, *M. Masood* 417 (KTUH).

Our counts in plants from Kuwait, where the species occurs as an uncommon weed in irrigated cultivations and gardens, are consistent with the many reports for this species from other regions.

**Cistaceae**

***Helianthemum ledifolium* (L.) Mill.**

$n = 10$ ,  $2n = 20$ . – Al-Salmi, 29°06'N, 47°39'E, 17.2.1999, *M. Masood* 348 (KTUH).

Our somatic and gametic (Fig. 2D) counts in Kuwaiti plants corroborate the reports from other regions (Luque & Mejias 1986 and Sanchez Anta & al. 1985, sec. Goldblatt & Johnson 1990).

**Fabaceae**

***Astragalus annularis* Forssk.**

$n = 8$ ,  $2n = 16$ , 24. – Failka Island, 29°26'11.4"N, 48°18'02.9"E, *G. Malallah* & *M. Masood* 269 (KTUH).

We obtained two different somatic counts from two different individual plants, which appeared morphologically indistinguishable. The counts of  $n = 8$  and  $2n = 16$  (Fig. 3A) agree with a previous report for this species by Maassoumi (1987, sec. Goldblatt & Johnson 1991). A second number of  $2n = 14$  was established by Badr & al. (1996) from samples collected in three different localities in Egypt. Our other count of  $2n = 24$  is the third number obtained for this species.

***Astragalus corrugatus* Bertol. [Syn.: *A. tenuirugis* Boiss.]**

$n = 16$ ,  $2n = 32$ . – Subiya coastal area, 29°35'N, 48°10'E, 17.1.2001, *M. Masood* 74 (KTUH).

Our gametic and somatic (Fig. 2E) counts corroborate the report by Ledingham & Rever (1963). A deviating count of  $2n = 24$  was reported by Badr & al. (1996, sec. Goldblatt & Johnson 2000) under the synonym *A. tenuirugis*.

***Astragalus sieberi* DC.**

$n = 8$ ,  $2n = 16$ . – Al-Salmi border area with Saudi Arabia, 29°06'N, 47°39'E, 17.2.1999, *G. Malallah* & *M. Masood* 283 (KTUH).

Our counts agree with earlier counts in plants from other regions (Ledingham & Rever 1963 and Badr & al. 1996, sec. Goldblatt & Johnson 2000).

***Astragalus spinosus* (Forssk.) Muschl.**

$n = 8$ ,  $2n = 16$ . – Nuwaseeb border area with Saudi Arabia 100 km from Kuwait city, 28°39'N, 48°42'E, 25.2.1999, *M. Al-Dosari* 3833 (KTUH).

Our counts (Fig. 3B, showing the karyotype) agree with the previous reports for this species (Murin & Chaudhri 1970, sec. Moore 1973; Brullo & al. 1990, sec. Goldblatt & Johnson 1994).

***Astragalus tribuloides* Delile**

$n = 8$ ,  $2n = 16$ . – Failka Island, 29°26'11.4"N, 48°18'02.9"E, 23.1.2001, *M. Masood* 93 (KTUH).

Our counts (Fig. 2F) agree with previous reports for this species (Ledingham & Rever 1963, Kliphuis & Barkoudah 1977, sec. Goldblatt 1981; Maassoumi 1987, sec. Goldblatt & Johnson

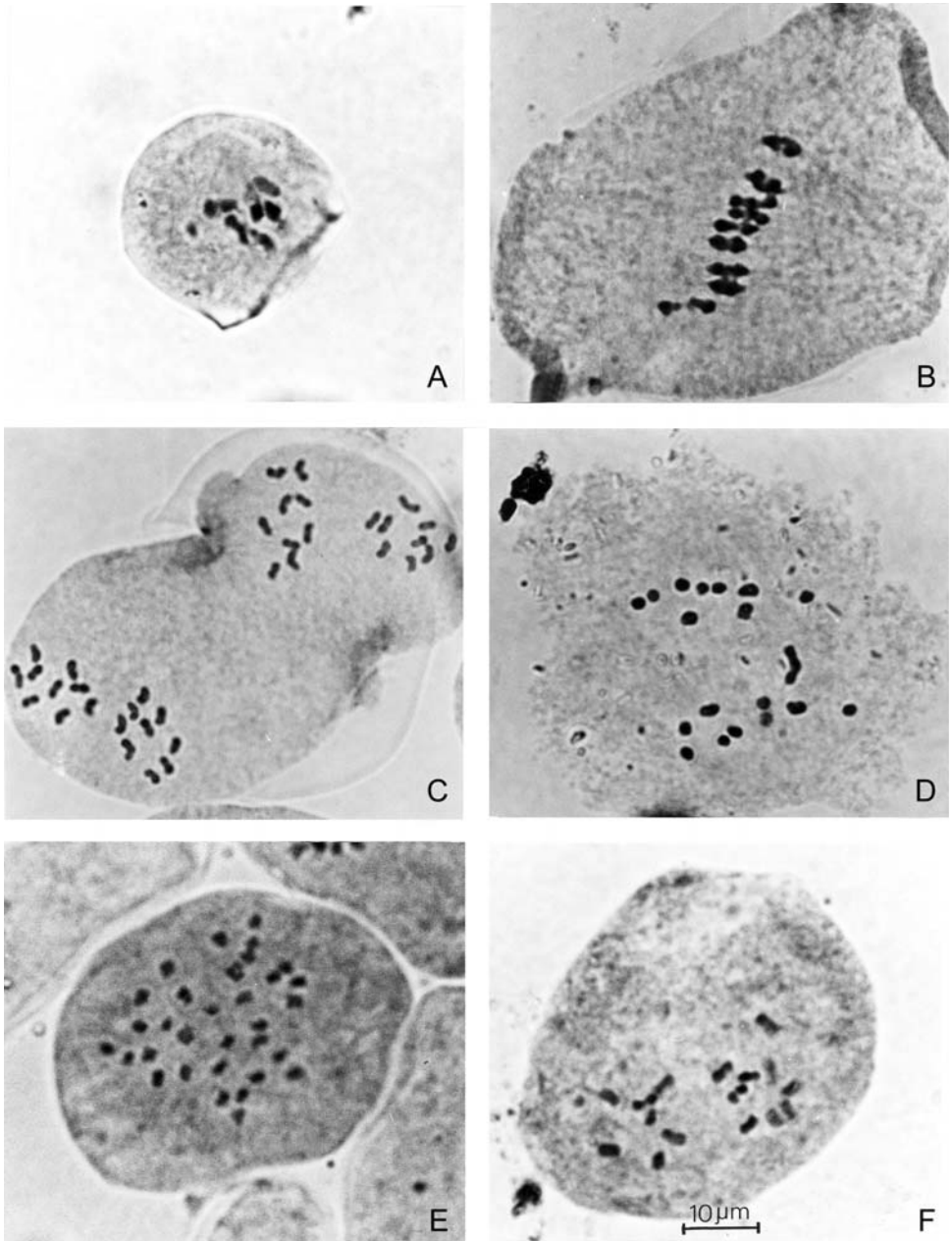


Fig. 2. Meiotic stages of pollen mother cells (A-D) and metaphases of root tip cells (E-F) – A: *Ifloga spicata*,  $n = 7$ ; B-C: *Launaea nudicaulis*,  $n = 9$ ; D: *Helianthemum ledifolium*,  $n = 10$ ; E: *Astragalus corrugatus*,  $2n = 32$ ; F: *Astragalus tribuloides*,  $2n = 16$ .





Fig. 3. Karyotypes – A: *Astragalus annularis*,  $2n = 16$ ; B: *A. spinosus*,  $2n = 16$ .

1991). Deviating counts of  $2n = 14$  were reported by Badr & al. (1996, sec. Goldblatt & Johnson 2000) for three different varieties of *A. tribuloides* from two different localities in Egypt.

### Geraniaceae

*Erodium bryoniifolium* Boiss. [Syn.: *E. oxyrhynchum* subsp. *bryoniifolium* (Boiss.) Schönb.-Tem.]  $n = 10$ ,  $2n = 20$ . – Khairan coastal area,  $28^{\circ}39'40''N$ ,  $48^{\circ}21'04''E$ , 14.2.200, *M. Masood 321* (KTUH).

Our counts (Fig. 4A-B) confirm a previous report by Díaz Lifante & al. (1992, sec. Goldblatt & Johnson 1996) under the above cited synonym.

*Erodium ciconium* (L.) L'Hér.

$n = 10$ ,  $2n = 20$ . – Khaldiya,  $29^{\circ}19'N$ ,  $48^{\circ}03'E$ , 7.2.2000, *M. Masood 324* (KTUH).

Two different numbers have been reported for this species, viz.  $2n = 18$  and  $2n = 20$ , both confirmed by several studies (see chromosome number indexes). In the Kuwaiti plants studied, we found the latter number only (Fig. 4C).

*Erodium cicutarium* (L.) L'Hér.

$n = 10$ ,  $2n = 20$ . – Khaldiya Jamiah,  $29^{\circ}19'N$ ,  $48^{\circ}03'E$ , 8.2.2000, *M. Masood 421* (KTUH).

Some 30 reports of the tetraploid cytotype of this species are listed in the chromosome number indexes, compared with only four for the diploid cytotype, to which also the plants investigated by us belong.

*Erodium glaucophyllum* (L.) L'Hér.

$n = 10$ ,  $2n = 20$ . – Al-Salmi,  $29^{\circ}06'N$ ,  $47^{\circ}39'E$ , 17.1.2000, *M. Masood 328* (KTUH).

Our gametic (Fig. 4D) and somatic counts corroborate the previous reports for this species quoted by Fedorov (1969), Ornduff (1969), Goldblatt (1988) and Goldblatt & Johnson (1991).

*Erodium laciniatum* (Cav.) Willd.

$n = 10$ ,  $2n = 20$ . – Failka Island,  $29^{\circ}26'N$ ,  $48^{\circ}18'E$ , 2.3.2000, *M. Masood 335* (KTUH).

Our gametic (Fig. 4E) and somatic counts agree with the numerous previous reports for this species from other regions.

### Liliaceae

*Asphodelus tenuifolius* Cav.

$n = 14$ ,  $2n = 28$ . – Shuwaikh, university campus,  $29^{\circ}17'N$ ,  $47^{\circ}56'E$ , 28.1.2001, *M. Masood 107* (KTUH).

Previous reports give a diploid chromosome complement and a basic number of either  $x = 14$ , as in the Kuwaiti plants studied by us, or  $x = 15$  (Díaz Lifante & Valdés 1996). Only Al-Turki & al. (2000) reported a count of  $2n = 52$ , thus a basic number of  $x = 13$  and a tetraploid chromosome complement.

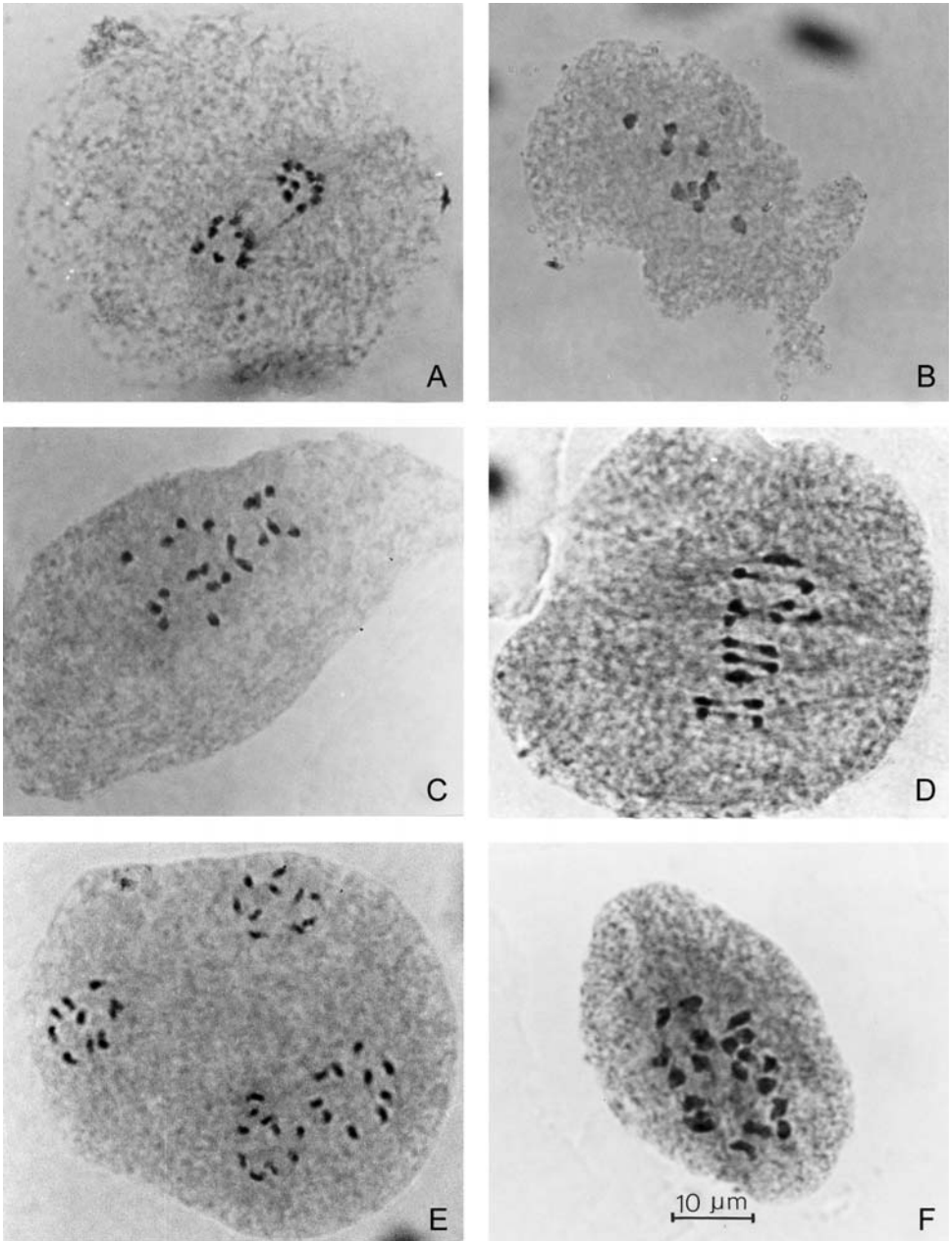


Fig. 4. Meiotic stages of pollen mother cells – A-B: *Erodium bryoniifolium*, n = 10; C: *E. ciconium*, n = 10; D: *E. glaucophyllum*, n = 10; E: *E. laciniatum*, n = 10; F: *Anagallis arvensis*, n = 20.



### *Primulaceae*

#### *Anagallis arvensis* L.

n = 20. – Wafra, 28°32'42.6"N, 48°23'14"E, 24.2.2000, *M. Al-Dosari 4649* (KTUH).

The species is rare in Kuwait and our count (Fig. 4F) is based on material from a single plant only. The chromosome number found agrees with the majority of the numerous previous reports for this species.

### Acknowledgement

We would like to thank Kuwait University for providing the financial assistance for this project no. SO 078.

### References

- Al-Rawi, A. 1987: Flora of Kuwait **2**. – Kuwait.
- Al-Turki, T. A., Filfilan, A. & Mehmood, S. E. 2000: A cytological study of flowering plants from Saudi Arabia. – *Willdenowia* **30**: 339-358.
- Boulos, L. & Al-Dosari, M. 1994: Checklist of the flora of Kuwait. – *J. Univ. Kuwait* **21**: 203-218.
- Daoud, H. S. & Al-Rawi, A. 1985: Flora of Kuwait **1**. – London & Kuwait.
- Díaz Lifante, Z. & Valdés, B. 1996: Revision del género *Asphodelus* L. (*Asphodelaceae*) en el Mediterráneo occidental. – *Boissiera* **52**.
- Fedorov, A. A. (ed.) 1969: Хромосомные числа цветковых растений [Chromosome numbers in flowering plants]. – Leningrad.
- Goldblatt, P. (ed.) 1981, 1984, 1985, 1988: Index to plant chromosome numbers 1975-1978, 1979-1981, 1982-1983, 1984-1985. – *Monogr. Syst. Bot. Missouri Bot. Gard.* **5, 8, 13, 23**.
- & Johnson, D. E. (ed.) 1990, 1991, 1994, 1996, 1998, 2000: Index to plant chromosome numbers 1986-1987, 1988-1989, 1990-1991, 1992-1993, 1994-1995, 1996-1997. – *Monogr. Syst. Bot. Missouri Bot. Gard.* **30, 40, 51, 58, 69, 81**.
- Greuter, W. 1997: Save *Asteriscus*, sink *Nauplius* (*Compositae*). – *Fl. Medit.* **7**: 41-48.
- Kilian, N., Oberprieler, C. & Vogt, R. 1995: Chromosome numbers of North African phanerogams, V. Some counts in *Launaea* (*Compositae*, *Lactuceae*). – *Willdenowia* **25**: 272-281.
- Ledingham, G. F. & Rever, B. M. 1963: Chromosome numbers of some southwest Asian species of *Astragalus* and *Oxytropis* (*Leguminosae*). – *Canad. J. Genet. & Cytol.* **5**: 18-32.
- Malallah, G. A. & Brown, G. 1999: Determination of chromosome number of Kuwaiti flora I. – *Cytologia* **64**: 181-196.
- , Al-Dosari, M. & Murin, A. 2001: Determination of chromosome numbers in Kuwaiti flora II. – *Thaiszia J. Bot.* **10**: 137-150.
- Moore, R. J. (ed.) 1973, 1974, 1977: Index to plant chromosome numbers 1967-1971, 1972, 1973-1974. – *Regnum Veg.* **90, 91, 96**.
- Ornduff, R. 1967, 1968, 1969: Index to plant chromosome numbers for 1965, 1966, 1967. – *Regnum Veg.* **50, 55, 59**.

Address of the authors:

Dr Ghanima A. Malallah, Muhammad Masood, Modi Al-Dosari, Department of Biological Sciences, Faculty of Science, Kuwait University, P.O. Box 5969, Safat 13060, Kuwait; e-mail: ghanima@kuc01.kuniv.edu.kw