

Influence of planting date and herbicide program on *Amaranthus palmeri* control in dry bean

Authors: Beiermann, Clint W., Creech, Cody F., Knezevic, Stevan Z., Jhala, Amit J., Harveson, Robert, et al.

Source: Weed Technology, 36(1) : 79-85

Published By: Weed Science Society of America

URL: <https://doi.org/10.1017/wet.2021.96>

The BioOne Digital Library (<https://bioone.org/>) provides worldwide distribution for more than 580 journals and eBooks from BioOne's community of over 150 nonprofit societies, research institutions, and university presses in the biological, ecological, and environmental sciences. The BioOne Digital Library encompasses the flagship aggregation BioOne Complete (<https://bioone.org/subscribe>), the BioOne Complete Archive (<https://bioone.org/archive>), and the BioOne eBooks program offerings ESA eBook Collection (<https://bioone.org/esa-ebooks>) and CSIRO Publishing BioSelect Collection (<https://bioone.org/csiro-ebooks>).

Your use of this PDF, the BioOne Digital Library, and all posted and associated content indicates your acceptance of BioOne's Terms of Use, available at www.bioone.org/terms-of-use.

Usage of BioOne Digital Library content is strictly limited to personal, educational, and non-commercial use. Commercial inquiries or rights and permissions requests should be directed to the individual publisher as copyright holder.

BioOne is an innovative nonprofit that sees sustainable scholarly publishing as an inherently collaborative enterprise connecting authors, nonprofit publishers, academic institutions, research libraries, and research funders in the common goal of maximizing access to critical research.

Research Article

Cite this article: Beiermann CW, Creech CF, Knezevic SZ, Jhala AJ, Harveson R, Lawrence NC (2022) Influence of planting date and herbicide program on *Amaranthus palmeri* control in dry bean. *Weed Technol.* **36**: 79–85. doi: [10.1017/wet.2021.96](https://doi.org/10.1017/wet.2021.96)

Received: 13 May 2021

Revised: 14 September 2021

Accepted: 28 October 2021

First published online: 8 November 2021

Associate Editor:

Aaron Hager, University of Illinois

Nomenclature:

Bentazon; dimethenamid-P; EPTC; ethalfluralin; imazamox; pendimethalin; Palmer amaranth; *Amaranthus palmeri* S. Watson; dry bean; *Phaseolus vulgaris* L.







Keywords:

Crop yield; late planting; pre-plant incorporated; residual herbicides; weed control; weed density

Author for correspondence:

Nevin Lawrence, University of Nebraska–Lincoln, Panhandle Research and Extension Center, 4502 Avenue I, Scottsbluff, NE, 69361. (Email: nlawrence2@unl.edu)

Influence of planting date and herbicide program on *Amaranthus palmeri* control in dry bean

Clint W. Beiermann¹ , Cody F. Creech² , Stevan Z. Knezevic³ , Amit J. Jhala⁴ , Robert Harveson⁵  and Nevin C. Lawrence² 

¹Former Graduate Research Assistant, Department of Agronomy and Horticulture, University of Nebraska–Lincoln, Lincoln, NE, USA; current: Assistant Professor, Department of Research Centers, Montana State University, Northwestern Ag Research Center, Kalispell, MT, USA; ²Associate Professor, Department of Agronomy and Horticulture, University of Nebraska–Lincoln, Panhandle Research and Extension Center, Scottsbluff, NE, USA; ³Professor, Department of Agronomy and Horticulture, University of Nebraska–Lincoln, Lincoln, NE, USA; ⁴Associate Professor, Department of Agronomy and Horticulture, University of Nebraska–Lincoln, Lincoln, NE, USA and ⁵Professor, Department of Plant Pathology, University of Nebraska–Lincoln, Panhandle Research and Extension Center, Scottsbluff, NE, USA

Abstract

Late-emerging summer annual weeds are difficult to control in dry bean production fields. Dry bean is a poor competitor with weeds, due to its slow rate of growth and delayed canopy formation. Palmer amaranth is particularly difficult to control due to season-long emergence and resistance to acetolactate synthase (ALS)-inhibiting herbicides. Dry bean growers rely on PPI and preemergence residual herbicides for the foundation of their weed control programs; however, postemergence herbicides are often needed for season-long weed control. The objective of this experiment was to evaluate effect of planting date and herbicide program on late-season weed control in dry bean in western Nebraska. Field experiments were conducted in 2017 and 2018 near Scottsbluff, NE. The experiment was arranged in a split-plot design, with planting date and herbicide program as main-plot and subplot factors, respectively. Delayed planting was represented by a delay of 15 d after standard planting time. The treatments EPTC + ethalfluralin, EPTC + ethalfluralin followed by (fb) imazamox + bentazon, and pendimethalin + dimethenamid-P fb imazamox + bentazon, resulted in the lowest Palmer amaranth density at 3 wk after treatment and the highest dry bean yield. The imazamox + bentazon treatment provided poor Palmer amaranth control and did not consistently result in Palmer amaranth density and biomass reduction compared with the nontreated control. In 2018, the delayed planting treatment had reduced Palmer amaranth biomass with the pendimethalin + dimethenamid-P treatment, as compared with standard planting. Delaying planting did not reduce dry bean yield and had limited benefit in improving weed control in dry bean.

Introduction

Dry bean is a leguminous crop commonly produced in arid and semiarid climates of the Northern High Plains. Dry bean was planted on 48,600 ha in Nebraska and 537,600 ha in the United States in 2019 (USDA 2019). To achieve optimum soil temperature for germination and emergence, dry bean is planted later in the season compared to corn (*Zea mays* L.), sugar beet (*Beta vulgaris* L.), and soybean [*Glycine max* (L.) Merr.] (Balasubramanian et al. 2004). Due to late planting of dry bean, early-emerging annual weed species such as kochia [*Bassia scoparia* (L.) A.J. Scott] and common lambsquarters [*Chenopodium album* (L.)] are less problematic (Werle et al. 2014). Late season-emerging weeds, such as *Amaranthus* and *Solanum* species, are the primary competitors in dry bean production (Ogg and Dawson 1984), interfering with crop growth and development and resulting in yield and quality reductions (Amini et al. 2014; Blackshaw 1991). Without effective weed control, dry bean yield in the state of Nebraska would be reduced by an estimated 59%, compared with 71% nationally (Soltani et al. 2017).

Palmer amaranth is a summer annual broadleaf species that has become troublesome in agronomic crop production systems across many regions of the United States (Ward et al. 2013), including the western region of Nebraska known as the Panhandle (Sarangi and Jhala 2018). Palmer amaranth is a dioecious species, native to the southwestern United States and Mexico (Sauer 1957). It is highly competitive in agronomic cropping systems due to its ability to emerge over long periods of time during the growing season (Jha and Norsworthy 2009) and its rapid rate of growth (Jha et al. 2008). Palmer amaranth can grow at a rate of 0.21 cm GDD⁻¹ (growing degree day, base 10 C) (Horak and Loughin 2000) and can produce up to 600,000 seeds per female plant (Keeley et al. 1987). Palmer amaranth achieves optimum germination at

© The Author(s), 2021. Published by Cambridge University Press on behalf of the Weed Science Society of America. This is an Open Access article, distributed under the terms of the Creative Commons Attribution licence (<http://creativecommons.org/licenses/by/4.0/>), which permits unrestricted re-use, distribution and reproduction, provided the original article is properly cited.



fluctuating soil temperatures near 30 C (Steckel et al. 2004), which favors late-season emergence. Palmer amaranth interference in dry bean has not previously been investigated; however, other *Amaranthus* species can be competitive and significantly reduce yield in dry and snap bean (*Phaseolus vulgaris* L.) (Aguyoh and Masiunas 2003; Amini et al. 2014).

Palmer amaranth is becoming a widespread issue in the Panhandle of Nebraska and is challenging to control in dry bean due to a lack of effective postemergence herbicide options. In dry bean production fields, both PPI and preemergence residual herbicides are the basis of weed control (Blackshaw et al. 2000; Wilson and Sbatella 2014). As PPI and preemergence herbicides cannot provide season-long weed control, postemergence herbicides are usually applied between the first and fifth trifoliate growth stage, depending on residual activity of PPI and preemergence herbicides applied. Common broadleaf postemergence herbicides in dry bean include imazamox and bentazon (Nissen and Kniss 2015; Wilson 2005). Palmer amaranth is widely resistant to acetolactate synthase (ALS)-inhibiting herbicides in Nebraska (Sarangi and Jhala 2018) as well as in other states (Sprague et al. 1997), making imazamox an ineffective control option. Bentazon has low activity on *Amaranthus* species and thus does not provide effective control when applied alone (Anonymous 2017).

Fomesafen, a protoporphyrinogen oxidase-inhibiting herbicide, is an alternative POST herbicide that can provide effective control of *Amaranthus* species in dry bean (Wilson 2005); however, due to label restrictions, fomesafen is not an option for most dry bean growers in western Nebraska. Corn is the most common rotational crop following dry bean in western Nebraska, and fomesafen requires an 18-mo rotation restriction to corn (Anonymous 2021).

If dry bean planting is delayed, the emergence of Palmer amaranth may be better aligned with the period of time that PPI and preemergence herbicides are still active in the soil, providing increased control of late-emerging weed species when fomesafen is not an option for producers. The influence of planting time has been investigated in crops similar to dry bean, such as soybean, tepary bean (*Phaseolus acutifolius* A. Gray), and faba bean (*Vicia faba* L.). For example, Gunsolus (1990) identified potential benefits in weed control by delaying soybean planting. Buhler and Gunsolus (1996) observed that delayed planting reduced weed density and yield loss when no weed control measures were utilized; however, time of planting did not affect yield when a herbicide was applied. Delayed planting in soybean has also been shown to limit yield potential (De Bruin and Pedersen 2008). Bhardwaj et al. (2002) found that delaying the planting of tepary bean from May 29 to mid-June resulted in a 15% yield reduction. Khalil et al. (2010) observed a gradual decrease in yield as the planting of faba bean was delayed by 15-d intervals.

Growing degree days (GDD) are a method of determining accumulated heat units in a growing season and useful in determining crop development over time. In the Panhandle region of western Nebraska there are 2,400 to 2,800 GDD (base 10 C) accumulated each growing season (Klein and Lyon 2011). Most dry bean cultivars grown in the Panhandle require 1,550 to 1,700 GDD to mature, which in a typical growing season can be accumulated in 83 to 90 calendar days (Ostdiek 2009). In the Northern High Plains production region, dry bean is normally planted between May 20 and June 10 to ensure that the crop reaches full maturity before the first frost (Pearson et al. 2015).

Growers in the Panhandle region are looking for best management practices for late-emerging weeds such as Palmer amaranth

in dry bean production fields. Herbicide options are limited, so integrating cultural practices, such as manipulating planting time in combination with herbicides, may provide improved control. There is no information in the scientific literature comparing the efficacy of PPI and preemergence herbicides and their effect on late-emerging weeds as influenced by dry bean planting date. The objective of this experiment was to evaluate effect of planting date and herbicide programs on control of Palmer amaranth in dry bean. It was hypothesized that delayed planting would increase late-season weed control by allowing residual herbicides to be active later in the growing season, but that benefits in improved weed control may be offset by lower dry bean yield. To our knowledge, this is the first paper assessing control of Palmer amaranth in dry edible bean. Therefore, results will be useful to scientists and dry bean growers.

Materials and Methods

Site Description

Field experiments were conducted during the 2017 and 2018 growing seasons at the University of Nebraska–Lincoln's Panhandle Research and Extension Center near Scottsbluff, NE (41.89°N, 103.68°W). Soil type was a Tripp sandy loam (mesic Aridic Haplustolls), with a pH of 8.1, 42% sand, 37% silt, and 21% clay, and 2.1% organic matter in 2017, and a pH of 7.7, 65% sand, 18% silt, and 17% clay, and 1.2% organic matter in 2018. Common weed species at the research site include common lambsquarters, kochia, Palmer amaranth, and hairy nightshade [*Solanum villosum* (L.) Mill.]. Kochia and Palmer amaranth populations present at the experiment location are resistant to ALS-inhibiting herbicides. Dry fertilizer was spread in both years before planting, providing 112 kg ha⁻¹ nitrogen and 45 kg ha⁻¹ phosphorus. Irrigation was provided throughout the growing season via an overhead lateral move sprinkler irrigation system, with 330 and 280 mm irrigation applied during the growing seasons of 2017 and 2018, respectively. The preceding crops were corn and sugar beet in 2016 and 2017, respectively. The entire experiment area was tilled in the fall of 2017 to level the soil surface after sugar beet harvest. In western Nebraska, no- or reduced-tillage practices are often used when dry bean is planted under center-pivot irrigation, in which case a preemergence herbicide is used. When dry bean is planted under gravity- or furrow-irrigated fields, PPI herbicides are the standard practice. Therefore, tillage conducted in the growing season only occurred in plots receiving a PPI herbicide, and all other treatments were planted no-till, to simulate standard grower practice.

Experimental Design and Treatments

The experiments were designed as a two-factor randomized complete block arranged in a split-plot design with four replications. Main plot treatment was dry bean planting date, while the subplot factor was herbicide treatment. Subplot size was 3.4 m by 7.6 m. 'Sinaloa' (ADM Seedwest, P.O. Box 1470, Decatur, IL 62525) an indeterminate upright pinto cultivar was planted in rows spaced 56 cm apart at a population of 210,000 plants ha⁻¹ with two dry bean planting dates, referred to as standard and delayed planting. In 2017, the standard and delayed planting dates were on June 1 and June 15, respectively. In 2018, the standard planting date was on June 13, and the delayed planting date was June 29. The 2018 planting time was delayed compared with 2017 as a result of wet and cold weather early in the cropping season and is

Table 1. Herbicide products and application rates for field experiments conducted near Scottsbluff, NE, in 2017 and 2018.^a

Common name	Trade name	WSSA SOA	Rate	Application	Manufacturer
			g ai ha ⁻¹		
EPTC	Eptam [®]	15	2,950	PPI	Gowan, Yuma, AZ
Ethalfuralin	Sonalan [®]	3	1,470	PPI	Gowan
Pendimethalin	Prowl H ₂ O [®]	3	1,070	PRE	BASF, Research Triangle Park, NC
Dimethenamid-P	Outlook [®]	15	790	PRE	BASF
Imazamox ^b	Raptor [®]	2	35	POST	BASF
Bentazon ^b	Basagran [®]	6	673	POST	BASF

^aAbbreviations: WSSA SOA, Weed Science Society of America herbicide site of action; POST, postemergence; PPI, preplant incorporated; PRE, preemergence.

^bHerbicides applied POST included 18 g ammonium sulfate L⁻¹ and 1% v/v non-ionic surfactant (NIS).

reflective of grower practices in 2018, when delayed planting occurred region-wide.

Herbicide treatments consisted of imazamox + bentazon applied postemergence, EPTC + ethalfuralin applied PPI, pendimethalin + dimethenamid-P applied preemergence, as well as both of the PPI and preemergence treatments applied with the addition of imazamox + bentazon applied postemergence. The rate of each herbicide and pertinent product information is listed in Table 1. Nontreated and weed-free controls were also included in each replicate. Weed-free control plots were maintained weed-free by hand pulling and hoeing weeds two times per week throughout the growing season. PPI treatments were applied 1 d before planting and incorporated with a Howard[®] HR-30 rotavator (Kongsilde Agriculture, Roholmsvej 19, DK-2620 Albertslund, Denmark) to a depth of 5 cm immediately after application. Preemergence herbicide treatments were applied the same day as planting, and the entire study received 1.3 cm of overhead irrigation within 24 h to incorporate preemergence treatments. All postemergence herbicide treatments contained 18 g of ammonium sulfate L⁻¹ and Preference[®] (Land O'Lakes, 4001 Lexington Avenue N, Arden Hills, MN 55126) nonionic surfactant at a concentration of 1% v/v. Herbicides were applied with a CO₂-pressurized backpack sprayer equipped with TeeJet[®] 11002 AIXR nozzles (TeeJet[®] Technologies, Spraying Systems, P.O. Box 7900, Wheaton, IL 60187). Nozzle spacing was 51 cm and calibrated to deliver 140 L ha⁻¹ of spray solution. Glyphosate (1,261 g ae ha⁻¹) was applied within 1 h after planting to control early-emerging weeds such as kochia and common lambsquarters in all plots that did not receive a PPI treatment. Early-season weeds were controlled with tillage in PPI treatments. Postemergence herbicides were applied at different times depending on the dry bean planting date. The postemergence herbicides in standard and delayed dry bean planting time were applied on June 26 and July 10 in 2017 and July 13 and July 25 in 2018, respectively. Dry bean were at the V3 growth stage at the time of postemergence application, and Palmer amaranth was near 3 to 6 cm in height in both years.

Data Collection

Weed control was estimated visually on a scale of 0% to 100% based on the density of weeds present in the plot; 100% indicated no weeds were observed. Weed density by species was assessed at 3 wk after postemergence herbicide application for the respective planting date, and all plots had a final weed control assessment at harvest. Weed density and biomass by species were recorded at harvest from two randomly placed 1.0-m² quadrats per plot. Weed biomass was oven-dried for 48 h at 49 C and then weighed.

Dry bean harvest occurred on September 8 and 20 in 2017 and September 19 and October 1 in 2018 for standard and delayed plantings, respectively. Dry bean was hand harvested from

6 m per row from each plot to obtain yield. Beans were allowed to air-dry before being threshed by a Zurn 150 plot combine (Zurn Harvesting, Kapellenstrasse 1, D-74214 Schontal-Westernhausen, Germany), which was used as a stationary thresher. Yields were adjusted to a standard moisture of 15%.

Statistical Analysis

Data from both years of the experiment were analyzed utilizing R software (R Core Team 2019). ANOVA was performed on dry bean yield and weed control ratings, and mean separation was performed with Tukey's HSD using the EXPDES v. 1.2.0 package (Ferreira et al. 2014). Weed density and biomass were analyzed utilizing a generalized linear mixed model (GLMM) with a quasi-poisson error distribution, fit utilizing the LME4v. 1.1-21 package (Bates et al. 2019). Significance of GLMM models was assessed with a likelihood-ratio chi-square test performed using the CAR v. 3.0.10 package (Fox et al. 2020). Tukey's HSD was used to determine separation of treatments, utilizing the MULTCOMP v. 1.4-10 package as a post hoc test for GLMM procedures (Hothorn et al. 2019).

Results and Discussion

Palmer amaranth was the only weed species present at the research site in 2017. In 2018 Palmer amaranth was the predominant weed species, along with moderate to low infestations of common lambsquarters, hairy nightshade, and kochia. Common lambsquarters, hairy nightshade, and kochia were not sufficiently evenly distributed throughout the experimental area to allow meaningful analysis. Palmer amaranth control ratings were combined for both years of the experiment, because there was no year-by-treatment interaction. The main effect (standard or delayed dry bean planting) had no effect on Palmer amaranth control; subplot effect (herbicide treatments) was significant (Table 2). EPTC + ethalfuralin followed by (fb) imazamox + bentazon controlled Palmer amaranth 98% at 3 wk after postemergence herbicide application (WAT) and at harvest (Table 3). At 3 WAT, EPTC + ethalfuralin and pendimethalin + dimethenamid-P fb imazamox + bentazon controlled Palmer amaranth 84% and 93%, respectively, and control at harvest was 90% for both treatments. Palmer amaranth control with imazamox + bentazon and pendimethalin + dimethenamid-P was 56% and 66%, respectively, at 3 WAT, and 36% and 52% at harvest (Table 3).

EPTC + ethalfuralin provided effective control of Palmer amaranth; control was not improved when followed by imazamox + bentazon applied postemergence. As only the PPI treatments were tilled, it is not possible to separate the benefits of tillage compared with EPTC + ethalfuralin. However, EPTC + ethalfuralin applied PPI provided greater control of Palmer

Table 2. Significance of main effects analyzed with ANOVA in experiments conducted near Scottsbluff, NE, in 2017 and 2018.^a

		Mean-square error					
		Control					
		2017		2018			
		3 WAT	Harvest	3 WAT	Harvest	Yield	
Effect	df	AMAPA	AMAPA	AMAPA	AMAPA	2017	2018
Planting date	1	70.2	483	2,907	3,515.6	593,359	1,053,363
Whole plot error	3	125	164.9	981.3	1,582	2,196,797	560,826
Herbicide	6	1,978***	9,731***	3,725***	3,665.3***	8,376,068***	12,527,568***
Split-plot error	36	76.8	214.5	497.7	518.2	331,152	347,719
Planting date × herbicide	6	120.9	114.6	1162.3	883.2	266,832	1,088,572*
Error	55						

^aAbbreviations: AMAPA, Palmer amaranth; df, degrees of freedom; POST, postemergence; WAT, weeks after POST treatment.

*P = 0.05–0.01.

*** P ≤ 0.001.

Table 3. Effect of herbicide program on control of Palmer amaranth at 3 wk after treatment and at dry bean harvest in field experiments conducted near Scottsbluff, NE, in 2017 and 2018.^a

Herbicide treatment	Control ^b		Density ^b	
	3 WAT	Harvest	Harvest	Harvest
			2017	2018
	— % —		— no. m ⁻² —	
Nontreated control ^c	—	—	66 c	15 a
Imazamox + bentazon	56 c ^c	36 b	34 b	25 a
EPTC + ethalfluralin	84 ab	90 a	1 a	1 a
Pendimethalin + dimethenamid-P	66 bc	52 b	10 a	23 a
EPTC + ethalfluralin fb imazamox + bentazon	98 a	98 a	0 —	0 —
Pendimethalin + dimethenamid-P fb imazamox + bentazon	93 a	90 a	6 a	1 a

^aAbbreviations: fb, followed by, indicating a later application; POST, postemergence; WAT, weeks after POST treatment.

^bMeans followed by the same letter are not statistically different at an alpha of 0.05.

^cNontreated control and weed-free control were removed from analysis due to lack of variance.

amaranth than pendimethalin + dimethenamid-P applied preemergence in both years of this experiment.

Pendimethalin + dimethenamid-P controlled Palmer amaranth 52% at dry bean harvest, compared with 90% control with pendimethalin + dimethenamid-P fb imazamox + bentazon, indicating that the postemergence herbicides are providing a level of additional control (Table 3). The efficacy of imazamox applied postemergence for Palmer amaranth control would depend on the level of ALS resistance present in the Palmer amaranth population. The Palmer amaranth population at the experiment location is segregating for ALS resistance, as evidenced by 90% control with pendimethalin + dimethenamid-P followed by a postemergence application of imazamox + bentazon. However, imazamox + bentazon applied postemergence did not provide an acceptable level of weed control (90% or greater).

Palmer amaranth Density and Biomass

Palmer amaranth density at 3 WAT was affected by planting timing, herbicide treatment, and an interaction of the two treatment factors (Table 4). Delayed planting reduced Palmer amaranth density at 3 WAT in 2018; however, this effect was not present at dry bean harvest. At 3 WAT, Palmer amaranth density in plots that received no herbicide was 49 plants m⁻¹ in standard planting compared with 25 plants m⁻¹ in delayed planting (Table 5). All herbicide treatments, except imazamox + bentazon, reduced

Palmer amaranth density compared with the nontreated control within the delayed planting treatment (Table 5). In both years of the experiment, EPTC + ethalfluralin fb imazamox + bentazon had zero Palmer amaranth present at both assessment dates. This treatment was omitted from the GLM to improve residual distributions, due to lack of variance within the treatment. Both treatments containing EPTC + ethalfluralin and pendimethalin + dimethenamid-P fb imazamox + bentazon had the lowest Palmer amaranth density for both planting timings (Table 5). In 2018, pendimethalin + dimethenamid-P had significantly greater Palmer amaranth density in the standard planting timing compared with the delayed (Table 5).

Palmer amaranth density at dry bean harvest time was not affected by planting timing in either year (Table 4). In 2017, all herbicide treatments reduced Palmer amaranth density compared with the nontreated control (Table 3). The postemergence-only treatment, imazamox + bentazon, had a higher density of Palmer amaranth at harvest compared with all other herbicide treatments. In 2018, herbicide treatment was a significant factor in the GLMM model; however, the post hoc test did not separate differences in Palmer amaranth density.

In both years, there was an interaction between herbicide treatment and planting timing affecting Palmer amaranth biomass (Table 4). As is the case for the density data, the treatment of EPTC + ethalfluralin fb imazamox + bentazon had zero Palmer amaranth biomass at harvest time. Due to lack of variance, this

Table 4. Significance of main effects analyzed with generalized linear mixed model in experiments conducted near Scottsbluff, NE, in 2017 and 2018.^a

Effect	df	Chi-square					
		Density				Biomass	
		2017		2018		2017	2018
		3 WAT	Harvest	3 WAT	Harvest	AMAPA	AMAPA
Planting date	1	0.876	1.223	27.87***	0.76	0.084	2.313
Herbicide	4	179***	137.95***	46.00***	14.37**	134.19***	24.86***
Planting date × herbicide	4	11.7*	2.25	11.71*	9.95	13.3**	12.067*

^aAbbreviations: AMAPA, Palmer amaranth; df, degrees of freedom; POST, postemergence; WAT, weeks after POST treatment.

*P = 0.05–0.01.

** P = 0.01–0.001.

*** P ≤ 0.001.

Table 5. Effect of planting date and herbicide program on Palmer amaranth density and biomass in dry bean in field experiments conducted near Scottsbluff, NE, in 2017 and 2018.^a

Planting	Herbicide treatment	Weed density ^b		Weed biomass ^b	
		2017	2018	2017	2018
		3 WAT	3 WAT	Harvest	Harvest
		no. m ⁻²		g m ⁻²	
Standard	Nontreated control ^c	49 c	49 b	715 b	170 ab
	Imazamox + bentazon	23 bc	41 b	590 b	284 ab
	EPTC + ethalfluralin	2 a	8 ab	105 a	115 ab
	Pendimethalin + dimethenamid-P	14 b	40 b	322 ab	595 b
	EPTC + ethalfluralin fb imazamox + bentazon	0 —	0 —	0 —	0 —
	Pendimethalin + dimethenamid-P fb imazamox + bentazon	1 a	3 a	33 a	4 a
Delayed	Nontreated control	53 d	25 b	1,030 c	177 b
	Imazamox + bentazon	26 cd	11 ab	411 b	385 b
	EPTC + ethalfluralin	1 a	5 ab	1 a	1 a
	Pendimethalin + dimethenamid-P	13 bc	2 a	414 b	0 a
	EPTC + ethalfluralin fb imazamox + bentazon	0 —	0 —	0 —	0 —
	Pendimethalin + dimethenamid-P fb imazamox + bentazon	4 ab	1 a	166 ab	4 ab

^aAbbreviations: fb, followed by, indicating a later application; POST, postemergence; WAT, weeks after POST treatment.

^bMeans followed by the same letter are non-statistically different at an alpha of 0.05.

^cWeed-free control was removed from analysis due to lack of variance.

treatment was removed from the analysis to improve error distribution.

In 2017, all herbicide treatments reduced Palmer amaranth biomass, with the exception of imazamox + bentazon in the standard planting treatment (Table 5). Within standard planting, both treatments containing EPTC + ethalfluralin and pendimethalin + dimethenamid-P fb imazamox + bentazon resulted in the lowest Palmer amaranth biomass. In the delayed planting treatment, both treatments containing EPTC + ethalfluralin resulted in the lowest Palmer amaranth biomass (Table 5).

In 2017, the delayed planting nontreated control produced significantly greater Palmer amaranth biomass than the standard planting (Table 5). This agrees with research performed by Keeley et al. (1987), who found that Palmer amaranth planted in July produced greater biomass than Palmer amaranth planted in June when plants were harvested 12 wk after planting. These growth and emergence times are comparable to this experiment and illustrate the Palmer amaranth emergence differences between standard and delayed planting. This early increase in biomass from later-emerging Palmer amaranth could also be attributed to longer daylengths during the early development of the plant (Keeley et al. 1987).

In 2018, there was again an interaction between planting timing and postemergence herbicide treatment with respect to

Palmer amaranth biomass. Within standard planting, the pendimethalin + dimethenamid-P treatment produced the highest Palmer amaranth biomass (Table 5). This is explained by the nontreated and imazamox + bentazon treatments having other weed species present, such as common lambsquarters and kochia competing with Palmer amaranth. When the soil activity of the pendimethalin + dimethenamid-P treatment dissipated, Palmer amaranth was the primary emerging weed species, and hence produced the greatest biomass.

Within the delayed planting treatment, in 2018, all herbicide treatments provided Palmer amaranth biomass reduction compared with the nontreated control, except for the imazamox + bentazon treatment. In 2018, the pendimethalin + dimethenamid-P treatment provided significantly greater Palmer amaranth biomass reduction in delayed planting compared with standard (Table 5). This reduction in Palmer amaranth biomass could be attributed to the planting date being near the end of June in 2018, which is near the end of the planting window to allow dry bean adequate time to mature.

Dry Bean Yield

In 2017, there was no effect of planting timing on dry bean yield (Table 2). All herbicide treatments resulted in increased dry bean

Table 6. Effect herbicide program on dry bean yield in 2017 in field experiments conducted near Scottsbluff, NE.

Herbicide treatment ^a	Dry bean yield ^b
	kg ha ⁻¹
Nontreated control	1,120 e
Imazamox + bentazon	2,270 d
EPTC + ethalfluralin	3,780 ab
Pendimethalin + dimethenamid-P	2,470 cd
EPTC + ethalfluralin fb imazamox + bentazon	4,130 a
Pendimethalin + dimethenamid-P fb imazamox + bentazon	3,290 abc
Weed-free control	3,190 bc

^aAbbreviation: fb, followed by, indicating later application.^bMeans followed by the same letter are non-statistically different at an alpha of 0.05.

yield compared with the nontreated control (Table 6). Imazamox + bentazon and pendimethalin + dimethenamid-P were the two lowest-yielding herbicide treatments. Pendimethalin + dimethenamid-P fb imazamox + bentazon and both treatments containing EPTC + ethalfluralin resulted in the highest yields. EPTC + ethalfluralin performed similarly to EPTC + ethalfluralin fb imazamox + bentazon, indicating that EPTC + ethalfluralin is providing superior weed control as a residual herbicide (Table 6). The weed-free control produced a lower yield in comparison to the highest-performing herbicide treatments (Table 6). In the 2017 growing season, there were extreme amounts of Palmer amaranth emergence that continued late into the growing season. Hand weeding the weed-free plots did not provide enough weed control to prevent yield loss compared with plots treated with herbicides to prevent weed emergence.

In 2018, there was again no main effect of planting timing on yield; however, there were interactions present between herbicide treatment and planting timing (Table 2). Within standard planting, EPTC + ethalfluralin fb imazamox + bentazon, pendimethalin + dimethenamid-P fb imazamox + bentazon, and hand weeded were the highest-yielding treatments. Within delayed planting, EPTC + ethalfluralin, EPTC + ethalfluralin fb imazamox + bentazon, pendimethalin + dimethenamid-P fb imazamox + bentazon, and hand-weeded were the highest-yielding treatments (Table 7). In 2018, Palmer amaranth density was significantly lower 3 wk after postemergence application for pendimethalin + dimethenamid-P in the delayed planting versus standard, as was Palmer amaranth biomass (Table 5). However, differences in Palmer amaranth density and biomass in the delayed vs. standard planting treatments that received pendimethalin + dimethenamid-P preemergence in 2018 did not result in differences in yield.

Delayed planting of dry bean is not likely to reduce yield potential as long as there are ample GDD accumulated for the crop to reach full maturity. However, there was limited benefit from delayed planting in regard to weed control. Only in 1 yr was there improved weed control from delayed planting when utilizing pendimethalin + dimethenamid-P. A grower using pendimethalin + dimethenamid-P as a residual herbicide program could potentially benefit by prioritizing fields with greater infestation of Palmer amaranth to be planted later than fields with less weed pressure. Both EPTC + ethalfluralin and pendimethalin + dimethenamid-P provided effective Palmer amaranth control as residual herbicides and will be critically important in managing Palmer amaranth in dry bean. However, EPTC + ethalfluralin, applied PPI, provided the highest control,

Table 7. Effect of planting date and herbicide program on dry bean yield in 2018 in field experiments conducted near Scottsbluff, NE.

Planting	Herbicide treatment ^a	Dry bean yield ^b
		kg ha ⁻¹
Standard	Nontreated control	501 d
	Imazamox + bentazon	974 d
	EPTC + ethalfluralin	2,620 bc
	Pendimethalin + dimethenamid-P	1,440 cd
	EPTC + ethalfluralin fb imazamox + bentazon	4,390 a
	Pendimethalin + dimethenamid-P fb imazamox + bentazon	3,940 a
Delayed	Weed-free control	3,360 ab
	Nontreated control	1,040 d
	Imazamox + bentazon	1,830 cd
	EPTC + ethalfluralin	2,960 abc
	Pendimethalin + dimethenamid-P	2,570 bc
	EPTC + ethalfluralin fb imazamox + bentazon	4,020 a
	Pendimethalin + dimethenamid-P fb imazamox + bentazon	2,920 abc
	Weed-free control	3,810 ab

^aAbbreviation: fb, followed by, indicating later application.^bMeans followed by the same letter are non-statistically different at an alpha of 0.05.

as pendimethalin + dimethenamid-P required a postemergence application to reach a similar level of control. This paper is the first comparison of EPTC + ethalfluralin and pendimethalin + dimethenamid-P for Palmer amaranth control available in the literature. While differences in herbicide efficacy may be explained by tillage rather than the active ingredient applied, this information may be useful to dry bean growers who have the option of using either herbicide program.

Acknowledgments. The authors acknowledge the Nebraska Dry Bean Commission for providing funding for this research. The authors thank Peter Sikkema for providing help in reviewing an early version of this article. No conflicts of interest have been declared.

References

- Aguyoh JN, Masiunas JB (2003) Interference of redroot pigweed (*Amaranthus retroflexus*) with snap beans. *Weed Sci* 51:202–207
- Amini R, Alizadeh H, Yousefi A (2014) Interference between red kidneybean (*Phaseolus vulgaris* L.) cultivars and redroot pigweed (*Amaranthus retroflexus* L.). *Eur J Agron* 60:13–21
- Anonymous (2017) Basagran® herbicide product label. Research Triangle Park, NC: BASF Corporation
- Anonymous (2021) Reflex® herbicide 24(c) special local need label. Greensboro, NC: Syngenta Crop Protection LLC
- Balasubramanian P, Vandenberg A, Hucl P (2004) Planting date and suboptimal seedbed temperature effects on dry bean establishment phenology and yield. *Can J Plant Sci* 84:31–36
- Bates D, Maechler M, Bolker B, Walker S, Christensen RHB, Singmann H, Dai B, Scheipl F, Grothendieck G, Green P, Fox J (2019) lme4: Linear Mixed-Effects Models Using 'Eigen' and S4 version 1.1–23. <https://cran.r-project.org/web/packages/lme4/index.html>. Accessed: October 22, 2018
- Bhardwaj HL, Rangappa M, Hamama AA (2002) Planting date genotype effects on tepary bean productivity. *HortScience* 37:317–318
- Blackshaw RE (1991) Hairy nightshade (*Solanum sarrachoides*) interference in dry bean (*Phaseolus vulgaris*). *Weed Sci* 39:48–53
- Blackshaw RE, Molnar LJ, Muendel HH, Saindon G, Li X (2000) Integration of cropping practices and herbicides improves weed management in dry bean (*Phaseolus vulgaris*). *Weed Technol* 14:327–336

- Buhler DD, Gunsolus JL (1996) Effect of date of preplant tillage and planting on weed populations and mechanical weed control in soybean (*Glycine max*). *Weed Sci* 44:373–379
- De Bruin JL, Pedersen P (2008) Soybean seed yield response to planting date and seeding rate in the upper Midwest. *Agron J* 100:696–703
- Ferreira EB, Cavalcanti PP, Nogueira DA (2014) ExpDes: an R package for ANOVA and experimental designs. *Appl Math* 5:2952–2958
- Fox J, Weisberg S, Price B, Adler D, Bates D, Baud-Bovy G, Bolker B, Ellison S, Firth D, Friendly M, Gorjanc G, Graves S, Heiberger R, Krivitsky P, Laboissiere R, *et al.* (2020) Package ‘car’. <https://cran.r-project.org/web/packages/car/car.pdf>. Accessed: November 12, 2020
- Gunsolus JL (1990) Mechanical and cultural weed control in corn and soybeans. *Am J Alternative Agric* 5:114–119
- Horak MJ, Loughin TM (2000) Growth analysis of four *Amaranthus* species. *Weed Sci* 48:347–355
- Hothorn T, Bretz F, Westfall P, Heiberger RM, Schuetzenmeister A, Scheibe S (2019) multcomp: Simultaneous Inference in General Parametric Models version 1.4–13. <https://cran.r-project.org/web/packages/multcomp/index.html>. Accessed: October 22, 2018
- Jha P, Norsworthy JK (2009) Soybean canopy and tillage effects on emergence of palmer amaranth (*Amaranthus palmeri*) from a natural seed bank. *Weed Sci* 57:644–651
- Jha P, Norsworthy JK, Riley MB, Bielenberg DG, Bridges W Jr (2008) Acclimation of palmer amaranth (*Amaranthus palmeri*) to shading. *Weed Sci* 56:729–734
- Keeley PE, Carter CH, Thullen RJ (1987) Influence of planting date on growth of Palmer amaranth (*Amaranthus palmeri*). *Weed Sci* 35:199–204
- Khalil SK, Wahab A, Rehman A, Muhammad F, Wahab S, Khan AZ, Zubair M, Shah MK, Khalil IH, Amin AR (2010) Density and planting date influence phenological development assimilate partitioning and dry matter production of faba bean. *Pak J Bot* 42:3831–3838
- Klein RN, Lyon DJ (2011) Recommended Seeding Rates and Hybrid Selection for Rainfed (Dryland) Corn in Nebraska. Lincoln: University of Nebraska–Lincoln Extension NebGuide G2068. 4 p
- Nissen SJ, Kniss AR (2015) Weed management. Pages 75–94 in Schwartz HF, Brick MA, eds. *Dry Bean Production and Pest Management*. 3rd ed. Colorado State University, University of Nebraska, University of Wyoming Bulletin 562A
- Ogg AG, Dawson JH (1984) Time of emergence of eight weed species. *Weed Sci* 32:327–335
- Ostdiek D (2009) Late planted beans likely to push the first frost. *Nebraska Extension CropWatch*, August 21
- Pearson CH, Brick MA, Smith J (2015) Planting. Pages 23–28 in Schwartz HF, Brick MA, eds. *Dry Bean Production and Pest Management*. 3rd ed. Colorado State University, University of Nebraska, University of Wyoming Bulletin 562A
- R Core Team (2019). R: A Language and Environment for Statistical Computing. Vienna, Austria: R Foundation for Statistical Computing. <https://www.R-project.org>. Accessed: October 22, 2018
- Sarangi D, Jhala AJ (2018) A statewide survey of stakeholders to access the problem weeds and weed management practices in Nebraska. *Weed Technol* 32:642–655
- Sauer J (1957) Recent migration and evolution of the dioecious amaranths. *Evolution* 11:11–31
- Soltani N, Dille JA, Gulden RH, Sprague CL, Zollinger RK, Morishita DW, Lawrence NC, Sbatella GM, Kniss AR, Jha P, Sikkema PH (2017) Potential yield loss in dry bean crops due to weeds in the United States and Canada. *Weed Technol* 32:342–346
- Sprague CL, Stoller EW, Wax LM, Horak MJ (1997) Palmer amaranth (*Amaranthus palmeri*) and common waterhemp (*Amaranthus rudis*) resistance to selected ALS-inhibiting herbicides. *Weed Sci* 45:192–197
- Steckel LE, Sprague CL, Stoller EW, Wax LM (2004) Temperature effects on germination of nine *Amaranthus* species. *Weed Sci* 52: 217–221
- [USDA] U.S. Department of Agriculture (2019) National Agricultural Statistics Service. https://www.nass.usda.gov/Statistics_by_Subject/index.php?sector=CROPS. Accessed: September 9, 2019
- Ward SM, Webster TM, Steckel LE (2013) Palmer amaranth (*Amaranthus palmeri*): a review. *Weed Technol* 27:12–27
- Werle R, Sandell LD, Buhler DD, Hartzler RG, Lindquist JL (2014) Predicting emergence of 23 summer annual weed species. *Weed Sci* 62: 267–279
- Wilson RG (2005) Response of dry bean and weeds to fomesafen and fomesafen tank mixtures. *Weed Technol* 19:201–206
- Wilson RG, Sbatella GM (2014) Integrating irrigation, tillage, and herbicides for weed control in dry bean. *Weed Technol* 28:479–485