



## **Low carryover risk of corn and soybean herbicides across soil management practices and environments**

Authors: Grint, Kolby R., Proctor, Christopher, DeWerff, Ryan, Smith, Daniel H., Arneson, Nicholas J., et al.

Source: Weed Technology, 36(1) : 160-167

Published By: Weed Science Society of America

URL: <https://doi.org/10.1017/wet.2021.97>

---

BioOne Complete ([complete.BioOne.org](https://complete.BioOne.org)) is a full-text database of 200 subscribed and open-access titles in the biological, ecological, and environmental sciences published by nonprofit societies, associations, museums, institutions, and presses.

Your use of this PDF, the BioOne Complete website, and all posted and associated content indicates your acceptance of BioOne's Terms of Use, available at [www.bioone.org/terms-of-use](https://www.bioone.org/terms-of-use).

Usage of BioOne Complete content is strictly limited to personal, educational, and non - commercial use. Commercial inquiries or rights and permissions requests should be directed to the individual publisher as copyright holder.

---

BioOne sees sustainable scholarly publishing as an inherently collaborative enterprise connecting authors, nonprofit publishers, academic institutions, research libraries, and research funders in the common goal of maximizing access to critical research.

## Research Article

**Cite this article:** Grint KR, Proctor C, DeWerff R, Smith DH, Arneson NJ, Arriaga F, Stoltenberg D, Werle R (2022) Low carryover risk of corn and soybean herbicides across soil management practices and environments. *Weed Technol.* **36**: 160–167. doi: [10.1017/wet.2021.97](https://doi.org/10.1017/wet.2021.97)

Received: 28 July 2021

Revised: 7 October 2021

Accepted: 29 October 2021

First published online: 8 November 2021

**Associate Editor:**

Aaron Hager, University of Illinois

**Nomenclature:**

Clopyralid; mesotrione; fomesafen; imazethapyr; cereal rye (*Secale cereale* L.); corn; *Zea mays* L.; soybean; *Glycine max* (L.) Merr.

**Keywords:**

Crop injury; herbicide persistence; soil conservation; soil management









**Author for correspondence:**

Rodrigo Werle, Department of Agronomy, University of Wisconsin–Madison, 356 Moore Hall, 1575 Linden Drive, Madison, WI 53706. Email: [rwerle@wisc.edu](mailto:rwerle@wisc.edu)

© The Author(s), 2021. Published by Cambridge University Press on behalf of the Weed Science Society of America. This is an Open Access article, distributed under the terms of the Creative Commons Attribution licence (<http://creativecommons.org/licenses/by/4.0/>), which permits unrestricted re-use, distribution and reproduction, provided the original article is properly cited.



# Low carryover risk of corn and soybean herbicides across soil management practices and environments

Kolby R. Grint<sup>1</sup> , Christopher Proctor<sup>2</sup> , Ryan DeWerff<sup>3</sup> , Daniel H. Smith<sup>4</sup> , Nicholas J. Arneson<sup>5</sup> , Francisco Arriaga<sup>6</sup> , David Stoltenberg<sup>7</sup>  and Rodrigo Werle<sup>8</sup> 

<sup>1</sup>Graduate Research Assistant, Department of Agronomy, Madison, University of Wisconsin–Madison, WI, USA;

<sup>2</sup>Associate Extension Educator, Department of Agronomy and Horticulture, University of Nebraska–Lincoln, Lincoln, NE, USA; <sup>3</sup>Research Specialist, Department of Agronomy, University of Wisconsin–Madison, Madison, WI, USA;

<sup>4</sup>Southwest Regional Outreach Specialist, Nutrient and Pest Management Program, University of Wisconsin–Madison, Madison, WI, USA; <sup>5</sup>Outreach Specialist, Department of Agronomy, University of Wisconsin–Madison, Madison, WI, USA;

<sup>6</sup>Associate Professor, Department of Soil Science, University of Wisconsin–Madison, Madison, WI, USA; <sup>7</sup>Professor, Department of Agronomy, University of Wisconsin–Madison, Madison, WI, USA

and <sup>8</sup>Assistant Professor, Department of Agronomy, University of Wisconsin–Madison, Madison, WI, USA

**Abstract**

Herbicides with soil-residual activity have the potential for carryover into subsequent crops, resulting in injury to sensitive crops and limiting productivity if severe. The increased use of soil-residual herbicides in the United States for management of troublesome weeds in corn- and soybean-cropping systems has potential to result in more cases of carryover. Soil management practices have different effects on the soil environment, potentially influencing herbicide degradation and likelihood of carryover. Field experiments were conducted at three sites in 2019 and 2020 to determine the effects of corn (clopyralid and mesotrione) and soybean (fomesafen and imazethapyr) herbicides applied in the fall at reduced rates (25% and 50% of labeled rates) and three soil management practices (tillage, no-tillage, and a fall-established cereal rye cover crop) on subsequent growth and productivity of the cereal rye cover crop and the soybean and corn crops, respectively. Most response variables (cereal rye biomass and crop canopy cover at cover crop termination in the spring, early-season crop stand and herbicide injury ratings, and crop yield) were not affected by herbicide carryover. Corn yield was lower when soil was managed with a cereal rye cover crop compared with tillage at all three sites, while yield was lower for no-till compared with tillage at two sites. Soybean yield was lower when managed with a cereal rye cover crop compared with tillage and no-till at one site. Findings from this research indicate a low carryover risk for these herbicides across site-years when label rotational restrictions are followed and environmental conditions favorable for herbicide degradation exist, regardless of soil management practice on silt loam or silty clay loam soil types in the U.S. Midwest region.

**Introduction**

Herbicides with soil-residual activity provide an extended period of weed control by persisting in the soil and suppressing weeds as they emerge. Residual herbicides are commonly used as a part of a preemergence application, whereas some can be applied postemergence (Steckel et al. 2002). Use of herbicides with soil-residual activity is increasing as a strategy to diversify chemical weed control programs, thus delaying resistance to commonly used postemergence herbicides (Heap 2021; Norsworthy et al. 2012; Young 2006).

Herbicide concentration and degradation rate in the soil are dependent on individual herbicide properties and the various biotic and abiotic factors encountered after herbicide application. Factors in the soil that influence herbicide degradation include microorganism activity, soil pH, soil moisture, and soil organic matter (Curran 2016; Shaner 2014). When residual herbicide degradation is delayed due to environmental conditions, herbicide carryover into a subsequent sensitive crop can occur, causing plant injury and, potentially, yield loss (Riddle et al. 2013). Circumstances that can delay residual herbicide degradation include postemergence applications made later in the growing season to control late-emerging weeds and reduced precipitation following application (Hartzler and Anderson 2018).

Soil management practices are known to alter the soil environment. Soil management with tillage mixes the soil and breaks up aggregates, which can reduce water infiltration and soil organic matter, but also incorporates surface plant residue, which increases exposure of the soil surface to solar radiation and increases the rate of soil warming in the spring (Abid and Lal 2008; Johnson and Lowery 1985). Soil management practices such as no-till and cover cropping have

been shown to increase soil organic matter, maintain warmer winter soil temperatures, increase water storage, and improve water infiltration (Basche et al. 2016; Basche and DeLonge 2019; Blanco-Canqui et al. 2013; He et al. 2010; Zuber et al. 2015). Cover cropping has been shown to increase the abundance, diversity, and activity of soil bacteria compared with bare soil (fallow), but the effects are dependent on management and the environment (Kim et al. 2020).

The effects of soil management practices on the soil environment could influence herbicide degradation. For example, imazethapyr and imazaquin degradation has been shown to vary between soil management with tillage and no-till depending on annual temperature and rainfall (Mills and Witt 1991). Previous research comparing tillage and no-till has observed varying effects on herbicide degradation depending on the herbicide used and environmental conditions (Alletto et al. 2010). Limited research has examined soil management effects on degradation of clopyralid, fomesafen, and mesotrione. Furthermore, extensive research has not been conducted to examine the effect of soil management with a cereal rye cover crop on herbicide degradation in soil.

In the U.S. Midwest, fomesafen and imazethapyr are residual herbicides commonly used in soybean that can carry over into corn. Similarly, mesotrione and clopyralid are commonly used in corn and can carry over into soybean (Hartzler and Anderson 2018; Hartzler 2014; Owen 2004; Rabaey and Harvey 1997; Thorsness and Messersmith 1991). Typical soil half-life of fomesafen, imazethapyr, clopyralid, and mesotrione is 100, 60 to 90, 40, and 5 to 15 d, respectively (Shaner 2014). Field research was conducted in 2019 and 2020 to determine the influence of soil management practices on herbicide carryover (i.e., clopyralid, fomesafen, imazethapyr, mesotrione) in corn–soybean cropping systems. This research addresses an important knowledge gap about the impact of soil management in corn–soybean systems, including the adoption of a cereal rye cover crop, on carryover of fomesafen, imazethapyr, clopyralid, and mesotrione.

## Material and Methods

### Field Procedures

Experiments were conducted during the 2019 and 2020 growing seasons at three sites; University of Wisconsin–Madison Arlington Agricultural Research Station (hereafter referred to as “Arlington”; 43.3091°N, 89.3473°W) on till plains with Plano silt loam soil (fine-silty, mixed, superactive, mesic, Typic Argiudolls), University of Wisconsin–Madison Lancaster Agricultural Research Station (“Lancaster”; 42.8283°N, 90.7908°W) on an upland with a Fayette silt loam soil (fine-silty, mixed, superactive, mesic, Typic Hapludalfs), and University of Nebraska–Lincoln Havelock Farm (“Lincoln”; 40.8553°N, 96.6158°W) on a terrace with a Aksarben silty clay loam soil (fine, smectitic, mesic, Typic Argiudoll). Separate corn and soybean experiments were conducted at all sites both years (Table 1). Fields with no use of residual herbicide products in the previous growing season were selected for each experiment. Fields at Lancaster and Lincoln had a history of being managed in a corn–soybean rotation, and experiments for each crop were established to align accordingly with the cropping sequence. The fields at Arlington were also managed in a corn–soybean rotation; however, the experiments for both crops were established following the soybean cycle in both years due to land availability. Experiments for each crop were established as a two-way factorial in a

randomized complete block design with four replications. There were five herbicide treatments (25% and 50% labeled rates for two herbicide products and a nontreated control) and three soil management treatments (conventional tillage, no-till, and a fall-seeded cereal rye cover crop terminated before crop planting). Experimental units (plots) were 3-m wide by 9.1-m long. Soil-residual herbicides used before corn included imazethapyr (25% rate [IM25] = 17.5 and 50% rate [IM50] = 35 g ae ha<sup>-1</sup>; Pursuit®, BASF, Research Triangle Park, NC) and fomesafen (25% rate [FO25] = 65.9 and 50% rate [FO50] = 131.8 g ai ha<sup>-1</sup>; Reflex®, Syngenta, Greensboro, NC). Herbicides used before soybean included clopyralid (25% rate [CL25] = 35.75 and 50% rate [CL50] = 71.5 g ae ha<sup>-1</sup>; Stinger®, Corteva Agriscience, Indianapolis, IN) and mesotrione (25% rate [ME25] = 26.3 and 50% rate [ME50] = 52.6 g ai ha<sup>-1</sup>; Callisto®, Syngenta, Greensboro, NC). Herbicide treatments were applied the previous fall at reduced rates to simulate herbicide that had partially degraded from a spring application in the previous crop (Table 1). All herbicide applications were made using a CO<sub>2</sub>-pressurized backpack sprayer and 3-m-long boom with six TTI110015 nozzles (Spraying Systems, Wheaton, IL) calibrated at 140 L ha<sup>-1</sup>. Soil management practices were implemented within 3 d following residual herbicide application in the fall.

Tillage treatments at Arlington and Lancaster included chisel plow in the fall following residual herbicide application and field cultivation in the spring immediately before crop planting; at Lincoln, an offset disk was used in the fall only. The cereal rye cover crop variety ‘Guardian Winter Rye’ (La Crosse Seed, La Crosse, WI) was used at Arlington and Lancaster, and ‘Elbon Cereal Rye’ (Green Cover Seed, Bladen, NE) was used at Lincoln. The cereal rye was drilled at 67 kg ha<sup>-1</sup> with 19-cm row spacing at 3.2-cm seeding depth in the fall following the harvest of the previous crop and residual herbicide application. Cereal rye was terminated with glyphosate (1.26 kg ae ha<sup>-1</sup>; Roundup PowerMax®, Bayer Crop Science, St Louis, MO) plus ammonium sulfate (1% v/v) 4 to 7 d before crop planting. Crops were planted using a row-crop planter with 76-cm row spacing and 3.8-cm seeding depth. The corn hybrid ‘P0339AM’ (Pioneer, Johnston, IA) was planted at 80,300 seeds ha<sup>-1</sup> at Arlington and Lancaster and 79,000 seeds ha<sup>-1</sup> at Lincoln. This hybrid was selected for its sensitivity to the acetolactate synthase-inhibiting herbicide, imazethapyr (Corteva Agriscience 2020). The soybean variety ‘P22T1R2’ (Pioneer, Johnston, IA) was planted at 345,900 seeds ha<sup>-1</sup> at Arlington and Lancaster and 370,000 seeds ha<sup>-1</sup> at Lincoln. Soil fertility was managed in each experiment according to recommendations from the University of Wisconsin–Madison (Arlington and Lancaster) and the University of Nebraska–Lincoln (Lincoln) for optimum nitrogen, phosphorus, and potassium availability (Laboski and Peters 2012; Shaver 2014). Glyphosate plus ammonium sulfate (1% v/v) was applied postemergence as needed to maintain weed-free conditions.

### Data Collection

Average monthly temperature and accumulated precipitation during the growing season were collected with onsite weather stations and are summarized in Table 2.

Growth of the cereal rye cover crop was assessed at the time of termination by taking photos to assess canopy cover, after which aboveground biomass was harvested. A 0.09-m<sup>2</sup> quadrat was used to delineate the area used for canopy assessment. Photos of three random locations in each cover crop plot were collected with a

**Table 1.** Timing of field operations and herbicide applications.<sup>a</sup>

Activity	Arlington, WI	Lancaster, WI	Lincoln, NE
2018 residual herbicide application	October 1	November 20	October 22
2019 cover crop termination	May 7	May 3	May 7
2019 crop planting	May 13	May 17	May 14
2019 residual herbicide application	October 9	October 28	November 10
2020 cover crop termination	May 7	May 8	May 6
2020 crop planting	May 12	May 12	May 12

<sup>a</sup>Soil management practices were implemented within 3 d following residual herbicide application in the fall. Clay content of soil was 26%, 32%, and 18%, soil organic matter was 3.1%, 3.0%, and 2.5%, and soil pH was 6.0, 6.8, and 5.2 at the Arlington, Lancaster, and Lincoln sites, respectively.

**Table 2.** Monthly average air temperature and accumulated precipitation during the 2019 growing season, 2020 growing season, and 30-yr normal (1988–2018) at Arlington, WI, Lancaster, WI, and Lincoln, NE.<sup>a</sup>

	Average temperature			Precipitation		
	2019	2020	Normal	2019	2020	Normal
	—C—			—mm—		
Arlington						
April	7.5	6.0	7.4	77.2	36.6	107.8
May	12.6	12.9	14.1	172.0	112.5	112.3
June	18.6	20.1	19.5	141.0	110.0	143.0
July	22.7	22.3	21.5	117.6	142.2	109.9
August	18.9	19.7	20.5	152.9	96.5	114.5
September	17.6	14.3	16.1	146.1	76.5	89.0
October	7.2	6.2	9.2	158.5	111.3	74.9
Season	15.0	14.5	15.5	965.2	685.5	751.5
Lancaster						
April	7.9	5.3	8.3	59.7	36.6	106.8
May	12.9	13.6	14.8	143.3	139.2	116.0
June	19.3	16.3	20.1	118.6	197.9	146.6
July	22.8	28.0	22.0	161.0	130.8	125.4
August	19.7	22.0	21.0	80.8	94.5	114.9
September	18.3	18.7	16.6	472.0	186.4	89.2
October	9.9	4.6	9.7	130.3	93.5	73.0
Season	15.8	15.5	16.1	1165.7	878.9	771.8
Lincoln						
April	12.1	9.7	10.7	26.7	33.8	79.6
May	15.4	14.8	16.9	190.8	80.3	134.8
June	22.1	24.3	22.5	89.4	114.3	125.5
July	24.8	24.7	24.8	89.7	147.8	101.4
August	22.8	23.2	23.6	66.5	16.0	96.8
September	22.6	17.7	19.0	87.6	70.6	94.7
October	8.9	9.3	12.0	128.5	17.0	61.0
Season	18.4	17.7	18.5	679.2	479.8	693.8

<sup>a</sup>The 2019 and 2020 growing season temperatures were collected with on-site weather stations. The 30-yr monthly normal weather was estimated in R software using historic daily weather data (Correndo et al. 2021).

smartphone camera and analyzed with Canopeo Software (Oklahoma State University, Division of Agricultural Sciences and Natural Resources Soil Physics program, Stillwater, OK; <https://canopeoapp.com>) to determine percent green canopy cover from each subsample (0% to 100%, with no green canopy at 0% and complete canopy cover at 100%) using default settings (red/green: 0.95; blue/green: 0.95, noise reduction: 100) (Arsenijevic et al. 2021; Patrignani and Ochsner 2015; Potratz et al. 2020; Ribeiro et al. 2021). The percentage of canopy cover used for analysis was determined for each plot by calculating the average percent canopy cover from the three photos. Aboveground biomass subsamples were collected from three random locations in each cover crop plot using a 0.09-m<sup>2</sup> quadrat. Biomass subsamples were

combined and dried at 50 C until constant mass. Sample mass was converted to kilograms of biomass per hectare.

Residual herbicide carryover treatment effects on corn and soybean were assessed using visual ratings of crop injury, early-season stand counts, crop canopy photos, and crop grain yield. Visual ratings of injury (0% = no injury, 100% = dead), crop canopy photos, and stand counts were collected in each plot at the V3 to V4 crop stage in both corn and soybean. Canopy photos were collected at four random locations in each plot using a 76-cm<sup>2</sup> quadrat to delineate the photo area (Arsenijevic et al. 2021). Photos were processed and prepared for analysis following the methodology used for cover crop canopy photos. Stand counts were collected using two 1.5-m of row subsamples from each plot. Subsample counts were pooled and converted to plants per hectare. Grain mass from crop yield was machine harvested at crop physiological maturity and standardized to 15.5% moisture for corn and 13% moisture for soybean before being converted to kilograms per hectare.

### Statistical Analyses

All analyses were performed in R Software for statistical computing v. 3.6.2 (R Foundation for Statistical Computing 2014). A linear mixed model (LMM) (LME4 package) with normal distribution was fit to data for cover crop biomass, stand counts, and grain yield. A generalized linear mixed model (GLMM) with TEMPLATE MODEL BUILDER with a beta distribution and logit link (GLMMTMB package) was fit to data for cover crop canopy and crop canopy. The LMM assumptions for normal distribution and homogeneity of variance of residuals were assessed before analysis. The LMMs were analyzed with ANOVA (*anova* function, CAR package). All response variables were analyzed with separate models for each crop. Data were not collected for the 2020 Arlington corn experiment due to establishment error. Canopy photos were compromised for the Arlington 2019 corn and soybean experiments; therefore, these data were not included in the analyses.

Models for cover crop canopy, cover crop biomass, crop stand counts, and crop canopy tested for differences across site-years, because data varied greatly within and among sites. In LMMs for cover crop biomass, site-year and herbicide treatment were included as fixed effects, while blocks nested within site-year were included as a random effect. Cover crop biomass data were square-root transformed before analysis to better meet LMM assumptions of normal distribution of residuals and homogeneity of variance. In the LMMs for stand counts and GLMMs for canopy cover, site-year, soil management treatment, and herbicide treatment were included as fixed effects, while blocks nested within site-year were included as a random effect. When interactions or fixed effects were significant in ANOVA ( $P \leq 0.05$ ), means were separated using Fisher's LSD (EMMEANS package).

Models for crop yield were analyzed separately for each site (Arlington, Lancaster, and Lincoln) with data pooled between years, because results varied among sites. In LMMs for grain yield, soil management treatment and herbicide treatment were included as fixed effects, while blocks nested within year were included as a random effect. When interactions or fixed effects were significant in ANOVA ( $P \leq 0.05$ ), means were separated using Fisher's LSD.

## Results and Discussion

### Weather

Seasonal average temperature for the growing season was comparable to the 30-yr normal at all three locations, although

temperatures in April and May were colder than normal at Arlington 2019, Arlington 2020, Lancaster 2019, Lancaster 2020, and Lincoln 2020 (Table 2). Seasonal precipitation was higher than normal at Arlington and Lancaster in 2019 and 2020, whereas precipitation was below normal at Lincoln in 2020 (Table 2).

### Cover Crop Biomass and Canopy Cover

#### Corn Experiments

Herbicide treatments did not affect cereal rye biomass and canopy cover in corn (biomass  $P = 0.50$ ; canopy cover  $P = 0.09$ ). The site-year fixed effect was significant for cover crop biomass ( $P < 0.001$ ) and canopy cover ( $P < 0.001$ ). Biomass ranged from 135 to 888 kg ha<sup>-1</sup> across site-years for the cereal rye planted preceding corn (Table 3). Cover crop canopy cover ranged from 7% to 45% cover across site-years.

Previous research on herbicide carryover into cover crops reported cereal rye injury from imazethapyr 3 wk after planting but no reduction in biomass, but no injury from fomesafen was observed (Rector et al. 2019). In a herbicide bioassay in which soil was treated with imazethapyr, cereal rye had similar biomass compared with the nontreated control (Ribeiro et al. 2021). Findings from these studies indicate that the likelihood of observing cereal rye cover crop biomass or canopy reduction from carryover of fomesafen or imazethapyr is low.

#### Soybean Experiments

Herbicide treatments did not affect cereal rye biomass or canopy cover in soybean experiments (biomass  $P = 0.70$ ; canopy cover  $P = 0.84$ ). The site-year fixed effect was significant for cover crop biomass ( $P < 0.001$ ) and canopy cover ( $P < 0.001$ ). Biomass ranged from 131 to 763 kg ha<sup>-1</sup> across site-years for the cereal rye planted preceding soybean (Table 3). Canopy cover ranged from 8% to 38% cover across site-years for cereal rye planted preceding soybean.

Previous research on herbicide carryover into cover crops observed injury to cereal rye from clopyralid 3 wk after planting with no reduction in biomass, but no injury was observed for mesotrione (Rector et al. 2019). Research conducted in Missouri observed no reduction in cereal rye stand or biomass from mesotrione or clopyralid (Cornelius and Bradley 2017). Similarly, no effects were observed from mesotrione carryover on cereal rye cover crop biomass or stand from research conducted in Arkansas (Palhano et al. 2018). Findings from these studies indicate that the likelihood of observing cereal rye cover crop biomass or canopy reduction from carryover of clopyralid or mesotrione is low.

### Early-Season Crop Stand Count

#### Corn Experiments

Herbicide treatment or soil management did not influence early-season corn stand counts (herbicide treatment  $P = 0.51$ ; soil management  $P = 0.90$ ). The site-year fixed effect was significant in the stand count model for corn ( $P < 0.001$ ). Corn stand counts ranged from 79,000 to 90,000 plants ha<sup>-1</sup> across site-years (Table 3). Similarly, previous research with rotational crops observed no stand loss in corn from carryover of soybean herbicides despite injury being observed (Walsh et al. 1993). Although there were no observed effects of soil management on crop stand in this study, previous research has observed a reduction in corn stand from use of a cereal rye cover crop when seed to soil contact was reduced was reduced by rye residue in the seed furrow (Eckert 1988).

#### Soybean Experiments

Herbicide treatment or soil management did not affect early-season stand counts in soybean (herbicide treatment  $P = 0.70$ ; soil management  $P = 0.14$ ). The site-year fixed effect was significant in the stand count model for soybean ( $P < 0.001$ ). Soybean stand counts ranged from 261,000 to 296,000 plant ha<sup>-1</sup> across site-years (Table 3).

### Crop Canopy Cover

#### Corn Experiments

The herbicide treatment ( $P = 0.02$ ) fixed effect and site-year by soil management interaction ( $P < 0.001$ ) were significant. Canopy cover was lower for the IM50 (11.5%) herbicide treatment compared with the FO50 (12.3%) treatment, but not different from the CTRL (12.1%), FO25 (12.1%), and IM25 (12.3%) treatments (Figure 1). At Arlington 2019, canopy cover was lower for the no-till (4.3%) and cover crop (4.2%) soil management treatments compared with the tillage (5.2%) treatment (Figure 1). At Lancaster 2019, canopy cover was lower in the cover crop (6.2%) treatment compared with the tillage (7.7%) treatment, while canopy cover for the no-till (7.0%) treatment was similar to that of the tillage and cover crop treatments. At Lancaster 2020, canopy cover in the cover crop (26.8%) treatment was lower than in the tillage (30.0%) and no-till (30.5%) treatments. At Lincoln 2019, canopy cover was lower for the no-till (9.0%) treatment compared with tillage (10.9%) and cover crop (10.6%) treatments. At Lincoln 2020, canopy cover was similar among the tillage (16.5%), no-till (15.6%), and cover crop (16.1%) treatments.

Corn canopy cover did not differ between any of the herbicide treatments and the nontreated control. Canopy assessments in this study varied greatly across site-years when using the crop growth stage for assessment. Collecting crop canopy samples at a predetermined time in relation to crop planting (Arsenijevic et al. 2021) or tracking differences in canopy cover until reaching a target percent canopy cover (Potratz et al. 2020) could be a better indicator of treatment differences in canopy development. Visible crop injury was absent or too inconsistent to be used for analysis in all experiments, so data are not shown. Expected injury symptomology from fomesafen carryover was striped leaves from chlorotic/necrotic leaf veins, especially down the midrib.

#### Soybean Experiments

The herbicide treatment ( $P = 0.03$ ) fixed effect and the site-year by soil management interaction ( $P < 0.001$ ) were significant. Canopy cover was lower in the ME50 (13.3%) herbicide treatment compared with the CTRL (13.9%), CL25 (14.3%), and ME25 (14.2%) treatments (Figure 2). Canopy cover for the CL50 (13.8%) treatment was similar to that of all other treatments. At Arlington 2019, canopy cover was lower for the no-till (11.0%) and cover crop (9.1%) soil management treatments compared with the tillage treatment (14.5%) (Figure 2). At Lancaster 2019, canopy cover differed among the tillage (13.7%), no-till (10.3%), and cover crop treatments (9.1%) (Figure 2). At Lincoln 2019, canopy cover was lower for the no-till (8.4%) and cover crop (9.1%) soil management treatments compared with the tillage treatment (11.1%) (Figure 2). At Lincoln 2020, canopy cover was lower for the no-till (7.3%) and cover crop (7.3%) soil management treatments compared with the tillage treatment (8.5%). Canopy cover was similar among treatments at Arlington 2020 and Lancaster 2020.

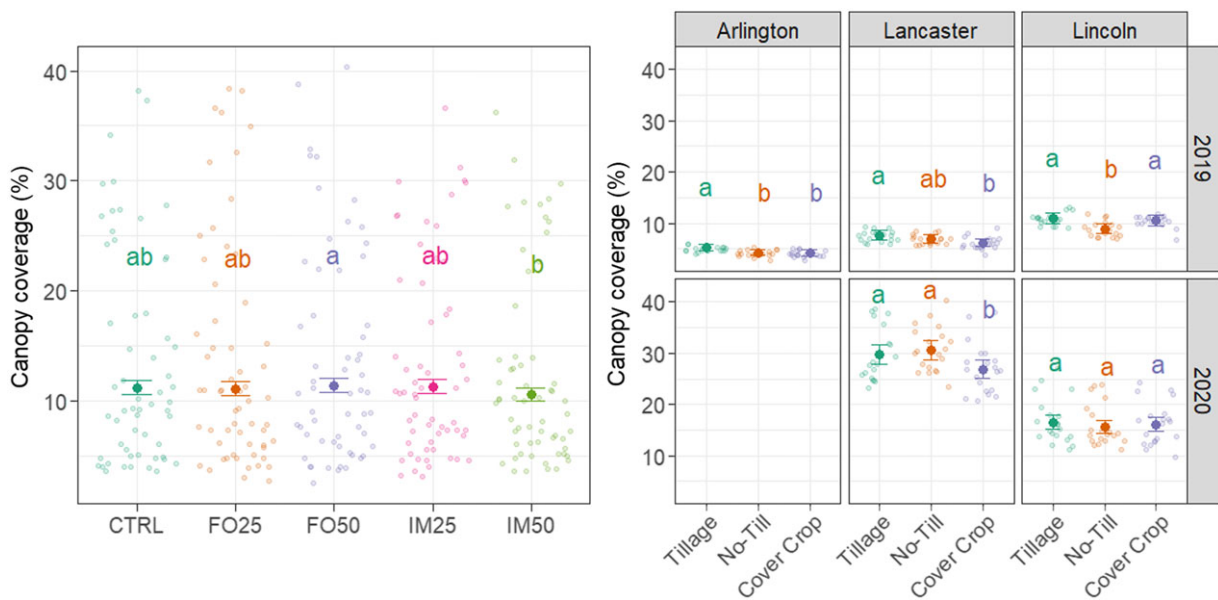
Soybean canopy cover was minimally influenced by herbicide carryover and soil management for soybean, with less than 1%

**Table 3.** Cereal rye cover crop biomass, percent canopy cover, and crop stands across site-years for corn and soybean experiments conducted in 2019 and 2020 in Arlington, WI, Lancaster, WI, and Lincoln, NE.<sup>a</sup>

Site-year	Cereal rye–corn		Cereal rye–soybean		Crop stand	
	Biomass	Canopy cover	Biomass	Canopy cover	Corn	Soybean
	kg ha <sup>-1</sup> (±SE)	% (±SE)	kg ha <sup>-1</sup> (±SE)	% (±SE)	1,000 plants ha <sup>-1</sup> (±SE)	
Arlington 2019	309 (27) c	—	252 (33) c	—	79 (0.7) d	296 (4.1) a
Arlington 2020	—	—	763 (55) a	31 (1.3) b	—	261 (4.1) d
Lancaster 2019	489 (34) b	25 (1.0) b	743 (55) a	38 (1.4) a	85 (0.8) b	278 (4.1) c
Lancaster 2020	431 (32) b	24 (1.0) b	608 (49) a	23 (1.1) c	90 (0.7) a	293 (4.1) ab
Lincoln 2019	135 (18) d	7 (0.1) c	131 (23) d	8 (0.6) d	81 (0.8) c	282 (4.1) bc
Lincoln 2020	888 (46) a	45 (1.1) a	445 (42) b	30 (1.3) b	79 (0.7) cd	263 (4.1) d
ANOVA <sup>b</sup>	***	***	***	***	***	***

<sup>a</sup>Means separated using Fisher's LSD and site-year values within a column that are followed by similar letters are not significantly different from each other at  $\alpha = 0.05$ . A dash (—) denotes no data.

<sup>b</sup>Significance at: \* $P < 0.05$ ; \*\* $P < 0.01$ ; \*\*\* $P < 0.001$ .



**Figure 1.** Influence of herbicide carryover (left) and soil management (right) on early-season percent canopy cover in corn. Herbicide treatments include nontreated control (CTRL), 25% fomesafen rate (FO25), 50% fomesafen rate (FO50), 25% imazethapyr rate (IM25), and 50% imazethapyr rate (IM50) applied in the previous fall. Soil management separated between cropping season (2019 and 2020) and the research sites Arlington, WI, Lancaster, WI, and Lincoln, NE. Jittered points represent actual data, centered solid points represent the means, and error bars represent 95% confidence intervals. Means were separated using Fisher's LSD, and treatments with the same letters are not different at  $\alpha = 0.05$ .

lower cover based on herbicide treatment and less than 6% lower cover based on soil management (Figure 2). Previous research with similar methodology for assessing crop canopy cover observed 1.5% lower canopy cover in soybean at the V2 growth stage from sulfentrazone applied preemergence (Arsenijevic et al. 2021). Similar methodology for canopy assessment observed variation in time to reach 50% soybean canopy cover between strip-till and no-till depending on year (Potratz et al. 2020). Early-season soybean canopy cover was greatest in soil management with tillage for most site-years in this study. Visible crop injury was absent or too inconsistent to be used for analysis in all experiments, so data are not shown.

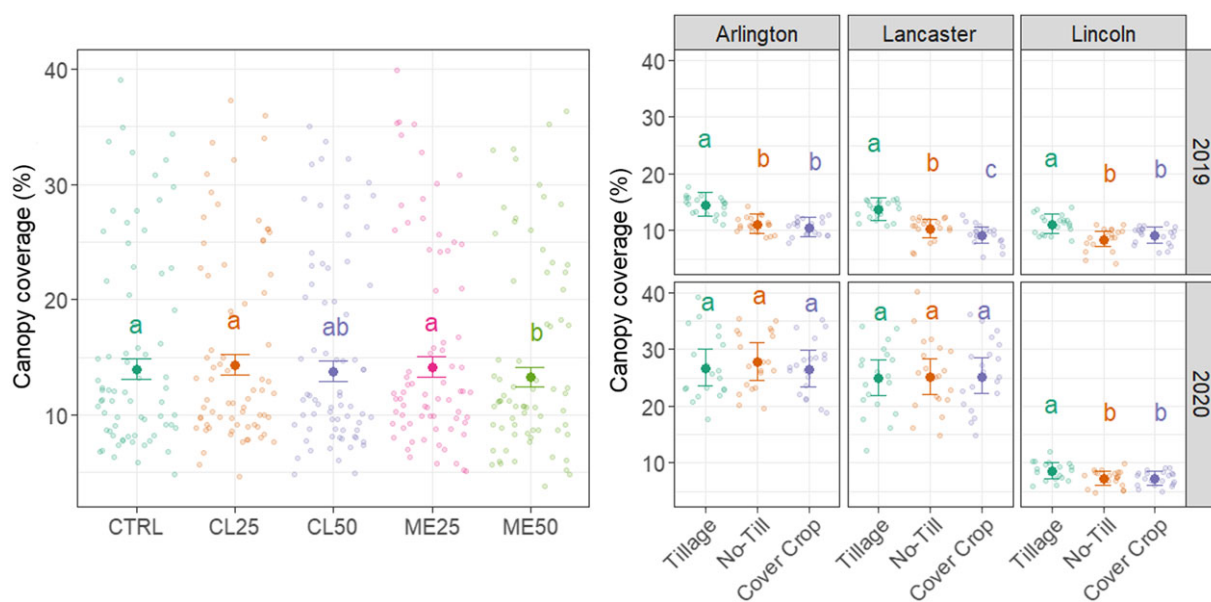
## Crop Yield

### Corn Experiments

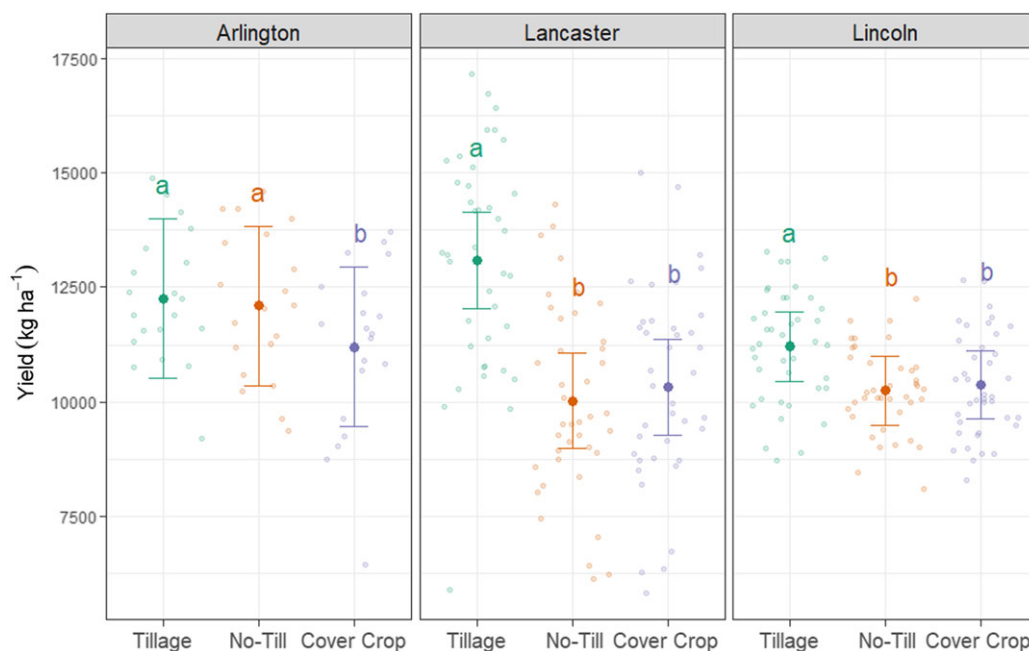
Herbicide treatment did not affect corn yield, as the interaction with soil management and the herbicide treatment fixed effect were not significant for Arlington ( $P = 0.88$ ), Lancaster ( $P = 0.95$ ), or

Lincoln ( $P = 0.90$ ). The soil management fixed effect was significant for Arlington ( $P = 0.04$ ), Lincoln ( $P < 0.001$ ), and Lancaster ( $P < 0.001$ ). At Arlington, grain yield was lower for the cover crop (11,200 kg ha<sup>-1</sup>) soil management treatment compared with the tillage (12,300 kg ha<sup>-1</sup>) and no-till (12,100 kg ha<sup>-1</sup>; Figure 3). At Lincoln, grain yield was lower for the no-till (10,300 kg ha<sup>-1</sup>) and cover crop (10,400 kg ha<sup>-1</sup>) soil management treatments compared with tillage (11,200 kg ha<sup>-1</sup>). At Lancaster, grain yield was lower for the cover crop (10,300 kg ha<sup>-1</sup>) and no-till (10,000 kg ha<sup>-1</sup>) soil management treatments compared with the tillage (13,100 kg ha<sup>-1</sup>) treatment.

These findings indicate that when half the label rate of fomesafen or imazethapyr is present in the soil following soybean harvest, the risk for injury or yield loss in the subsequent corn crop is low under the environmental and soil conditions encountered in this research. Also, the differences in corn canopy cover from herbicide treatment did not affect corn yield (Figure 1). Previous field research observed reduced leaf chlorophyll content and root volume from fomesafen carryover in 10-d-old corn plants when



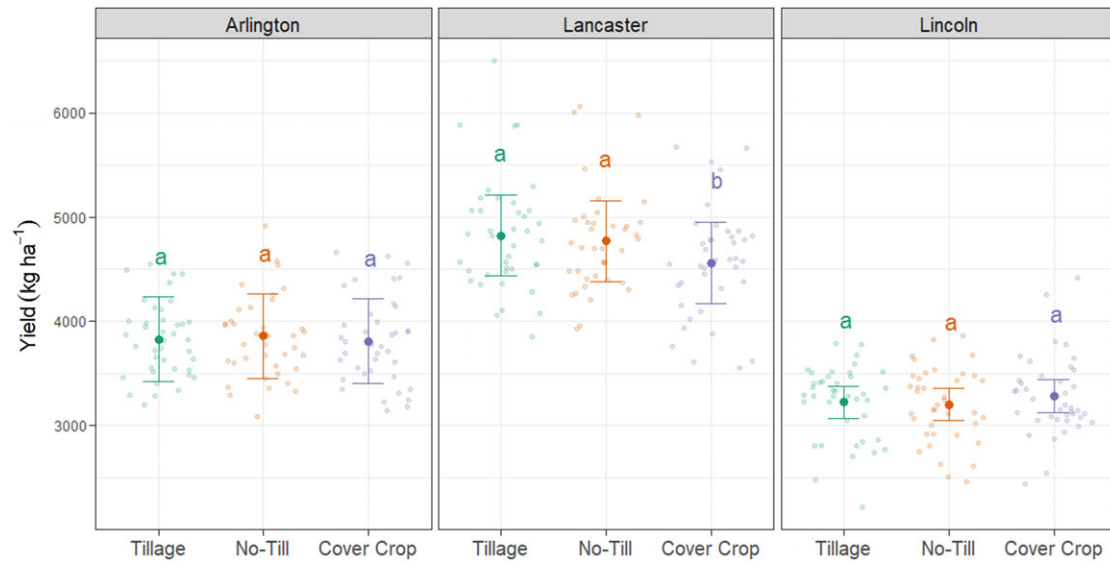
**Figure 2.** Influence of herbicide carryover (left) and soil management (right) on early-season percent canopy cover in soybean. Herbicide treatments include nontreated control (CTRL), 25% clopyralid rate (CL25), 50% clopyralid rate (CL50), 25% mesotrione rate (ME25), and 50% mesotrione rate (ME50) applied in the fall. Soil management separated between cropping season (2019 and 2020) and the research sites Arlington, WI, Lancaster, WI, and Lincoln, NE. Jittered points represent actual data, centered solid points represent the means, and error bars represent 95% confidence intervals. Means were separated using Fisher's LSD, and treatments with the same letters are not different at  $\alpha = 0.05$ .



**Figure 3.** Influence of soil management on corn yield. Jittered points represent actual data, centered solid points represent the means, and error bars represent 95% confidence intervals. Means were separated using Fisher's LSD, and treatments with the same letters are not different at  $\alpha = 0.05$ .

planted 65 d after application (Cobucci et al. 1997). Fomesafen carryover injury in sweet corn was dependent on varietal tolerance, while risk of carryover injury was suggested to be low and avoidable with proper hybrid selection (Rauch et al. 2007). Imazethapyr has been shown to reduce corn shoot and root growth in greenhouse experiments (Renner et al. 1988), with roots being more sensitive than shoots (Loux et al. 1989). Field studies found no observed reduction of corn yield when nonlethal herbicide

carryover injury from fomesafen or imazethapyr occurred (Cobucci et al. 1997; Loux et al. 1989; Walsh et al. 1993). Regarding soil management practices, previous research in Wisconsin found that corn grain yield was similar between tillage and no-till systems in a corn-soybean rotation (Mourtzinis et al. 2017; Pedersen and Lauer 2003), contradicting findings from Lancaster in this study. In Nebraska, tillage was shown to increase corn grain yield compared with no-till in years with cooler springs



**Figure 4.** Influence of soil management on soybean yield. Jittered points represent actual data, centered solid points represent the means, and error bars represent 95% confidence intervals. Means were separated using Fisher's LSD, and treatments with the same letters are not different at  $\alpha = 0.05$ .

(Wilhelm and Wortmann 2004). Lower corn grain yield in the soil management with a cover crop compared with no-till at Arlington in this study corroborates previous research conducted in Iowa that also observed lower corn grain yield for a cover crop terminated before planting compared with no-till (Pantoja et al. 2015).

#### Soybean Experiments

Herbicide treatment did not influence soybean yield, as the herbicide treatment interactions or fixed effects were not significant at Arlington ( $P = 0.09$ ), Lancaster ( $P = 0.61$ ), or Lincoln ( $P = 0.68$ ). Soil management influenced soybean yield at Lancaster ( $P = 0.01$ ), but not at Arlington ( $P = 0.59$ ) or Lincoln ( $P = 0.57$ ). At Lancaster, soybean yield was lower in the cover crop ( $4,600 \text{ kg ha}^{-1}$ ) soil management treatment compared with tillage ( $4,800 \text{ kg ha}^{-1}$ ) and no-till ( $4,800 \text{ kg ha}^{-1}$ ) (Figure 4).

These findings indicate that when half the label rate of clopyralid or mesotrione are present in the soil following crop harvest, the risk for injury or yield loss in the subsequent soybean crop is low under the environmental and soil conditions encountered in this research. Also, the differences in early-season soybean crop canopy cover from herbicide treatment did not affect soybean yield (Figure 2). Field research in soybean following wheat (*Triticum aestivum* L.) observed a reduction in soybean height from clopyralid carryover (Thorsness and Messersmith 1991). Field trials simulating mesotrione carryover 1 yr after applications of 144 to  $576 \text{ g ai ha}^{-1}$  did not observe injury in soybean; however, injury was observed in field pea (*Pisum sativum* L.; Pintar et al. 2020). In contrast, soybean injury occurred in another study simulating mesotrione carryover 1 yr after application when rates exceeded  $280 \text{ g ai ha}^{-1}$ , although injury did not affect crop yield (Riddle et al. 2013). Regarding soil management practices, previous research in Wisconsin has observed cases of lower (Pedersen and Lauer 2003), higher (Pedersen and Lauer 2002), and no difference in soybean yield (Mourtzinis et al. 2017) from management with tillage compared with no-till. In Nebraska, similar soybean yield has been observed between soil management with no-till and tillage (Wilhelm and Wortmann 2004). Similar soybean yield between soil management with no-till compared with a cereal rye cover

crop at Arlington and Lincoln in this study is consistent with findings from previous research (Pantoja et al. 2015; Reddy et al. 2003).

In conclusion, there was no evidence that herbicide carryover on the soil types in this study affected crop development and yield. The highest herbicide rates used in this study and the timing of application represent a field scenario in which the herbicides used had undergone one half-life at the time of crop harvest, which is longer than the estimated half-life time for all herbicides evaluated. These results indicate that carryover of fomesafen and imazethapyr in corn and clopyralid and mesotrione in soybean, when applied at labeled rates, is unlikely to affect cereal rye, corn, and soybean growth and productivity across a range of diverse soil management practices when used in silt loam and silty clay loam soils in the U.S. Midwest region.

**Acknowledgments.** Partial funding to support this research was provided by the NCR-SARE's Graduate Student Grant Program, Wisconsin Soybean Marketing Board, and Wisconsin Corn Promotion Board. We would like to thank the staff at the University of Wisconsin–Madison Arlington Agricultural Research Station, University of Wisconsin–Madison Lancaster Agricultural Research Station, and University of Nebraska Havelock Farm. We would also like to thank the personnel of the University of Wisconsin Cropping Systems Weed Science and University of Nebraska Extension Weed Science Labs for their technical assistance with this research. No conflicts of interest have been declared.

#### References

- Abid M, Lal R (2008) Tillage and drainage impact on soil quality: I. Aggregate stability, carbon and nitrogen pools. *Soil Tillage Res* 100:89–98
- Alletto L, Coquet Y, Benoit P, Heddadj D, Barriuso E (2010) Tillage management effects on pesticide fate in soils. A review. *Agron Sustain Dev* 30: 367–400
- Arsenijevic N, Avellar M de, Butts L, Arneson NJ, Werle R (2021) Influence of sulfentrazone and metribuzin applied preemergence on soybean development and yield. *Weed Technol* 35:210–215
- Basche AD, DeLonge MS (2019) Comparing infiltration rates in soils managed with conventional and alternative farming methods: a meta-analysis. *PLoS ONE* 14:e0215702



- Basche AD, Kaspar TC, Archontoulis SV, Jaynes DB, Sauer TJ, Parkin TB, Miguez FE (2016) Soil water improvements with the long-term use of a winter rye cover crop. *Agric Water Manag* 172:40–50
- Blanco-Canqui H, Holman JD, Schlegel AJ, Tatarco J, Shaver TM (2013) Replacing fallow with cover crops in a semiarid soil: effects on soil properties. *Soil Sci Soc Am J* 77:1026–1034
- Cobucci T, Silva João B, Prates HT (1997) Carryover effect of fomesafen, applied on edible bean, on successional maize. *Planta Daninha* 15:180–189
- Cornelius CD, Bradley KW (2017) Carryover of common corn and soybean herbicides to various cover crop species. *Weed Technol* 31:21–31
- Correndo AA, Moro Rosso LH, Ciampitti IA (2021) Agrometeorological data using R-software. *Harvard Dataverse*. 10.7910/DVN/J9EUZU
- Corteva Agriscience (2020) 2020 Corn Hybrid-Herbicide Management Guide. Indianapolis, IN: Corteva Agriscience. 2 p
- Curran WS (2016) Persistence of herbicides in soil. *Crops Soils* 49:16–21
- Eckert DJ (1988) Rye cover crops for no-tillage corn and soybean production. *J Prod Agric* 1:207–210
- Hartzler B, Anderson MJB (2018) Fomesafen carryover to corn. *Integrated Crop Management News*, May 23. <https://dr.lib.iastate.edu/server/api/core/bitstreams/901e7270-02d0-4891-abf6-a8d09af09d47/content>. Accessed: July 25, 2021
- Hartzler RG (2014) Fomesafen carryover injury to corn. *Integrated Crop Management News*, June 2. <https://dr.lib.iastate.edu/server/api/core/bitstreams/99eb3ed5-2b08-4848-abac-04fbaf4ab31/content>. Accessed: July 25, 2021
- He J, Li H, Kuhn NJ, Wang Q, Zhang X, He J, Li H, Kuhn NJ, Wang Q, Zhang X (2010) Effect of ridge tillage, no-tillage, and conventional tillage on soil temperature, water use, and crop performance in cold and semi-arid areas in northeast China. *Soil Res* 48:737–744
- Heap I (2021) The International Herbicide-Resistant Weed Database. [www.weedscience.org](http://www.weedscience.org). Accessed: January 5, 2021
- Johnson MD, Lowery B (1985) Effect of three conservation tillage practices on soil temperature and thermal properties. *Soil Sci Soc Am J* 49:1547–1552
- Kim N, Zabaloy MC, Guan K, Villamil MB (2020) Do cover crops benefit soil microbiome? A meta-analysis of current research. *Soil Biol Biochem* 142:107701
- Laboski C, Peters J (2012) *Nutrient Application Guidelines for Field, Vegetable, and Fruit Crops in Wisconsin*. Madison, WI: UW Extension. 94 p
- Loux MM, Liebl RA, Slife FW (1989) Availability and persistence of imazaquin, imazethapyr, and clomazone in Soil. *Weed Sci* 37:259–267
- Mills JA, Witt WW (1991) Dissipation of imazaquin and imazethapyr under conventional and no-tillage soybean (*Glycine max*). *Weed Technol* 5:586–591
- Mourtzinis S, Marburger D, Gaska J, Diallo T, Lauer J, Conley S (2017) Corn and soybean yield response to tillage, rotation, and nematicide seed treatment. *Crop Sci* 57:1704–1712
- Norsworthy JK, Ward SM, Shaw DR, Llewellyn RS, Nichols RL, Webster TM, Bradley KW, Frisvold G, Powles SB, Burgos NR, Witt WW, Barrett M (2012) Reducing the risks of herbicide resistance: best management practices and recommendations. *Weed Sci* 60(SP1):31–62
- Owen MD (2004) Mesotrione carryover to soybeans. *Integrated Crop Management News*, July 12. <https://dr.lib.iastate.edu/server/api/core/bitstreams/fa94d9d1-7fe2-41c1-9a71-a5d34e9ac736/content>. Accessed: July 25, 2021
- Palhano MG, Norsworthy JK, Barber T (2018) Sensitivity and likelihood of residual herbicide carryover to cover crops. *Weed Technol* 32:236–243
- Pantoja JL, Woli KP, Sawyer JE, Barker DW (2015) Corn nitrogen fertilization requirement and corn–soybean productivity with a rye cover crop. *Soil Sci Soc of Am J* 79:1482–1495
- Patrignani A, Ochsner TE (2015) Canopeo: a powerful new tool for measuring fractional green canopy cover. *Agron J* 107:2312–2320
- Pedersen P, Lauer JG (2002) Influence of rotation sequence on the optimum corn and soybean plant population. *Agron J* 94:968–974
- Pedersen P, Lauer JG (2003) Corn and soybean response to rotation sequence, row spacing, and tillage system. *Agron J* 95:965–971
- Pintar A, Stipicevic S, Svecnjak Z, Baric K, Lakic J, Sraka M, Pintar A, Stipicevic S, Svecnjak Z, Baric K, Lakic J, Sraka M (2020) Crop sensitivity to mesotrione residues in two soils: field and laboratory bioassays. *Chil J Agric Res* 80:496–504
- Potratz DJ, Mourtzinis S, Gaska J, Lauer J, Arriaga FJ, Conley SP (2020) Strip-till, other management strategies, and their interactive effects on corn grain and soybean seed yield. *Agron J* 112:72–80
- Rabaey TL, Harvey RG (1997) Sweet corn (*Zea mays*) hybrids respond differently to simulated imazethapyr carryover. *Weed Technol* 11:92–97
- Rauch BJ, Bellinder RR, Brainard DC, Lane M, Thies JE (2007) Dissipation of fomesafen in New York state soils and potential to cause carryover injury to sweet corn. *Weed Technol* 21:206–212
- Rector LS, Pittman KB, Beam SC, Bamber KW, Cahoon CW, Frame WH, Flessner ML (2019) Herbicide carryover to various fall-planted cover crop species. *Weed Technol* 34:25–34
- Reddy KN, Zablotowicz RM, Locke MA, Koger CH (2003) Cover crop, tillage, and herbicide effects on weeds, soil properties, microbial populations, and soybean yield. *Weed Sci* 51:987–994
- Renner KA, Meggitt WF, Penner D (1988) Effect of soil pH on imazaquin and imazethapyr adsorption to soil and phytotoxicity to corn (*Zea mays*). *Weed Sci* 36:78–83
- R Development Core Team (2014) *R: A Language and Environment for Statistical Computing*. Vienna, Austria: R Foundation for Statistical Computing. <http://www.R-project.org>. Accessed: July 25, 2021
- Ribeiro VHV, Oliveira MC, Smith DH, Santos JB, Werle R (2021) Evaluating efficacy of preemergence soybean herbicides using field treated soil in greenhouse bioassays. *Weed Technol* 35:830–883
- Riddle RN, O'Sullivan J, Swanton CJ, Acker RCV (2013) Crop response to carryover of mesotrione residues in the field. *Weed Technol* 27:92–100
- Shaner DL (2014) *Herbicide Handbook*. 10th ed. Lawrence, KS: Weed Science Society of America. 513 p
- Shaver TM, ed (2014) *Nutrient Management for Agronomic Crops in Nebraska*. Lincoln: University of Nebraska Extension. 159 p
- Steckel LE, Sprague CL, Hager AG (2002) Common waterhemp (*Amaranthus rudis*) control in corn (*Zea mays*) with single preemergence and sequential applications of residual herbicides. *Weed Technol* 16:755–761
- Thorsness KB, Messersmith CG (1991) Clopyralid influences rotational crops. *Weed Technol* 5:159–164
- Walsh JD, Defelice MS, Sims BD (1993) Soybean (*Glycine max*) herbicide carryover to grain and fiber crops. *Weed Technol* 7:625–632
- Wilhelm WW, Wortmann CS (2004) Tillage and rotation interactions for corn and soybean grain yield as affected by precipitation and air temperature. *Agron J* 96:425–432
- Young BG (2006) Changes in herbicide use patterns and production practices resulting from glyphosate-resistant crops. *Weed Technol* 20:301–307
- Zuber SM, Behnke GD, Nafziger ED, Villamil MB (2015) Crop rotation and tillage effects on soil physical and chemical properties in Illinois. *Agron J* 107:971–978