



Sensitivity of *Bemisia tabaci* (Hemiptera: Aleyrodidae) to Several New Insecticides in China: Effects of Insecticide Type and Whitefly Species, Strain, and Stage

Authors: Xie, Wen, Liu, Yang, Wang, Shaoli, Wu, Qingjun, Pan, Huipeng, et al.

Source: Journal of Insect Science, 14(261) : 1-7

Published By: Entomological Society of America

URL: <https://doi.org/10.1093/jisesa/ieu123>

BioOne Complete (complete.BioOne.org) is a full-text database of 200 subscribed and open-access titles in the biological, ecological, and environmental sciences published by nonprofit societies, associations, museums, institutions, and presses.

Your use of this PDF, the BioOne Complete website, and all posted and associated content indicates your acceptance of BioOne's Terms of Use, available at www.bioone.org/terms-of-use.

Usage of BioOne Complete content is strictly limited to personal, educational, and non - commercial use. Commercial inquiries or rights and permissions requests should be directed to the individual publisher as copyright holder.

BioOne sees sustainable scholarly publishing as an inherently collaborative enterprise connecting authors, nonprofit publishers, academic institutions, research libraries, and research funders in the common goal of maximizing access to critical research.

RESEARCH

Sensitivity of *Bemisia Tabaci* (Hemiptera: Aleyrodidae) to Several New Insecticides in China: Effects of Insecticide Type and Whitefly Species, Strain, and Stage

Wen Xie,* Yang Liu,* Shaoli Wang, Qingjun Wu, Huipeng Pan, Xin Yang, Litao Guo, and Youjun Zhang¹

Department of Plant Protection, Institute of Vegetables and Flowers, Chinese Academy of Agricultural Sciences, 12 Zhongguancun Nandajie, Haidian District, Beijing 100081, People's Republic of China

¹Corresponding author, e-mail: zhangyoujun@caas.cn

*These authors contributed equally to this work

Subject Editor: Xianchun Li

J. Insect Sci. 14(261): 2014; DOI: 10.1093/jisesa/ieu123

ABSTRACT. Whitefly biotypes B and Q are the two most damaging members of the *Bemisia tabaci* (Hemiptera: Aleyrodidae) species complex. Control of *B. tabaci* (and especially of Q) has been impaired by resistance to commonly used insecticides. To find new insecticides for *B. tabaci* management in China, we investigated the sensitivity of eggs, larvae, and adults of laboratory strains of B and Q (named Lab-B and Lab-Q) and field strains of Q to several insecticides. For eggs, larvae, and adults of *B. tabaci* and for six insecticides (cyantraniliprole, chlorantraniliprole, pyriproxyfen, buprofezin, acetamiprid, and thiamethoxam), LC₅₀ values were higher for Lab-Q than for Lab-B; avermectin LC₅₀ values, however, were low for adults of both Lab-Q and Lab-B. Based on the laboratory results, insecticides were selected to test against eggs, larvae, and adults of four field strains of *B. tabaci* Q. Although the field strains differed in their sensitivity to the insecticides, the eggs and larvae of all strains were highly sensitive to cyantraniliprole, and the adults of all strains were highly sensitive to avermectin. The eggs, larvae, and adults of *B. tabaci* Q were generally more resistant than those of *B. tabaci* B to the tested insecticides. *B. tabaci* Q eggs and larvae were sensitive to cyantraniliprole and pyriproxyfen, whereas *B. tabaci* Q adults were sensitive to avermectin. Field trials should be conducted with cyantraniliprole, pyriproxyfen, and avermectin for control of *B. tabaci* Q and B in China.

Key Words: *Bemisia tabaci*, insecticide resistance, developmental stage, cyantraniliprole, avermectin

The sweet potato whitefly *Bemisia tabaci* (Gennadius) (Hemiptera: Aleyrodidae) is a destructive pest of many field and protected crops worldwide. *B. tabaci* is regarded as a species complex composed of at least 34 morphologically indistinguishable species, differing in host range, feeding behavior, virus transmission, insecticide resistance, or the symbionts that they harbor (Brown et al. 1995, Perring 2001, De Barro et al. 2011, Liu et al. 2012, Pan et al. 2012). Among them, *B. tabaci* B (also known as “Middle East-Asia Minor 1 species”) and Q (also known as “Mediterranean species”) are the most invasive (De Barro et al. 2011). During the last two decades, *B. tabaci* B, which originated in the Middle East-Asia Minor, has spread to at least 54 countries. More recently, *B. tabaci* Q, which originated in the Mediterranean region, has spread to at least 10 countries where it has caused severe crop damage. *B. tabaci* was first detected in China in the late 1940s (Zhou 1949), but it was not considered a significant pest until the introduction of *B. tabaci* B in the 1990s (Luo et al. 2002). After its introduction, *B. tabaci* B rapidly invaded the entire country and caused serious yield losses in many crops. The first detection of *B. tabaci* Q in China was in Yunnan Province in 2003 (Zhang et al. 2005, Chu et al. 2006), and Q was subsequently found in Beijing, Henan, and Shandong provinces (Chu et al. 2006, 2010a,b). During the past several years, Q has gradually displaced B and become the dominant form of *B. tabaci* in field agricultural systems in most parts of China (Teng et al. 2010; Pan et al. 2010, 2011). Research has also demonstrated that Q is significantly more resistant than B to many insecticides (Horowitz et al. 2005, Luo et al. 2010, Wang et al. 2010), which may be an important reason for the replacement of B by Q in China (Sun et al. 2013).

In many cropping systems, control of *B. tabaci* depends on insecticides including organophosphates (OPs), carbamates, pyrethroids, insect growth regulator (IGRs), and neonicotinoids. Because of excessive insecticide application, however, *B. tabaci* has developed high resistance to commonly used insecticides and especially to neonicotinoids (Nauen and Denholm 2005, Roditakis et al. 2005, Erdogana et al. 2008,

Ahmad et al. 2010, Houndété et al. 2010, Luo et al. 2010, Wang et al. 2010, Vassiliou et al. 2011, Kontsedalov et al. 2012). Relative to sensitive strains, strains collected in Israel showed up to 1,000-fold resistance to thiamethoxam (Kontsedalov et al. 2012), and those collected in Turkey and Crete showed 20- to 310-fold resistance to OPs, 30- to 600-fold resistance to α -cypermethrin, and 38- to 1,958-fold resistance to imidacloprid (Erdogana et al. 2008, Roditakis et al. 2009). In China, *B. tabaci* resistance to neonicotinoids is a serious problem. Adult *B. tabaci* collected from southeastern China exhibited 28- to 1,900-fold resistance to imidacloprid and 29- to 1,200-fold resistance to thiamethoxam (Wang et al. 2010). Most research on resistance of *B. tabaci* to neonicotinoids has focused on adults rather than on eggs and larvae.

Because *B. tabaci* Q is the dominant whitefly species in vegetable-field ecosystems in China and is highly resistant to many insecticides, we first investigated whether the susceptibility to seven relatively new insecticides differed among eggs, larvae, and adults of one laboratory strain of Q and one of B (Lab-Q and Lab-B). On the basis of the results obtained with the laboratory strains, we selected the most effective insecticides to test against eggs, larvae, and adults of four field strains of Q.

Materials and Methods

Insecticides. The following seven commercially available insecticides were used in the bioassays: cyantraniliprole 200 g/liter SC (Cyazypyr, DuPont Crop Protection), chlorantraniliprole 200 g/liter SC (Coragen), avermectin 18 g/liter EC (Dynameca), pyriproxyfen 100 g/liter EC (Knack), buprofezin 250 g/liter WP (Applaud), acetamiprid 50 g/liter EC (Gazelle), and thiamethoxam 250 g/liter WG (Actara, Syngenta Crop Protection Company, Switzerland). Except as indicated for Cyazypyr and Actara, these insecticides were obtained from the Ministry of Agriculture Pesticide Testing Institute, China. Based on different developmental stage samples and the accuracy of LC₅₀ calculation, respectively, for egg, larva, or adult, the highest working dilutions of each insecticide used for several dilutions were 1.28, 0.08, and

100 mg/liter (cyantraniliprole); 250, 6.4, and 8,970 mg/liter (chlorantraniliprole); 80, 50, and 0.5 mg/liter (avermectin); 2.5, 6.25, and 12,800 mg/liter (pyriproxyfen); 25,600, 25, and 8,000 mg/liter (buprofezin); 36, 40, and 400 mg/liter (acetamiprid); and 1,600, 31.2, and 400 mg/liter (thiamethoxam).

Plants. The nontransgenic cotton variety [*Gossypium herbaceum* (L.), cv. Zhongmian 49] was used for bioassays and for the rearing of whitefly strains. For rearing whiteflies, Zhongmian 49 seeds were planted in a potting mix (a mixture of peat moss, vermiculite, organic fertilizer, and perlite at 10:10:10:1 by volume) and grown in whitefly-proof cages under natural light in an isolated greenhouse.

Laboratory Strains of *B. tabaci*. Specimens of *B. tabaci* B were collected on cabbage (*Brassica oleracea* cv. Jingfeng 1) in Beijing, China, in 2000 as described by Feng et al. (2009, 2010). Specimens of *B. tabaci* Q were collected on poinsettia (*Euphorbia pulcherrima* Wild. [ex Klotz.] in Beijing, China, in 2009. Before they were used in bioassays, the B and Q strains were maintained for at least six generations on cotton plants (cv. Zhongmian 49), which were grown under the same conditions as described earlier and without exposure to any chemical insecticides. The two new cotton strains were designated as Lab-B and Lab-Q.

Field Strains of *B. tabaci*. *B. tabaci* specimens were collected in 2012 from three host plants (eggplant, melon, and pepper) in four localities: Beijing, Shandong, Hunan, and Hubei. The specimens from each of the four localities were considered to represent one population or strain (Table 1). Adult whiteflies were collected in glass tubes and then brought to the laboratory in a large plastic vials. Some of the collected specimens were directly used for adult bioassays (as described later), and others were permitted to lay eggs. Some of the eggs were used for egg bioassays (as described later), and others were permitted to develop into larvae and were used for larval assays (as described later). Adult bioassays were conducted within 2–3 h after field collection (Roditakis et al. 2005, Basit et al. 2013a). After adults were collected, disabled and dead individuals at the bottom of vials were discarded. The biotype or cryptic species designation of the four whitefly strains was determined based on the specific mitochondrial cytochrome oxidase I primers (Shatters et al. 2009) using 30 individuals in one sample for each strain.

Egg Bioassay. The susceptibility of eggs to insecticides was measured as described by Li et al. (2012). When cotton seedlings grew to the first true-leaf stage (11 cm in height and 2 cm in diameter), the true leaf of each seedling was infested with 10 pairs of whitefly adults. After 24 h, the adults were removed, and the eggs were counted. Then, each leaf was inserted into a 20-ml glass scintillation vial containing water (control) or an insecticide for 20 s. After the leaves had dried in the air, the seedlings were kept in an incubator at 28°C and with a photoperiod of 16:8 (L:D) h. About 7 d later, the number of first instars on each seedling was counted and recorded. The mortality of eggs on each seedling was calculated by the formula: egg mortality = (the total number of eggs – the numbers of first instars)/the total number of eggs corresponding to each leaf. Each diluting concentration of each insecticide (and the control) had 3–4 replicate leaves, and each replicate had at least 40 eggs.

Larva Bioassay. The susceptibility of larvae to insecticides was measured as described by Li et al. (2012); in this bioassay, insecticide activity depended on uptake of the insecticide by the petiole of a detached leaf and its subsequent movement into the leaf blade. Briefly, leaves were

infested with whiteflies as described for the egg bioassay. When the eggs developed to late second-stage instars, the second-stage instars were counted. The leaf of the cotton seedling with attached second-stage instars was detached from the seedling and inserted into a 20-ml glass scintillation vial containing water (control) or an insecticide (the leaf petiole was inserted into the water/insecticide but the leaf blade was not); the tubes containing the leaves and larvae were kept at 28°C with a photoperiod of 16:8 (L:D) h. After 6 d, the fourth-stage instars on each leaf were counted. Mortality was calculated as follows: larval mortality = (the number of late second-stage instars – the number of fourth-stage instars)/the number of late second-stage instars corresponding to each leaf. Each diluting concentration of each insecticide (and the control) had 3–4 replicate leaves, and each replicate had at least 40 larva.

Adult Bioassay. The susceptibility of adults to insecticides was measured using the method of Feng et al. (2009, 2010) and Xie et al. (2011). Briefly, leaf discs (22 mm in diameter) from cotton plants were dipped in the insecticide solutions (or distilled water controls) for 10 s. After drying, the leaf discs were placed with their adaxial surface downward on agar in a flat-bottomed glass tube. About 20 unsexed adults were then added to each tube. Mortality was recorded after 48 h at 28°C and with a photoperiod of 16:8 (L:D) h. Each diluting concentration of each insecticide (and the control) had 3–4 replicate tubes, and each replicate had at least 15 adults.

Statistical Analysis. Bioassay data, including LC₅₀ values and their 95% confidence limits, were calculated from Probit regressions using the log–concentration–response probit analysis program (Chi 1997). Mortality was corrected using Abbott's formula for each probit analysis (Abbott 1925). LC₅₀ values of insecticides were considered significantly different ($P < 0.05$) if their 95% confidential limits did not overlap.

Results

Sensitivity of Eggs, Larvae, and Adults of Two Laboratory Strains to Seven Insecticides. Bioassay results showed that insecticide toxicity depended on the insecticide, the *B. tabaci* developmental stage, and *B. tabaci* strain (Lab-B or Lab-Q). Except in the case of adults exposed to avermectin, the LC₅₀ values were significantly higher (as indicated by nonoverlapping 95% fiducial limits) for the Lab-Q strain than for the Lab-B strain (Table 2). This was especially evident for eggs exposed to cyantraniliprole and pyriproxyfen; the cyantraniliprole LC₅₀ values were 210-fold higher for Lab-Q than for Lab-B, and the pyriproxyfen LC₅₀ values were 77-fold higher for Lab-Q than for Lab-B. In the case of adults and avermectin, however, LC₅₀ values were low for both Lab-Q and Lab-B. The DMS index was used to indicate the relative sensitivity of each whitefly stage to each insecticide: DMS = the LC₅₀ of a developmental stage/the LC₅₀ of the most sensitive stage; a smaller value for the DMS index indicates a greater relative sensitivity. According to the DMS index (Table 2) and insecticide dose–mortality probit curves (Fig. 1), regardless of strain, the egg was the most sensitive to pyriproxyfen and acetamiprid; the larva was the most sensitive to chlorantraniliprole, buprofezin, and thiamethoxam; and the adult was the most sensitive to avermectin. Overall, cyantraniliprole was the most toxic of the seven insecticides to Lab-B eggs and Lab-Q larvae, and avermectin was toxic to both Lab-B and Lab-Q adults (Table 2; Fig. 1).

Sensitivity of Eggs, Larvae, and Adults of Four Field Strains to Selected Insecticides. The four field strains were determined to be *B. tabaci* Q (Table 1). On the basis of the DMS indices for the seven insecticides and three developmental stages, we selected the insecticides that were most effective against each stage to use in bioassays with the four field strains. Three insecticides (cyantraniliprole, pyriproxyfen, and acetamiprid) were used for eggs, five insecticides (cyantraniliprole, chlorantraniliprole, buprofezin, pyriproxyfen, and thiamethoxam) were used for larvae, and two insecticides (avermectin and acetamiprid) were used for adults.

Eggs. Cyantraniliprole and pyriproxyfen were more toxic than acetamiprid to eggs (Table 3; Fig. 2). For all three insecticides, the LC₅₀

Table 1. Origins and host plants of *B. tabaci* strains

Strain	Sampling location	Longitude and latitude of the sampling location	Sampling date	Host	Species
BJ	Beijing	116° 20' E, 39° 56' N	May 2012	Pepper	Q
SD	Shandong	116° 23' E, 39° 54' N	June 2012	Eggplant	Q
HN	Hunan	113° E, 28° 11' N	October 2012	Melon	Q
HB	Hubei	114° E, 31° N	October 2012	Melon	Q

Table 2. Sensitivity of eggs, larvae, and adults of two laboratory strains of *B. tabaci* (Lab-Q and Lab-B) to seven insecticides

Insecticide	Stage	Strain	<i>n</i> ^a	LC ₅₀ (95% FL) (mg/liter) ^b	Lab-Q LC ₅₀ /Lab-B LC ₅₀	DMS ^c	Slope (SE)
Cyantranilprole (anthranilic diamide)	Egg	Lab-B	2,811	0.000632 (0.000471–0.000847) a		1.00	0.937 (0.0728)
		Lab-Q	1,541	0.133 (0.0914–0.183) b	210	10.6	0.891 (0.0891)
	Larva	Lab-B	1,902	0.00156 (0.00109–0.00221) a		2.46	1.27 (0.0974)
		Lab-Q	1,719	0.0126 (0.0110–0.0143) b	8.08	1.00	2.05 (0.115)
	Adult	Lab-B	574	5.91 (5.56–6.29) a		9,351	1.978 (0.231)
		Lab-Q	502	96.3 (67.3–139) b	16.3	7,643	1.20 (0.213)
Chlorantranilprole (anthranilic diamide)	Egg	Lab-B	1,226	21.1 (8.61–66.5) a		161	0.892 (0.175)
		Lab-Q	1,135	227 (161–321) b	10.8	306	0.853 (0.159)
	Larva	Lab-B	1,175	0.131 (0.0762–0.205) a		1.00	2.06 (0.178)
		Lab-Q	1,368	0.743 (0.653–0.836) b	5.67	1.00	1.09 (0.0869)
	Adult	Lab-B	381	582 (240–1,450) a		4,443	1.01 (0.196)
		Lab-Q	451	4,567 (3,656–5,708) b	7.85	6,147	2.09 (0.314)
Avermectin (macrocyclic lactone)	Egg	Lab-B	1,853	32.5 (29.2–36.3) a		367	1.10 (0.105)
		Lab-Q	1,068	337 (284–401) b	10.4	3,370	0.756 (0.175)
	Larva	Lab-B	2,349	23.5 (18.9–29.3) a		266	0.807 (0.0680)
		Lab-Q	1,013	62.6 (34.9–116) b	2.66	626	0.905 (0.150)
	Adult	Lab-B	453	0.0885 (0.0618–0.127) a		1.00	1.97 (0.285)
		Lab-Q	432	0.100 (0.0658–0.150) a	1.13	1.00	2.20 (0.249)
Pyriproxyfen (IGR)	Egg	Lab-B	2,094	0.00293 (0.00224–0.00384) a		1.00	2.14 (0.133)
		Lab-Q	2,508	0.225 (0.139–0.356) b	76.8	1.00	0.435 (0.0429)
	Larva	Lab-B	1,338	0.341 (0.251–0.438) a		116	0.666 (0.105)
		Lab-Q	1,266	1.65 (1.47–1.85) b	4.84	7.33	0.962 (0.0928)
	Adult	Lab-B	434	1,461 (1,020–2,090) a		49,8635	2.44 (0.262)
		Lab-Q	946	8,832 (7,958–9,802) b	6.05	39,253	1.08 (0.149)
Buprofezin (IGR)	Egg	Lab-B	2,278	3,634 (2,644–5,006) a		5,040	0.915 (0.0930)
		Lab-Q	1,326	30,300 (23,488–39,107) b	8.34	5,782	1.27 (0.164)
	Larva	Lab-B	1,391	0.721 (0.512–0.969) a		1.00	1.04 (0.111)
		Lab-Q	2,470	5.24 (4.00–6.84) b	7.27	1.00	0.833 (0.0569)
	Adult	Lab-B	581	1,473 (1,120–1,937) a		2,043	1.97 (0.177)
		Lab-Q	588	5,156 (4,395–6,050) b	3.50	984	1.57 (0.223)
Acetamiprid (neonicotinoid)	Egg	Lab-B	1,071	1.83 (1.38–2.37) a		1.00	1.46 (0.120)
		Lab-Q	942	8.96 (7.76–10.3) b	4.90	1.00	1.84 (0.146)
	Larva	Lab-B	3,616	3.60 (2.95–4.36) a		1.97	0.684 (0.0436)
		Lab-Q	2,927	23.9 (19.9–28.6) b	6.64	2.67	1.10 (0.0786)
	Adult	Lab-B	351	3.28 (2.21–4.82) a		1.79	3.88 (0.552)
		Lab-Q	387	22.0 (16.3–29.7) b	6.71	2.46	1.47 (0.198)
Thiamethoxam (neonicotinoid)	Egg	Lab-B	1,457	131 (90.0–192) a		125	0.535 (0.0853)
		Lab-Q	941	861 (727–1020) b	6.57	184	1.58 (0.171)
	Larva	Lab-B	1,111	1.05 (0.820–1.35) a		1.00	1.21 (0.125)
		Lab-Q	611	4.68 (1.84–11.0) b	4.46	1.00	1.75 (0.229)
	Adult	Lab-B	382	17.9 (9.56–33.8) a		17.0	1.12 (0.176)
		Lab-Q	715	91.5 (50.7–164) b	5.11	19.6	0.767 (0.0689)

^a*n*, number of eggs used in the bioassay, including controls.

^bFor each stage treated with each insecticide, different lowercase letters indicate significant difference between Lab-B and Lab-Q strains.

^cDMS = (the LC₅₀ of a developmental stage)/(the LC₅₀ of the most susceptible stage) for Lab-B (left column) or Lab-Q (right column).

Table 3. Sensitivity of the eggs of four field strains of *B. tabaci* strains to selected insecticides

Insecticide	Strain	<i>n</i> ^a	LC ₅₀ (95% FL) (mg/liter)	RR ^b	Slope (SE)	
Cyantranilprole (anthranilic diamide)	Egg	BJ	1,449	0.231 (0.0857–0.431) a	1.74	0.845 (0.0881)
		SD	1,902	0.525 (0.282–1.13) ab	3.95	0.558 (0.0707)
		HN	2,125	0.763 (0.492–1.30) b	5.74	0.669 (0.0653)
		HB	1,759	1.15 (0.851–1.67) b	8.65	0.964 (0.0924)
Pyriproxyfen (IGR)	Egg	BJ	1,423	0.330 (0.285–0.385) a	1.47	1.39 (0.160)
		SD	1,005	0.282 (0.196–0.383) a	1.25	1.26 (0.133)
		HN	1,625	0.792 (0.655–0.953) b	3.52	2.22 (0.173)
		HB	1,967	0.919 (0.805–1.04) b	4.08	2.18 (0.139)
Acetamiprid (neonicotinoid)	Egg	BJ	1,319	15.1 (12.0–19.0) a	1.69	2.00 (0.164)
		SD	1,393	10.9 (8.73–13.5) a	1.22	1.97 (0.144)
		HN	1,525	41.9 (38.1–46.1) b	4.68	1.78 (0.157)
		HB	1,685	41.8 (35.2–49.6) b	4.67	2.09 (0.183)

^a*n*, number of eggs used in bioassay, including controls.

^bRR, resistance ratio = (the LC₅₀ of field population)/(the LC₅₀ of Lab-Q) corresponding to the same developmental stage.

values were significantly lower for the BJ strains than for the HN and HB strains; LC₅₀ values were also lower for the SD strain in the case of pyriproxyfen and acetamiprid. For cyantranilprole, the LC₅₀ values of the HN and HB strains were 5.74- and 8.65-fold greater, respectively, than the LC₅₀ of the Lab-Q strain (Table 3).

Larvae. Cyantranilprole was highly toxic to the larvae of the four field strains, i.e., all LC₅₀ values were <0.1 mg/liter (Table 4; Fig. 3). Sensitivity to the insecticides differed among the strains. For example, the LC₅₀ values of the SD strain were significantly lower than those of the HN strain for all five insecticides and were also lower

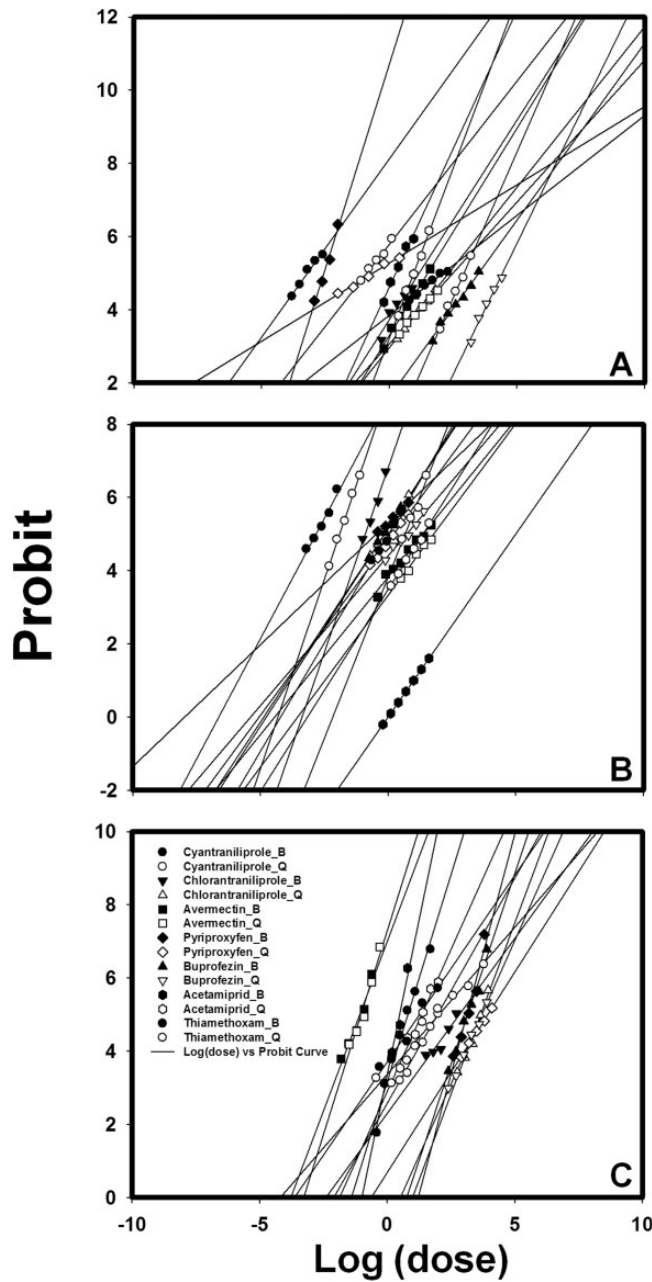


Fig. 1. Insecticide dose–mortality probit curves of two laboratory *B. tabaci* strains (Lab-Q and Lab-B) to seven insecticides. (A) B/Q difference in egg stage. (B) B/Q difference in larval stage. (C) B/Q difference in adult stage.

than those of the HB strain except in the case of cyantraniliprole. For thiamethoxam, the LC_{50} values of the HN and HB strains were 11.6- and 7.61-fold greater, respectively, than that of the Lab-Q strain. Sensitivities of HN and HB strains did not significantly differ to cyantraniliprole, chlorantraniliprole, buprofezin, or pyriproxyfen. However, the HN strain was significantly less sensitive than the HB strain to thiamethoxam (Table 4).

Adults. Adults from the four field strains did not exhibit resistance to avermectin (Table 5; Fig. 4). All LC_{50} values were <0.2 mg/liter, and the ratio of LC_{50} values of the field strains to the Lab-Q strain was about 1. In the case of acetamiprid, however, the LC_{50} values of the HN and HB strains were 14.8- and 19.0-fold greater, respectively, than that of the Lab-Q strain (Table 5).

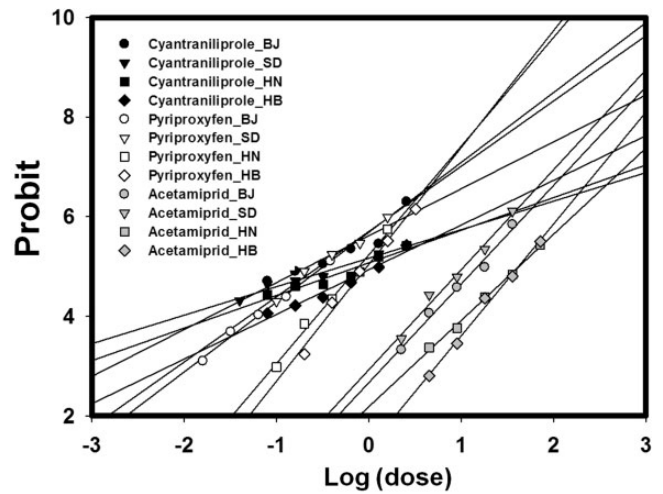


Fig. 2. Insecticide dose–mortality probit curves of the four field *B. tabaci* eggs to three selected insecticides (cyantraniliprole, pyriproxyfen, and acetamiprid).

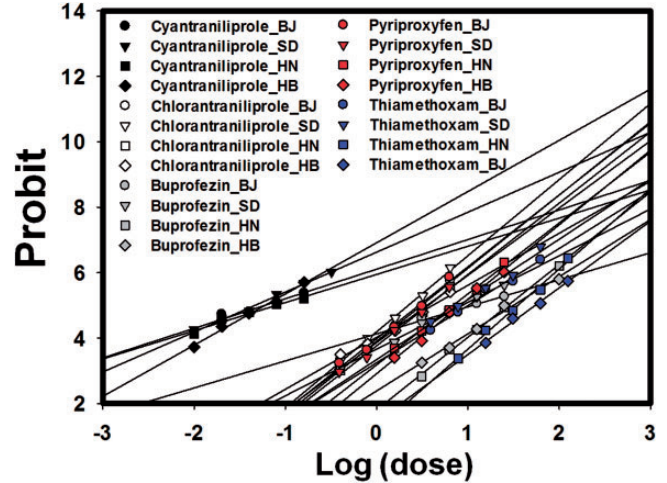


Fig. 3. Insecticide dose–mortality probit curves of the four field *B. tabaci* larvae to five selected insecticides (cyantraniliprole, chlorantraniliprole, buprofezin, pyriproxyfen, and thiamethoxam).

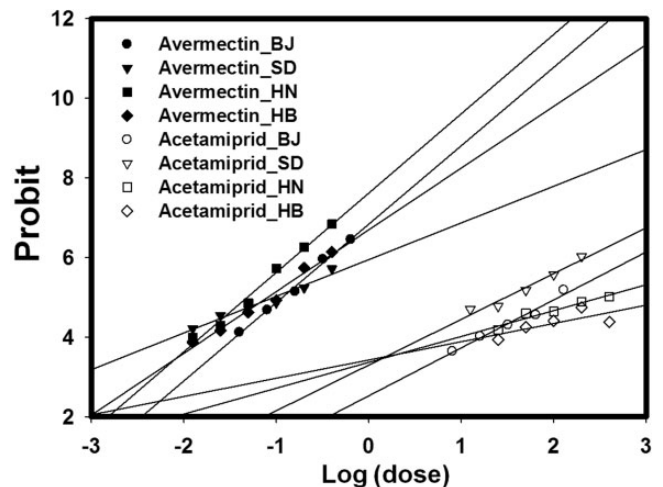


Fig. 4. Insecticide dose–mortality probit curves of the four field *B. tabaci* adults to two selected insecticides (avermectin and acetaminiprid).

Table 4. Sensitivity of the larvae of four field strains of *B. tabaci* strains to selected insecticides

Insecticide	Strain	<i>n</i> ^a	LC ₅₀ (95% FL) (mg/liter)	RR ^b	Slope (SE)	
Cyantraniliprole (anthranilic diamide)	Larvae	BJ	1,194	0.0594 (0.0402–0.0880) ab	4.71	0.855 (0.117)
		SD	2,490	0.048 (0.0412–0.0559) a	3.81	1.26 (0.0696)
		HN	1,554	0.0807 (0.0573–0.115) b	6.40	0.811 (0.0978)
		HB	1,556	0.0590 (0.0491–0.0710) ab	4.68	1.53 (0.121)
Chlorantraniliprole (anthranilic diamide)	Larvae	BJ	2,010	3.10 (2.85–3.37) b	4.17	2.32 (0.156)
		SD	2,248	2.28 (2.01–2.58) a	3.07	2.45 (0.137)
		HN	1,709	3.57 (3.01–4.25) b	4.80	2.08 (0.168)
		HB	1,487	3.96 (3.33–4.75) b	5.33	1.76 (0.164)
Buprofezin (IGR)	Larvae	BJ	1,038	11.9 (9.82–14.4) a	2.27	0.76 (0.0847)
		SD	1,126	8.56(7.39–9.93) a	1.63	1.40 (0.129)
		HN	1,502	27.0 (25.9–28.2) b	5.15	2.14 (0.142)
		HB	1,498	30.8 (23.8–40.0) b	5.88	1.70 (0.122)
Pyriproxyfen (IGR)	Larvae	BJ	1,629	2.96 (2.55–3.42) a	1.79	2.46 (0.197)
		SD	1,704	3.67 (3.28–4.10) a	2.22	2.28 (0.203)
		HN	1,785	7.07 (6.19–8.06) b	4.28	2.23 (0.137)
		HB	1,655	8.16 (6.90–9.63) b	4.95	2.28 (0.148)
Thiamethoxam (neonicotinoid)	Larvae	BJ	1,376	9.80 (7.09–13.4) a	2.09	1.71 (0.121)
		SD	1,558	8.02 (5.87–10.9) a	1.71	1.81 (0.122)
		HN	1,806	35.6 (30.1–42.0) b	7.61	2.43 (0.142)
		HB	1,384	54.1 (44.1–66.4) c	11.6	1.98 (0.169)

^a*n*, number of eggs used in bioassay, including controls.

^bRR, resistance ratio = (the LC₅₀ of field population)/(the LC₅₀ of Lab-Q) corresponding to the same developmental stage.

Table 5. Sensitivity of the adults of four field strains of *B. tabaci* strains to selected insecticides

Insecticide	Strain	<i>n</i> ^a	LC ₅₀ (95% FL) (mg/liter)	RR ^b	Slope (SE)	
Avermectin (macrocyclic lactone)	Adults	BJ	530	0.118 (0.0985–0.142) b	1.18	1.98 (0.205)
		SD	380	0.0932 (0.0571–0.152) ab	0.932	0.940 (0.157)
		HN	703	0.0509 (0.0415–0.0623) a	0.509	2.05 (0.171)
		HB	788	0.0842 (0.0651–0.109) b	0.842	1.60 (0.143)
Acetamiprid (neonicotinoid)	Adults	BJ	566	112 (70.0–183) b	5.09	1.26 (0.212)
		SD	349	30.7 (20.4–45.9) a	1.40	1.15 (0.217)
		HN	655	326 (162–667) bc	14.8	0.644 (0.158)
		HB	985	417 (218–807) c	19.0	0.862 (0.237)

^a*n*, number of eggs used in bioassay, including controls.

^bRR, resistance ratio = (the LC₅₀ of field population)/(the LC₅₀ of Lab-Q) corresponding to the same developmental stage.

Discussion

Differences in Sensitivity to Insecticides Between *B. tabaci* B and Q. As noted earlier, previous research has documented that *B. tabaci* Q has been displacing non-Q whiteflies in many regions of China including Shanxi, Henan, Hubei, Jiangsu, Zhejiang, Hunan, and Hainan provinces (Teng et al. 2010). Chu et al. (2010a,b) reported that the ratio of numbers of *B. tabaci* Q to numbers of *B. tabaci* B has been increasing and that Q is displacing B on cotton, eggplant, and other plants in Shandong Province of China. Recently, Hu et al. (2011) found that *B. tabaci* Q was the dominant species in the Yangtze River Valley and eastern coastal areas, and Pan et al. (2011) revealed that Q represented 100.0% of 44 populations from 14 agricultural areas in China. Displacement among insects is generally a complex process that may be mediated by many intrinsic and environmental factors such as host plant, climate, and application of insecticides (Reitz and Trumble 2002). Some assessments of insecticide resistance of *B. tabaci* B and Q showed that Q is significantly more resistant than B to nearly all commonly used insecticides. For example, the resistance of the Q population collected from Yunnan Province was 450-fold greater to imidacloprid and 300-fold greater to thiamethoxam compared with the resistance of B (Wang et al. 2010). Specimens collected from Xinjiang, Beijing, Zhejiang, Jiangsu, and Hubei provinces indicated that *B. tabaci* B strains remained largely sensitive, whereas Q strains were resistant to acetamiprid, imidacloprid, and thiamethoxam (Luo et al. 2010). Rao et al. (2012) reported that the four *B. tabaci* Q strains from China that were studied were moderately or strongly resistant to three

of four neonicotinoid insecticides tested, whereas the one B strain that was studied was sensitive to all four insecticides (Rao et al. 2012). But previous research of the greater resistance of Q versus B seems to mainly focus on adults rather than on eggs and larvae. In our assays with laboratory strains of B and Q, Q adults were less sensitive than B adults to six of seven insecticides (both strains were highly sensitive to the seventh insecticide, avermectin). Meanwhile, our assays with laboratory strains also revealed that Q eggs and larvae were less sensitive than B eggs and larvae to all seven insecticides. Given the heavy use of pesticides for whitefly control, it would appear that this difference in sensitivity to insecticides may have contributed to the displacement of B by Q in many locations in China.

Sensitivity of Eggs, Larvae, and Adults of Four Field Strains of *B. tabaci* Q to Selected Insecticides. As noted earlier, the management of *B. tabaci* in China has mainly relied on chemical insecticides, and owing to excessive application, *B. tabaci* has developed high resistance to commonly used insecticides; this is especially true for adults and neonicotinoid insecticides (Luo et al. 2010, Wang et al. 2010). At the same time, *B. tabaci* Q has displaced B as the predominant *B. tabaci* in China (Hu et al. 2011, Pan et al. 2011). One of the aims of this study was to evaluate new insecticides and to include eggs and larvae, which are not generally included in tests for insecticide sensitivity in China. Our data indicate that cyantraniliprole and pyriproxyfen should be effective for control of eggs and larvae of *B. tabaci* Q. Cyantraniliprole, which is an anthranilic diamide that binds to ryanodine receptors (Jeanguenet 2013), was introduced into China in 2013 but has not yet been registered

for the control of whiteflies in China. Based on *B. tabaci* collected from southern Florida and Arizona in 2008 and 2009, anthranilic diamides are highly effective against eggs and larvae and exhibit no cross-resistance with neonicotinoids or pyriproxyfen (Li et al. 2012, Caballero et al. 2013). In other studies of novel insecticides, cyantraniliprole was effective against whitefly eggs and larvae and also against aphids and thrips (Jacobson and Kennedy 2011, Foster et al. 2012, Li et al. 2012, Caballero et al. 2013). Pyriproxyfen can suppress hatching of *B. tabaci* eggs and cause larval mortality (Ishaaya and Horowitz 1995, Lee et al. 2002), but its effectiveness has been compromised in some areas of Israel and Arizona by the buildup of resistance after 8 yr of application (Horowitz et al. 1999, 2002, 2003). Pyriproxyfen was registered for use in 2008 (pesticide registration database in China) in China, where no evidence of pyriproxyfen resistance in whiteflies has yet to be reported. When tested against the four field strains of Q in this study, pyriproxyfen was as toxic as cyantraniliprole to eggs but was slightly less toxic to larvae. Based on the above results, cyantraniliprole followed by pyriproxyfen appear to be the best choices for controlling eggs/larvae but care must be taken to avoid selecting for resistance.

In this study, the *B. tabaci* Q adults collected from four field locations exhibited relatively high resistance to the neonicotinoid insecticide acetamiprid. This is consistent with reports of field trials with other neonicotinoid insecticides. For example, Ma et al. (2007) reported that *B. tabaci* Q adults collected from the Xinjiang Uygur autonomous region from 2003 to 2005 showed low to moderate resistance to imidacloprid. Wang et al. (2010) reported that *B. tabaci* Q adults collected from southeastern of China from 2008 to 2009 had moderate to high resistance to imidacloprid and thiamethoxam. The resistance of *B. tabaci* Q to neonicotinoids has reduced the ability of farmers to control this pest. Although mixtures of neonicotinoids and IGRs were recently found to be effective against *B. tabaci*, these mixtures may not be suitable for long-term management (Basit et al. 2013a,b). It follows that an insecticide specific to whitefly adults is needed. In this study, avermectin was highly toxic to adults of laboratory and field strains, a finding that is consistent with some previous field data (Luo et al. 2010, Wang et al. 2010). It, therefore, seems possible that avermectin could replace neonicotinoid insecticides for the management of whitefly adults.

Except in the case of avermectin against adults and cyantraniliprole against larvae, the field strains HN and HB were less sensitive than the other two field strains (BJ and SD) to the tested insecticides. In the locations where HN and HB were collected, an alternating application of avermectin and cyantraniliprole should be tried.

In summary, cyantraniliprole, pyriproxyfen, and avermectin could be useful insecticides for whitefly management in China. The novel insecticide cyantraniliprole seems especially promising. All three insecticides warrant further investigation in the field.

Acknowledgments

This research was supported by the National Science Fund for Distinguished Young Scholars (31025020); the Special Fund for Agro-scientific Research in the Public Interest (201303028); the National Science & Technology pillar program (2012BAD19B01), and the Beijing Key Laboratory for Pest Control and Sustainable Cultivation of Vegetables.

References Cited

- Abbott, W. S. 1925. A method of computing the effectiveness of an insecticide. *J. Econ. Entomol.* 18: 265–267.
- Ahmad, M., M. I. Arif, and M. Naveed. 2010. Dynamics of resistance to organophosphate and carbamate insecticides in the cotton whitefly *Bemisia tabaci* (Hemiptera: Aleyrodidae) from Pakistan. *J. Pest Sci.* 83: 409–420.
- Basit, M., S. Saeed, M. A. Saleem, I. Denholm, and M. Shah. 2013a. Detection of resistance, cross-resistance, and stability of resistance to new chemistry insecticides in *Bemisia tabaci* (Homoptera: Aleyrodidae). *J. Econ. Entomol.* 106: 1414–22.
- Basit, M., S. Saeed, S. A. Saleem, and A. H. Sayyed. 2013b. Can resistance in *Bemisia tabaci* (Homoptera: Aleyrodidae) be overcome with mixtures of neonicotinoids and insect growth regulators? *Crop Prot.* 44: 135–141.
- Brown, J. K., D. R. Frohlich, and R. C. Rosell. 1995. The sweet-potato or silverleaf whiteflies: biotypes of *Bemisia tabaci* or a species complex. *Annu. Rev. Entomol.* 40: 511–534.
- Caballero, R., S. Cyman, D. J. Schuster, H. E. Portillo, and R. Slater. 2013. Baseline susceptibility of *Bemisia tabaci* (Genn.) biotype B in southern Florida to cyantraniliprole. *Crop Prot.* 44: 104–108.
- Chi, H. 1997. Computer program for the probit analysis. National Chung Hsing University, Taichung, Taiwan.
- Chu, D., F. H. Wan, Y. J. Zhang, and J. K. Brown. 2010a. Change in the biotype composition of *Bemisia tabaci* in Shandong Province of China from 2005 to 2008. *Environ. Entomol.* 39: 1028–1036.
- Chu, D., Y. J. Zhang, and F. H. Wan. 2010b. Cryptic invasion of the exotic *Bemisia tabaci* biotype Q occurred widespread in Shandong Province of China. *Fla. Entomol.* 93: 203–207.
- Chu, D., Y. J. Zhang, J. K. Brown, B. Cong, B. Y. Xu, Q. J. Wu, and R. G. Zhu. 2006. The introduction of exotic Q biotype of *tabaci* from the Mediterranean region into China on ornamental crops. *Fla. Entomol.* 89: 168–174.
- De Barro, P. J., S. S. Liu, and L. M. Boykin. 2011. A statement of species status of *Bemisia tabaci*. *Annu. Rev. Entomol.* 56: 1–19.
- Erdogana, C., G. D. Moores, M. O. Gurkanc, K. J. Gorman, and I. Denholm. 2008. Insecticide resistance and biotype status of populations of the tobacco whitefly *Bemisia tabaci* (Hemiptera: Aleyrodidae) from Turkey. *Crop Prot.* 27: 600–605.
- Feng, Y. T., Q. J. Wu, B. Y. Xu, S. L. Wang, X. L. Chang, W. Xie, and Y. J. Zhang. 2009. Fitness costs and morphological change of laboratory-selected thiamethoxam resistance in the B-type *Bemisia tabaci* (Hemiptera: Aleyrodidae). *J. Appl. Entomol.* 133: 466–472.
- Feng, Y. T., Q. J. Wu, S. L. Wang, X. L. Chang, W. Xie, B. Y. Xu, and Y. J. Zhang. 2010. Cross-resistance study and biochemical mechanisms of thiamethoxam resistance in B-biotype *Bemisia tabaci* (Hemiptera: Aleyrodidae). *Pest Manag. Sci.* 66: 313–318.
- Foster, S. P., I. Denholm, J. L. Rison, H. E. Portillo, J. Margaritopoulos, and R. Slater. 2012. Susceptibility of standard clones and European field populations of the green peach aphid, *Myzus persicae*, and the cotton aphid, *Aphis gossypii* (Hemiptera: Aphididae), to the novel anthranilic diamide insecticide cyantraniliprole. *Pest Manag. Sci.* 68: 629–633.
- Horowitz, A. R., Z. Mendelson, M. Cahill, I. Denholm, and I. Ishaaya. 1999. Managing resistance to the insect growth regulator, pyriproxyfen, in *Bemisia tabaci*. *Pestic. Sci.* 55: 272–276.
- Horowitz, A. R., S. Kontsedalov, I. Denholm, and I. Ishaaya. 2002. Dynamics of insecticide resistance in *Bemisia tabaci*: a case study with an insect growth regulator. *Pest Manag. Sci.* 58: 1096–1100.
- Horowitz, A. R., K. Gorman, G. Ross, and I. Denholm. 2003. Inheritance of pyriproxyfen resistance in the whitefly, *Bemisia tabaci* (Q Biotype). *Arch. Insect Biochem. Physiol.* 54: 177–186.
- Horowitz, A. R., S. Kontsedalov, V. Khasdan, and I. Ishaaya. 2005. Biotypes B and Q of *Bemisia tabaci* and their relevance to neonicotinoid and pyriproxyfen resistance. *Arch. Insect Biochem. Physiol.* 58: 216–225.
- Houndété, T. A., G. K. Kétoh, O. S. Hema, T. Brévault, I. A. Glitho, and T. Martin. 2010. Insecticide resistance in field populations of *Bemisia tabaci* (Hemiptera: Aleyrodidae) in West Africa. *Pest Manag. Sci.* 66: 1181–1185.
- Hu J., P. De Barro, H. Zhao, J. Wang, F. Nardi, and S. S. Liu. 2011. An extensive field survey combined with a phylogenetic analysis reveals rapid and widespread invasion of two alien whiteflies in China. *PLoS One* 6: e16061.
- Ishaaya, I., and A. R. Horowitz. 1995. Pyriproxyfen, a novel insect growth regulator for controlling whiteflies: mechanism and resistance management. *Pest Manag. Sci.* 43: 227–232.
- Jacobson, A. L., and G. G. Kennedy. 2011. The effect of three rates of cyantraniliprole on the transmission of tomato spotted wilt virus by *Frankliniella occidentalis* and *Frankliniella fusca* (Thysanoptera: Thripidae) to *Capsicum annum*. *Crop Prot.* 30: 512–515.
- Jeanguenat, A. 2013. The story of a new insecticidal chemistry class: the diamides. *Pest Manag. Sci.* 69: 7–14.
- Kontsedalov, S., F. Abu-Moch, G. Lebedev, H. Czosnek, A. R. Horowitz, and M. Ghanim. 2012. *Bemisia tabaci* biotype dynamics and resistance to insecticides in Israel during the years 2008–2010. *J. Integr. Agric.* 11: 312–320.
- Lee, Y. S., E. C. Park, J. H. Kim, and G. H. Kim. 2002. Comparative toxicities of pyriproxyfen and thiamethoxam against the sweetpotato whitefly, *Bemisia tabaci* (Homoptera: Aleyrodidae). *J. Asia Pac. Entomol.* 5: 117–122.
- Li, X. C., B. A. Degain, V. S. Harpold, P. G. Marçon, R. L. Nichols, A. J. Fournier, S. E. Naranjo, J. C. Palumbo, P. C. Ellsworth. 2012. Baseline susceptibilities of B- and Q-biotype *Bemisia tabaci* to anthranilic diamides in Arizona. *Pest Manag. Sci.* 68: 83–81.

- Liu, B. M., F. M. Yan, D. Chu, H. P. Pan, X. G. Jiao, W. Xie, Q. J. Wu, S. L. Wang, B. Xu, X. Zhou, et al. 2012. Difference in feeding behaviors of two invasive whiteflies on host plants with different suitability: implication for competitive displacement. *Int. J. Biol. Sci.* 8: 697–706.
- Luo, C., Y. Yao, R. J. Wang, F. M. Yan, D. X. Hu, and Z. L. Zhang. 2002. The use of mitochondrial cytochrome oxidase mtCOI gene sequences for the identification of biotypes of *Bemisia tabaci* (Gennadius) in China. *Acta Entomologica Sinica* 45: 759–763.
- Luo, C., C. M. Jones, F. Zhang, I. Denholm, and K. Gorman. 2010. Insecticide resistance in *Bemisia tabaci* biotype Q (Hemiptera: Aleyrodidae) from China. *Crop Prot.* 29: 429–434.
- Ma, D., K. Gorman, G. Devine, W. Luo, and I. Denholm. 2007. The biotype and insecticide-resistance status of whiteflies, *Bemisia tabaci* (Hemiptera: Aleyrodidae), invading cropping systems in Xinjiang Uygur autonomous region, northwestern China. *Crop Prot.* 26: 612–617.
- Nauen, R., and I. Denholm. 2005. Resistance of insect pests to neonicotinoid insecticides: current status and future prospects. *Arch. Insect Biochem. Physiol.* 58: 200–215.
- Pan, H. P., D. Q. Ge, S. L. Wang, Q. J. Wu, B. Y. Xu, W. Xie, and Y. J. Zhang. 2010. Replacement of B biotype *Bemisia tabaci* by Q biotype *B. tabaci* in some areas of Beijing and Hebei. *Plant Prot.* 36: 40–44.
- Pan, H. P., D. Chu, D. Q. Ge, S. L. Wang, Q. J. Wu, W. Xie, X. G. Jiao, B. M. Liu, X. Yang, N. Yang, et al. 2011. Further spread of and domination by *Bemisia tabaci* biotype Q on field crops in China. *J. Econ. Entomol.* 104: 978–985.
- Pan, H. P., D. Chu, W. Q. Yan, Q. Su, B. M. Liu, W. Xie, X. G. Jiao, R. M. Li, N. Yang, X. Yang, et al. 2012. Rapid spread of tomato yellow leaf curl virus in China is aided differentially by two invasive whiteflies. *PLoS One* 7: e34817.
- Perring, T. M. 2001. The *Bemisia tabaci* species complex. *Crop Prot.* 20: 725–737.
- Rao, Q., Y. H. Xu, C. Luo, H. Y. Zhang, C. M. Jones, G. J. Devine, K. Gorman, and I. Denholm. 2012. Characterisation of neonicotinoid and pymetrozine resistance in strains of *Bemisia tabaci* (Hemiptera: Aleyrodidae) from China. *J. Integr. Agric.* 11: 321–326.
- Reitz, S. R., and J. T. Trumble. 2002. Competitive displacement among insects and arachnids. *Annu. Rev. Entomol.* 47: 435–465.
- Roditakis, E., N. E. Roditakis, A. Tsagkarakou. 2005. Insecticide resistance in *Bemisia tabaci* (Homoptera: Aleyrodidae) populations from Crete. *Pest Manag. Sci.* 61: 577–582.
- Roditakis, E., M. Grispou, E. Morou, J. B. Kristoffersen, N. Roditakis, R. Nauen, J. Vontas, and A. Tsagkarakou. 2009. Current status of insecticide resistance in Q biotype *Bemisia tabaci* populations from Crete. *Pest Manag. Sci.* 65: 313–322.
- Shatters, R. G., C. A. Powell, L. M. Boykin, L. S. He, and C. L. McKenzie. 2009. Improved DNA barcoding method for *Bemisia tabaci* and related Aleyrodidae: development of universal and *Bemisia tabaci* biotype-specific mitochondrial cytochrome oxidase I polymerase chain reaction primers. *J. Econ. Entomol.* 102: 750–758.
- Sun, D. B., Y. Q. Liu, L. Qin, J. Xu, F. F. Li, and S. S. Liu. 2013. Competitive displacement between two invasive whiteflies: insecticide application and host plant effects. *Bull. Entomol. Res.* 103: 344–353.
- Teng, X., F. H. Wan, and D. Chu. 2010. *Bemisia tabaci* biotype Q dominates other biotypes across China. *Fla. Entomol.* 93: 363–368.
- Vassiliou, V., M. Emmanouilidou, A. Perrakis, E. Morou, J. Vontas, A. Tsagkarakou, and E. Roditakis. 2011. Insecticide resistance in *Bemisia tabaci* from Cyprus. *Insect Sci.* 18: 30–39.
- Wang, Z. Y., H. F. Yan, Y. H. Yang, and Y. D. Wu. 2010. Biotype and insecticide resistance status of the whitefly *Bemisia tabaci* from China. *Pest Manag. Sci.* 66: 1360–1366.
- Xie, W., S. L. Wang, Q. J. Wu, Y. T. Feng, H. P. Pan, X. G. Jiao, L. Zhou, X. Yang, W. Fu, H. Y. Teng, et al. 2011. Induction effects of host plants on insecticide susceptibility and detoxification enzymes of *Bemisia tabaci* (Hemiptera: Aleyrodidae). *Pest Manag. Sci.* 67: 87–93.
- Zhang, L. P., Y. J. Zhang, W. J. Zhang, Q. J. Wu, B. Y. Xu, and D. Chu. 2005. Analysis of genetic diversity among different geographical populations and determination of biotypes of *Bemisia tabaci* in China. *J. Appl. Entomol.* 129: 121–128.
- Zhou, Y. 1949. A list of aleyrodidae from China. *China Entomol.* 3: 1–18.

Received 2 September 2013; accepted 26 April 2014.