

## **Removal of (2,4-Dichlorophenoxy)acetic Acid from Aqueous Solutions Using Low-cost Sorbents**

Authors: Arefieva, Olga D., Zemnukhova, Lyudmila A., Morgun, Natalya P., Rybin, Viacheslav G., Tsvetnov, Michael A., et al.

Source: Air, Soil and Water Research, 8(1)

Published By: SAGE Publishing

URL: <https://doi.org/10.1177/ASWR.S31623>

---

BioOne Complete ([complete.BioOne.org](https://complete.BioOne.org)) is a full-text database of 200 subscribed and open-access titles in the biological, ecological, and environmental sciences published by nonprofit societies, associations, museums, institutions, and presses.

Your use of this PDF, the BioOne Complete website, and all posted and associated content indicates your acceptance of BioOne's Terms of Use, available at [www.bioone.org/terms-of-use](https://www.bioone.org/terms-of-use).

Usage of BioOne Complete content is strictly limited to personal, educational, and non - commercial use. Commercial inquiries or rights and permissions requests should be directed to the individual publisher as copyright holder.

---

BioOne sees sustainable scholarly publishing as an inherently collaborative enterprise connecting authors, nonprofit publishers, academic institutions, research libraries, and research funders in the common goal of maximizing access to critical research.

# Removal of (2,4-Dichlorophenoxy)acetic Acid from Aqueous Solutions Using Low-cost Sorbents

Olga D. Arefieva<sup>1</sup>, Lyudmila A. Zemnukhova<sup>1,2</sup>, Natalya P. Morgun<sup>1</sup>, Viacheslav G. Rybin<sup>3</sup>, Michael A. Tsvetnov<sup>1</sup>, Anastasia A. Kovshun<sup>1</sup> and Alexander E. Panasenko<sup>1,2</sup>

<sup>1</sup>Far Eastern Federal University, School of Natural Sciences, Vladivostok, Russian Federation. <sup>2</sup>Institute of Chemistry of the Far-Eastern Branch of Russian Academy of Sciences, Rare Metals Laboratory, Vladivostok, Russian Federation. <sup>3</sup>A.V. Zhirmunskiy Institute of Marine Biology of the Far-Eastern Branch of Russian Academy of Sciences, Laboratory of Comparative Biochemistry, Vladivostok, Russian Federation.

**ABSTRACT:** Despite reducing the consumption of the pesticide (2,4-dichlorophenoxy)acetic acid (2,4-D), it can still be occasionally found in natural waters. The most effective method for its removal is adsorption on a solid surface using carbonaceous sorbents; however, these sorbents are considered highly priced. Therefore, diverse waste products have been increasingly used in recent years. In this study, the sorption possibility of 2,4-D from aqueous solutions with low concentration ( $1 \mu\text{g L}^{-1}$ ) of carbon- and silicon-containing sorbents of different nature was investigated. It was observed that precipitated silica from rice husk could be used for sorption posttreatment of 2,4-D. There was almost a complete removal of the pesticide with the carbon sorbent by "Sibunit". Mesoporous sorbents derived from rice husk and straw showed a sorption efficiency of 23%–35%, indicating their use for treatment of natural waters.

**KEYWORDS:** (2,4-dichlorophenoxy)acetic acid, low-cost sorbents, carbon- and silicon-containing sorbents, rice production wastes, sorption efficiency

**CITATION:** Arefieva et al. Removal of (2,4-Dichlorophenoxy)acetic Acid from Aqueous Solutions Using Low-cost Sorbents. *Air, Soil and Water Research* 2015;8:59–65 doi:10.4137/ASWR.S31623.

**TYPE:** Original Research

**RECEIVED:** July 21, 2015. **RESUBMITTED:** September 27, 2015. **ACCEPTED FOR PUBLICATION:** September 29, 2015.

**ACADEMIC EDITOR:** Carlos Alberto Martinez-Huitle, Editor in Chief

**PEER REVIEW:** Three peer reviewers contributed to the peer review report. Reviewers' reports totaled 524 words, excluding any confidential comments to the academic editor.

**FUNDING:** This work was supported by the Far Eastern Federal University, project No. 14-08-03-33\_и and by the Program of the state task of the Ministry of Education and Science of the Russian Federation, project code – 179. The authors confirm that the funder had no influence over the study design, content of the article, or selection of this journal.

**COMPETING INTERESTS:** Authors disclose no potential conflicts of interest.

**COPYRIGHT:** © the authors, publisher and licensee Libertas Academica Limited. This is an open-access article distributed under the terms of the Creative Commons CC-BY-NC 3.0 License.

**CORRESPONDENCE:** arefeva.od@dvfu.ru

Paper subject to independent expert blind peer review. All editorial decisions made by independent academic editor. Upon submission manuscript was subject to anti-plagiarism scanning. Prior to publication all authors have given signed confirmation of agreement to article publication and compliance with all applicable ethical and legal requirements, including the accuracy of author and contributor information, disclosure of competing interests and funding sources, compliance with ethical requirements relating to human and animal study participants, and compliance with any copyright requirements of third parties. This journal is a member of the Committee on Publication Ethics (COPE).

Published by Libertas Academica. Learn more about this journal.

## Introduction

(2,4-dichlorophenoxy)acetic acid (2,4-D) is a hormonal herbicide of systemic action and is widely used across the world to control weeds. In open water, 2,4-D comes from leaching of soil with waste water from chemical and related industries, as well as from the process of decomposition of other herbicides from the family of chlorophenoxyacetic acids.<sup>1</sup>

Carbonaceous sorbents are used for removing pesticides from various water sources and types of soil.<sup>2,3</sup> In recent years, sorbents based on nanostructures have been studied.<sup>4</sup>

Molecularly imprinted polymers are considered to be advanced materials for sorption of pesticides from aqueous solutions. Their advantages include the practically unlimited possibility of constructing sorbents selective to organic compounds of different classes, the relative ease of synthesis, and stability. For the selective sorption of 2,4-D, a molecularly imprinted 2,4-D polymer based on 4-vinylpyridine and methacrylic acid as well as acrilamide was used.<sup>5</sup> A new sorbent for the selective sorption of 2,4-D from aqueous solutions—silica gel modified by superbranched poly(methyldichlorosilylpropyl) carbosilane with molecular prints of 2,4-D—was synthesized. Analysis of the sorption isotherms showed that the sorbent has the ability of molecular recognition of the given material.<sup>6</sup>

Various waste products as sorbents for pesticides have been actively investigated. Alam et al<sup>7</sup> used tire rubber

granules as a sorption material for the removal of 2,4-D and atrazine. It was found that at the initial concentrations of 0.5 and  $1 \text{ mg g}^{-1}$ , the removal efficiencies were 83.2% and 87% for 2,4-D and 84.2% and 87.6% for atrazine, respectively.

Agricultural wastes are promising low-cost sorbents for the removal of pesticides and other pollutants from aqueous solutions. In this study, activated rice husk was investigated as a sorbent for the removal of Safranin-T from waste water.<sup>8</sup>

It has been shown that the effectiveness of sorption of organophosphorus pesticide by rice bran or rice husk is associated with the presence of functional groups (aminogen, hydroxyl, carboxylic) and carbon fibers in the polymer-forming structures. Sorption efficiencies of triazophos from samples of surface water and ground water by rice bran were  $97 \pm 0.5\%$  and  $98 \pm 0.4\%$  and those by rice husk were  $96 \pm 0.7\%$  and  $96 \pm 0.9\%$ , respectively.<sup>9</sup>

Rice husk, middlings, bagasse fly ash of sugarcane, and *Moringa oleifera* pods were used to remove methylparathion from aqueous solutions. Based on the thermodynamic parameters ( $\Delta H$ ,  $\Delta S$ ,  $\Delta G$ ), it was found that the sorption was an exothermic and spontaneous process.<sup>10</sup>

Studies on the removal of triose phosphate and methylparathion from the aqueous medium by rice husk and bran showed that the adsorption energy values of the husk and bran were  $14 \pm 0.1 \text{ kJ mol}^{-1}$  and  $11 \pm 0.2 \text{ kJ mol}^{-1}$ , respectively.



The maximum adsorption capacity of the rice husk modified by methylacrylic acid during adsorption of paraquat was 317.7 mg g<sup>-1</sup>, which is higher than that of Fuller's soil (60 mg g<sup>-1</sup>) and activated carbon (90 mg g<sup>-1</sup>).<sup>11</sup>

Previous studies<sup>12,13</sup> have shown that rice husk ash (RHA) is a good sorbent for the removal of 2,4-D from aqueous solutions. Compared with granulated activated carbon, RHA gave 10,000 times higher rate constant. RHA adsorbs 2,4-D instantly and stops its further transport through soil.<sup>12</sup> Packed-bed adsorption capacity (mg/m<sup>2</sup>) for RHA is 2.7 times higher than that of synthetic activated carbon.<sup>13</sup>

Thus, the problem of finding an effective low-cost sorbent for the removal of 2,4-D from the environment remains relevant today. In this study, we investigated the sorption of 2,4-D from aqueous solutions by carbon- and silicon-containing sorbents of different nature.

## Methods

**Reagent solutions and materials.** All the reagents were of analytical grade and obtained from Sigma Aldrich Co. Stock solution of the pesticide was prepared by dissolving 2.52 mg of 2,4-D in 25 mL of ethanol. Working solution of 2,4-D with a concentration of 1 ppm was prepared by diluting ethanol in the feed solution one hundred times. The required concentrations were prepared by subsequent dilutions of the work solution.

**Development of sorbents.** Sorbents of different nature were used to remove 2,4-D from aqueous solutions, such as silicon- and carbon-containing products derived from rice husk and straw (rice husk; samples of amorphous silica, obtained by precipitation and thermal method; pulp obtained

after alkaline hydrolysis; RHA; potassium aluminosilicate, precipitated from alkaline waste water of rice husk; a synthetic sample nSiO<sub>2</sub>·mSb<sub>2</sub>O<sub>3</sub>·kH<sub>2</sub>O), and commercial products (reagent "silicic acid," the carbon sorbent of "Sibunit" brand, and the natural silicate—Koksharovskiy deposit vermiculite, Primorsky Krai, Russia) (Table 1).

Rice husks were procured from a local rice milling plant at Krasnodar (Russia). The silica specimens were prepared by the schemes described earlier (Table 2).<sup>14,15</sup> A synthetic sample nSiO<sub>2</sub>·mSb<sub>2</sub>O<sub>3</sub>·kH<sub>2</sub>O was prepared by the technique described by Zemnukhova and Panasenko.<sup>16</sup> The pulp was prepared by the Scheme V described by Zemnukhova et al.<sup>17</sup>

**Instrumentation.** 2,4-D detection was carried out by gas-liquid chromatography. Analysis of 2,4-D was performed by GLC-MS using chromate-mass spectrometer GCMS-QP 2010 Ultra in an electron-impact ionization mode with an electron energy of 70 eV and ion source temperature of 200°C. The defined range of *m/z* values was 50–500. The separation was carried out using an HP-5MS column (30 m; 0.25 mm i.d.; 0.25 μm film thickness, Agilent) in a temperature gradient mode from 70°C to 130°C at 20°C minute<sup>-1</sup> and 130°C to 270°C at 3°C minute<sup>-1</sup>. The injector temperature was 270°C, and the interface temperature was 270°C. Helium was used as the carrier gas, with a volume velocity of 1.19 mL minute<sup>-1</sup>, linear gas velocity of 40 cm second<sup>-1</sup>, and split ratio of 1:5.

All chromatographic responses were detected in a selected ion monitoring mode. 2,4-D identification was carried out on the basis of retention time match and mass spectrum of the analyte and a reference external standard of 2,4-D

**Table 1.** Physical-chemical characterization of sorbents.

SORBENT	COMPOSITION	PREPARATION SCHEME	CONTENTS (%)			S <sub>sp</sub> (m <sup>2</sup> ·g <sup>-1</sup> )	d (nm)	% SORPTION <sup>c</sup>	pH	X-RAY PHASE ANALYSIS <sup>d</sup>
			SiO <sub>2</sub>	C	H <sub>2</sub> O					
S1	SiO <sub>2</sub> ·nH <sub>2</sub> O from RH	Scheme III	88.4	–	7.8	11.0	52.7	32 ± 10	8.24	a
S2	SiO <sub>2</sub> ·nH <sub>2</sub> O from RS	Scheme III	91.0	–	8.9	30.6	20.1	23 ± 13	8.36	a + SiO <sub>2</sub> (cristobalite)
S3	SiO <sub>2</sub> ·nH <sub>2</sub> O	Commercial product	88.4	–	11.6	73.0	34.5	23 ± 6	7.80	a
S4	SiO <sub>2</sub> from RH	Scheme II	99.4	–	0.5	231.0	4.4	13 ± 3	7.79	a
S5	nSiO <sub>2</sub> ·mSb <sub>2</sub> O <sub>3</sub> ·kH <sub>2</sub> O	Synthetic product	27.8	–	8.0	37.8	16.0	35 ± 9	8.00	a + Sb <sub>2</sub> O <sub>3</sub> (valentinite)
S6	KAlSi <sub>x</sub> O <sub>y</sub> ·nH <sub>2</sub> O from RH	Scheme IV	37.4	–	11.5	105.7	13.2	27 ± 6	8.20	a
S7	(Mg, Fe) <sub>3</sub> [(AlSi) <sub>4</sub> O <sub>10</sub> ]	Commercial product	38.0–43.0	–	2.0	5.9	205.1	12 ± 3	8.21	c
S8	Pulp from RH	Scheme V	n/d <sup>a</sup>	95.3 <sup>b</sup>	0.5	5.4	13.2	25 ± 9	8.18	a
S9	RH		15.0	82.3 <sup>b</sup>	0.5	2.0	83.6	22 ± 3	7.82	a
S10	(SiO <sub>2</sub> + nC) from RH	Scheme I	47.5	52.0	0.5	260.0	4.2	17 ± 3	7.77	a
S11	Activated charcoal	Commercial product	–	99.5 <sup>b</sup>	n/d	267.1	34.2	~100	7.92	a
S12	Chitosan	Commercial product	–	n/d	n/d	2.3	9.4	8 ± 3	7.64	a + c

**Notes:** <sup>a</sup>Indicator not defined; <sup>b</sup>content determined by ash; <sup>c</sup>mean values and standard deviations shown; <sup>d</sup>a—amorphous, c—crystalline.

**Table 2.** Preparation schemes of sorbents from rice husk and straw.

PREPARATION SCHEME	PRETREATMENT	THE FRACTION	THE FIRST TREATMENT STEP	THERMAL TREATMENT	THE SECOND TREATMENT STEP
RH	Washed with water and dried in atmospheric air	<2 mm	–	–	–
Scheme I	Washed with water and dried in atmospheric air	<2 mm	–	Ashed at 300°C for removal of volatile substances; annealed in a muffle furnace in air at 600–650°C	–
Scheme II	Washed with water and dried in atmospheric air	<2 mm	0.1 M hydrochloric acid solution at 90°C for 1 h, filtered, washed with water	Ashed at 300°C for removal of volatile substances; annealed in a muffle furnace in air at 600–650°C	–
Scheme III	Washed with water and dried in atmospheric air	<2 mm RH/ 5 cm RS	1 M sodium hydroxide solution at 90°C for 1 h	–	The pulp was separated from the solution. Silicon dioxide was precipitated by concentrated hydrochloric acid from solution. Silicon dioxide was washed with water for complete removal of sodium chloride and dried at 105°C to the constant weight
Scheme IV	Washed with water and dried in atmospheric air	<2 mm	1 M potassium hydroxide solution at 90°C for 1 h	–	The pulp was separated from the solution. Aluminosilicate was precipitated by saturated solution of aluminum sulfate from solution. Aluminosilicate was washed with water for complete removal of potassium sulfate and dried at 105°C to the constant weight
Scheme V	Washed with water and dried in atmospheric air	<2 mm	1 M sodium hydroxide solution at 90°C for 1 h	–	The pulp was separated from the solution. The pulp was washed with water to pH 7 and dried at 105°C to the constant weight

using simultaneous recording signals with ion values  $m/z$  220, 175, and 162. The analysis was performed using the GCMS Solution software. Quantitative analysis was performed using external calibration standard on 2,4-D.

The pH measurements were made on a digital pH-meter-150 M (“Anteks” Ltd.).

**Sorbent characterization.** X-ray phase sorbent analysis was performed by the Bragg–Brentano method in Cu  $K\alpha$ -radiation using a diffractometer D8 Advance. Phase identification in the experimental X-ray patterns was done by using the program EVA (EVA Software defines a new benchmark for phase analysis) database of powder diffraction patterns PDF-2 (The Powder Diffraction File).

Specific surface area of sorbents was determined by BET (Brunauer, Emmett, and Teller) method using nitrogen as a standard<sup>18</sup> and employing surface area analyzer (ASAP 2020, Micromeritics Instrument Corporation). The silicon content was determined gravimetrically.<sup>19</sup> Free carbon content was detected by a previously described method.<sup>20</sup> The water content was determined by thermal gravitational analysis (derivatograph system Q-1000 from IOM). The characteristics of sorbents including the surface area, chemical composition, and % sorption are presented in Table 1.

**Sorption method.** Sorption study of 2,4-D was carried out in an aqueous solution in static conditions at a temperature of 18–20°C.

Appropriately weighed sorbents (0.1 g) were added to dry glass-stoppered conical flasks into which 100 mL of varying concentrations of 2,4-D solution (ie, 0.5–3.5 ppb) were added. Then, the contents of the flasks were mixed using LAB-PU-01 shaker for 1 hour for equilibration. A control blank sample was simultaneously placed on the same shaker to estimate the evaporation losses of pesticide. The samples were filtered using a filter paper to remove the sorbents. Similar results between control and treated samples suggested no losses due to evaporation.

The sorbed concentration of 2,4-D onto the sorbents was calculated before and after shaking. The removal efficiency or % sorption of 2,4-D was evaluated using the following equation:

$$\% \text{ sorption} = \frac{C_i - C_e}{C_e} \times 100\% \quad (1)$$

where  $C_i$  and  $C_e$  are the initial concentration and equilibrium concentration, respectively, ppb.

The equilibration time was determined by independent experiments. Sorbents S4 and S10 were poured into 2,4-D solution ( $C = 1$  ppb). Analysis of 2,4-D content in the equilibrium solutions was performed every 1st, 3rd, 6th, and 24th hours.

All experiments were performed at least in triplicate. The results are the average of three independent measurements

along with standard deviation showing 95% confidence level with a precision of  $\pm 2\%$  in most cases.

**Sorption isotherms.** The equilibrium sorption isotherm expresses the specific relation between the concentration of sorbate and its degree of accumulation onto the sorbent surface at a constant temperature.

Sorption isotherms were obtained by the approximated Henry (2) and Freundlich (3) equations<sup>21</sup>:

$$C_{ads} = K_H \cdot C_e \quad (2)$$

$$C_{ads} = C_m \cdot C_e^n \quad (3)$$

where  $C_{ads}$  is the sorbed concentration onto the sorbent surface,  $\mu\text{g g}^{-1}$ ;  $C_e$  is the equilibrium concentration in the solution at equilibrium, ppb;  $K_H$  is the sorption capacity, Henry;  $C_m$  is the multilayer sorption capacity; and  $n$  is a constant.

Logarithmic plot of Freundlich isotherm gives straight lines. The slope of the linear plots gives the value of  $1/n$ , which is a measure of the intensity of sorption, and the intercept yields the value of  $C_m$ , indicating multilayer sorption capacity. The slope of Henry's isotherm is a measurement of Henry sorption capacity.

Gibbs free energy  $\Delta G$  ( $\text{kJ mol}^{-1}$ ) was estimated using the following equation:

$$\Delta G = -RT \cdot \ln \cdot K \quad (4)$$

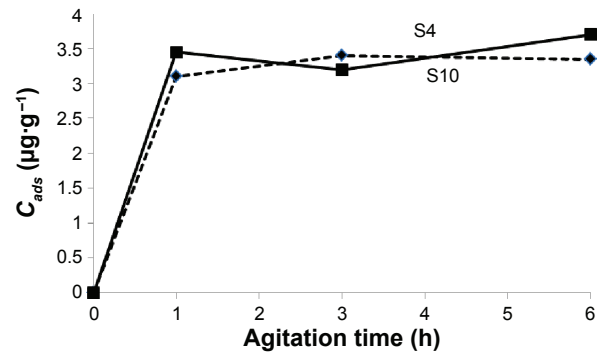
where  $R$  is the gas constant,  $T$  is the temperature in Kelvin, and  $K$  is a constant.

In addition to determining the conditions of the static adsorption, filtration of the 2,4-D solution was carried out through the sorbent bed. The water contaminated with 3 ppb concentration of 2,4-D was passed in a graduated cylinder containing the sorbent S1 of mass  $\sim 0.51$  g and bed height 14.5 mm. The volumes of individual portions of the sorbate solution were 100, 200, 250, 300, and 350 mL. For each volume of the sorbate solution, a new sorbent sample weight was used.

## Results and Discussion

**Study of the physical–chemical properties of the sorbents.** The sorbents that we investigated can be divided into three groups based on their chemical composition: silicon (S1, S2, S3, S4), metal–silicon (S5, S6, S7), and silicon–carbon (S8, S9, S10). Samples S11 and S12, with a maximum and a minimum efficiency of the sorption, are not included in these groups.

As shown in Table 1, the selected sorbents were amorphous substances, except the vermiculite. Samples S2, S5, and S12 contain some crystal structures. The sorbents differed from each other by the content of silicon dioxide, carbon, and water. Specific surface area of the samples, measured according to Brunauer et al,<sup>18</sup> ranged from 2 to  $260 \text{ m}^2 \text{ g}^{-1}$ , and the pore diameter ranged from 4.2 to 205.1 nm. All the sorbents had a mixed void structure and low values of specific surface area.



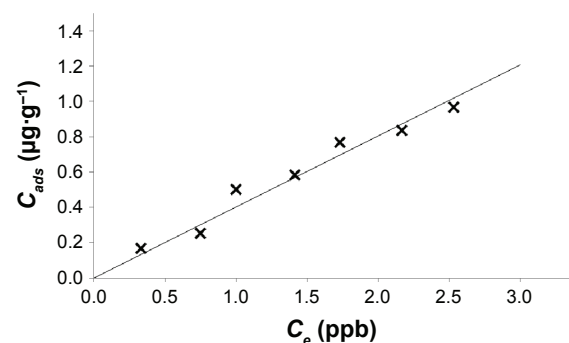
**Figure 1.** The dependency of sorption of (2,4-dichlorophenoxy)acetic acid on the agitation time with the sorbent.

**Investigation of sorption of 2,4-D from an aqueous solution.** One of the characteristics of the sorption process is that the sorption time reaches equilibrium, which is set by the dependence of the sorption on the agitation time of the sorbent with a solution. The two sorbents, S4 and S5, were selected to determine their characteristics. The dependency of 2,4-D sorption on the agitation time in the aqueous solution–sorbent is shown in Figure 1, which shows that the sorption equilibrium reached 90% 1 hour after the sorption began.

Therefore, all the subsequent experiments on the sorption of 2,4-D by silicon and carbon sorbents, were carried out for 1 hour (Table 1).

Removal efficiency from the aqueous solutions depends on several factors such as size of the surface area, pore radius, surface chemistry, and the concentration of sorbate and its nature.<sup>22</sup> For a practical use of the sorption method, the sorption isotherm is the main characteristic of the sorbent, which determines the choice of the optimal process conditions.<sup>23</sup> Sorption isotherm of 2,4-D on the precipitated silicon dioxide (S1) was determined at low concentrations that occur in natural waters (from 0.5 to 3 ppb; Fig. 2).

Sorption isotherm was linearized from Henry (3) and Freundlich (4) equations and calculated using adsorption constants and free energy change (Table 3).  $R$ -squared—both were high according to Henry and Freundlich equations.



**Figure 2.** Experimental sorption isotherm (2,4-dichlorophenoxy)acetic acid by the precipitated silica from rice husk: x-average experimental values.

**Table 3.** Results of the sorption isotherm equations by Henry and Freundlich approximations.

EQUATION	LINEARIZED FORM	$K_H/C_m$	$-\Delta G$ (J·mol <sup>-1</sup> )
Henry	$y = 0.4019 \cdot x$ $R^2 = 0.9579$	0.4019	2220
Freundlich	$y = 0.9141 \cdot x - 0.8575$ $R^2 = 0.9567$	0.4242	2089

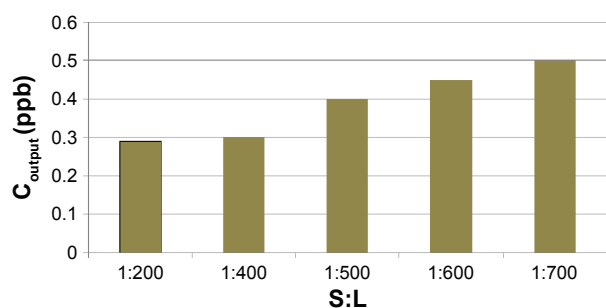
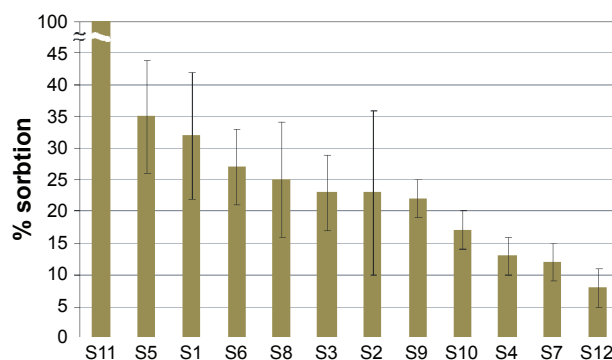
Gibbs free energy ( $-\Delta G$ ) calculated by Henry and Freundlich equations did not differ significantly. Given that 2,4-D is a derivative of benzene, for comparison there were Gibbs free energy values of aromatic compounds on the carbon surface. It is known that this value lies between the range 20,000–25,000 J mol<sup>-1</sup>,<sup>22</sup> which is an order of magnitude faster than the value obtained with 2,4-D sorption on the precipitated silica. These values indicate the  $-\Delta G$  weak interaction of sorbate molecules with the surface of the precipitated silica.

During the filtration of 2,4-D with a concentration of 3 ppb via a layer of the precipitated silica at different ratios of S:L, the equilibrium concentrations of 2,4-D in the eluate did not exceed 1 ppb (Fig. 3).

Removal efficiency of 2,4-D by different sorbents can be seen in the histogram depicted in Figure 4.

As shown in Figure 4, the activated charcoal, chosen for comparison, completely sorbs 2,4-D. After carbon sorbent, the most sufficient removal efficiency of 2,4-D from an aqueous solution was obtained by S5 and S1. Slow removal efficiency of 2,4-D from an aqueous solution was observed in the samples S4, S7, and S12. Thus, all the sorbents based on the removal efficiency of 2,4-D may be arranged in the following sequence: S11 >> S5 ≈ S1 ≈ S6 ≈ S8 ≈ S3 ≈ S2 > S9 ≈ S10 > S4 ≈ S7 ≈ S12.

Removal efficiency values of 2,4-D from aqueous solutions by sorbents derived from rice wastes (S1, S6, S8, S2, S9) differed slightly from each other, so that each of these sorbents could be used for the treatment of natural waters containing 2,4-D. However, on the grounds that the value of permanganate solution demand after removal of 2,4-D did not change, we assumed a secondary water pollution by organic compounds using sorbent S9.


**Figure 3.** Residual concentrations of (2,4-dichlorophenoxy)acetic acid at different ratios S:L.

**Figure 4.** Removal efficiency of (2,4-dichlorophenoxy)acetic acid.

After removing 2,4-D by the studied sorbents, a pH value in the range of 7.64–8.36 was defined in the treated aqueous solutions. The pH value of the initial water containing 2,4-D was equal to 8.20 (Table 1). Thus, after sorption of 2,4-D, the reaction medium did not change substantially. This shows that 2,4-D sorption does not occur through interaction with ionogenic groups.

It is known that the efficiency of sorption of organic compounds is influenced by the specific surface area and pore size.<sup>22</sup> As shown in Table 1, the investigated sorbents have a mixed void structure ( $d_{\text{pore}} = 4\text{--}200$  nm) with a predominance of mesopores ( $d_{\text{mesopores}} = 3$  to 200–400 nm) and a small proportion of micropores ( $d_{\text{micropores}} = 1.4\text{--}3$  nm). Considering the ratio of the pore diameter and the effective diameter of the hydrated molecule 2,4-D ( $d = 1$  nm, calculated by the geometric dimensions of the molecule),<sup>24</sup> we assumed that part of the sorbent surface is not available for the sorbed substance. It was found that the effectiveness of 2,4-D sorption from the aqueous solutions by siliceous sorbents was inversely proportional to the specific surface area of the studied samples (Table 1). However, in the silicon–metal and silicon–carbon sorbent groups, the dependency on the specific surface area was missing, which was apparently due to the different nature of the sorbent material in these groups.

As shown in Table 1, the sorption ability of the samples depends on the pore diameter. For micro- and macroporous samples, the sorbent capacity is low. For example, S10 and S4 with pore diameters 4.2 and 4.4 nm showed sorption efficiency values of 17% and 13%, respectively, which is probably determined by the ratio of the pore diameter and the size of the sorbate molecules. Macroporous sorbents, such as vermiculite ( $d_{\text{pores}} = 205.1$  nm,  $S_{\text{sp}} = 5.9$  m<sup>2</sup> g, % sorption = 12%), have a small specific surface area and correspondingly low sorbing capacity. Mesoporous sorbents showed high sorption properties (S1, S2, S3, S5, S6). Similarly, fibrous structure samples (S9 and S8) sorbed well. This can be explained by the porous structure lability similar to carbon fiber sorbents.<sup>25</sup>

Thus, it was found that the most effective and low cost method of treating water solutions containing 2,4-D is using mesoporous sorbents derived from rice processed products.



**Table 4.** Comparison of conditions for obtaining sorbents from rice husk and sorption parameters.

SORBENT	TYPE	SORBENT CONDITIONS		SORPTION PARAMETERS			REFERENCES		
		PARTICLE SIZE, mm	SILICA-TO-CARBON RATIO	t °C	INITIAL CONCENTRATION OF 2,4-D	pH	CONTROL METHOD OF EQUILIBRIUM CONCENTRATION	PERCENTAGE REMOVAL	
Rice husk ash		0.500–0.354	6.02		100 mg/L			98	
		0.354–0.251	14.76		100 mg/L			94	
	Commercial product	0.251–0.152	23.61		100 mg/L			80	Deokar and Mandavgane <sup>12</sup>
		0.152–0.089	28.58	n/a	100 mg/L	n/a	Spectrophotometric (283 nm)	75	
		less than 0.089	31.83		100 mg/L			42	
Laboratory specimen		n/a <sup>a</sup>	6.52		50 mg/L			90	Deokar and Mandavgane <sup>13</sup>
Amorphous silica			0.42	600–650°C	1 µg/L	3.5	GLC-MS	17 ± 3	This study
	Laboratory specimen		88.4 SiO <sub>2</sub>	20–25°C	1 µg/L	8.2	GLC-MS	32 ± 10	This study

Note: <sup>a</sup>Not applicable.

Table 4 shows the comparative characteristics and the conditions for obtaining sorbents and the parameters of 2,4-D sorption by the sorbents from rice production wastes used in this study and other studies. It is difficult to compare our results with those of previous studies due to various reasons.<sup>12,13</sup> First, the sorption studies were carried out at different concentrations of 2,4-D aqueous solutions. Second, the control methods of pesticide content were different. Third, the sorbents were prepared by different methods.

## Conclusion

The sorption efficiency of 2,4-D from model aqueous solutions at 1 µg L<sup>-1</sup> concentration of carbon- and silicon-containing sorbents of different nature was defined. It was observed that the most effective sorbent is a carbon sorbent of “Sibunit” brand. Sorbents based on rice production wastes (husk and straw) removed 2,4-D with an efficiency of 23%–35% and can be used for posttreatment sorption of natural waters.

The sorption efficiency of 2,4-D in all groups of the sorbents depends on the pore diameter, which varies in the range of 4.2–205.1 nm. The most effective sorbents have a mesoporous structure, including precipitated silicon dioxide from rice husk and straw, potassium aluminum silicate from rice husk, pulp from rice husk, and rice husk itself.

It was found that interaction of the sorbate with the surface of the precipitated silicon dioxide from rice husk was dispersive in the investigated concentration range.

## Author Contributions

Conceived and designed the experiments: ODA and LAZ. Analyzed the data: NPM and VGR. Wrote the first draft of the manuscript: ODA. Contributed to the writing of the manuscript: MAT. Agree with manuscript results and conclusions: ODA, NPM, and VGR. Jointly developed the structure and arguments for the paper: AAK and AEP. Made critical revisions and approved final version: LAZ. All the authors reviewed and approved the final manuscript.

## REFERENCES

- Popov SA, Chumichkina YA, Shapovalova EN, Dmitrienko SG, Zolotov YA. Concentration of 2,4-dichlorophenoxyacetic acid of molecular imprinted polymer and subsequent determination by HPLC. *J Anal Chem.* 2011;66(1):8–12.
- Galiulin RV, Galiulina RA. Sorption of the herbicide 2,4-D from the soil by activated carbon. *Chemistry of Solid Fuels.* 2010;6:69–70.
- Zheng W, Guo M, Chow T, Bennett DN, Rajagopalan N. Sorption properties of greenwaste biochar for two triazine pesticides. *J Hazard Mater.* 2010;181:121–126.
- Pyrzynska K. Carbon nanotubes as sorbents in the analysis of pesticides. *Chemosphere.* 2011;83:1407–1413.
- Dmitrienko SG, Popov SA, Chumichkina YA, Zolotov YA. The sorption properties of molecular imprinted polymers with 2,4-dichlorophenoxyacetic acid, synthesized by various methods. *J Phys Chem.* 2011;85(3):542–547.
- Popov SA, Irkha VV, Dmitrienko SG, Zolotov YA, Getmanova EV, Muzafarov AM. Synthesis and investigation of properties of silica gel sorbent modified superbranched poly(methyldichlorosilylpropyl)carbosilane with molecular prints of 2,4-dichlorophenoxyacetic acid. *Moscow Univ Chem Bull.* 2009;49(1):45–52.
- Alam JB, Dikshit AK, Bandyopadhyay M. Sorption and desorption of 2,4-D and atrazine from water environment by waste tyre rubber granules and its management. *Glob Nest Int J.* 2004;6(2):104–111.



8. Gupta VK, Mittal A, Jain R, Mathur M, Sikarwar S. Adsorption of Safranin-T from wastewater using waste materials—activated carbon and activated rice husks. *J Colloid Interface Sci.* 2006;303:80–86.
9. Akhtar M, Iqbal S, Bhangar MI, Moazzam M. Utilization of organic by-products for the removal of organophosphorous pesticide from aqueous media. *J Hazard Mater.* 2009;162:703–707.
10. Mubeena A, Syed MH, Bhangar MI, Iqbal S. Low cost sorbents for the removal of methyl parathion pesticide from aqueous solutions. *Chemosphere.* 2007;66(10):1829–1838.
11. Ahmaruzzaman M, Gupta VK. Rice husk and its ash as low-cost adsorbents in water and wastewater treatment. *Ind Eng Chem Res.* 2011;50:13589–13613.
12. Deokar SK, Mandavgane SA. Rice husk ash for fast removal of 2,4-dichlorophenoxyacetic acid from aqueous solution. *Adsorpt Sci Technol.* 2015;33(5):429–440.
13. Deokar SK, Mandavgane SA. Estimation of packed-bed parameters and prediction of breakthrough curves for adsorptive removal of 2,4-dichlorophenoxyacetic acid using rice husk ash. *J Environ Chem Eng.* 2015;3:1827–1836.
14. Zemnukhova LA, Fedorishcheva GA, Egorov AG, Sergienko VI. Recovery conditions, impurity composition and characteristics of amorphous silicon dioxide from wastes formed in rice production. *Russ J Appl Chem.* 2005;78:319–323.
15. Zemnukhova LA, Egorov AG, Fedorishcheva GA, Barinov NN, Sokol'nitskaya TA, Botsul AI. Properties of amorphous silica produced from rice and oat processing waste. *Inorg Mater.* 2006;42:24–29.
16. Zemnukhova LA, Panasenko AE. A novel composite material based on antimony (III) oxide and amorphous silica. *J Solid State Chem.* 2013;201:9–12.
17. Zemnukhova LA, Arefieva OD, Kovshun AA. Treatment of alkaline waste generated by the hydrolysis of rice husk. *Adv Mater Res.* 2013;78(1–784):2087–2090.
18. Brunauer S, Emmett PH, Teller E. Adsorption of gases in multimolecular layers. *J Am Chem Soc.* 1938;60(2):309–319.
19. Standard 9428–73 (Russia). Reagents: Silicon (IV) oxide. Moscow: Standards Publishers; 1973.
20. Klimova VA. *Main Micromethods Analysis of Organic Compounds.* Moscow: Chemistry; 1975.
21. Freundlich H. *Colloid and Capillary Chemistry.* London: Methuen; 1926.
22. Koganovskiy AM, Klimenko NA, Levchenko TM, et al. *Adsorption of Organic Compounds from Water.* Leningrad: Chemistry; 1990.
23. Keltsev NV. *Fundamentals of Adsorption Technology.* 2nd ed. Moscow: Chemistry; 1984.
24. Gordon AJ, Ford RA. *The Chemist's Companion: A Handbook of Practical Data, Techniques, and References.* New York: Wiley-Interscience Publication; 1972.
25. Khabalov VV, Morgun NP. *Electrochemical and Electrosorption Properties of Carbon Materials.* Vladivostok: FESU Publishing; 2008.