



**Cytogenetic Observations of *Pachytodes erraticus*
(Coleoptera: Cerambycidae: Lepturinae: Lepturini)**

Authors: Okutaner, Atilay Yagmur, Ozdikmen, Huseyin, Yuksel, Esref,
and Kocak, Yavuz

Source: Florida Entomologist, 95(3) : 731-736

Published By: Florida Entomological Society

URL: <https://doi.org/10.1653/024.095.0323>

BioOne Complete (complete.bioone.org) is a full-text database of 200 subscribed and open-access titles in the biological, ecological, and environmental sciences published by nonprofit societies, associations, museums, institutions, and presses.

Your use of this PDF, the BioOne Complete website, and all posted and associated content indicates your acceptance of BioOne's Terms of Use, available at www.bioone.org/terms-of-use.

Usage of BioOne Complete content is strictly limited to personal, educational, and non - commercial use. Commercial inquiries or rights and permissions requests should be directed to the individual publisher as copyright holder.

BioOne sees sustainable scholarly publishing as an inherently collaborative enterprise connecting authors, nonprofit publishers, academic institutions, research libraries, and research funders in the common goal of maximizing access to critical research.

CYTOGENETIC OBSERVATIONS OF *PACHYTODES ERRATICUS* (COLEOPTERA: CERAMBYCIDAE: LEPTURINAE: LEPTURINI)

ATILAY YAGMUR OKUTANER^{1,*}, HUSEYIN OZDIKIMEN², ESREF YUKSEL² AND YAVUZ KOCAK³

¹Ahi Evran University, Faculty of Science & Arts, Department of Anthropology, Kirsehir, Turkey

E-mail: atilayyagmur@gmail.com

²Gazi University, Faculty of Science, Department of Biology, 06500 Ankara, Turkey

³Ahi Evran University, Faculty of Science & Arts, Department of Biology, Kirsehir, Turkey

*Corresponding author; E-mail: atilayyagmur@gmail.com

ABSTRACT

The paper describes cytogenetic observations of *Pachytodes erraticus* (Dalman 1817) for the first time. Also presented are the distribution of this species in Turkey with a map and in the world, chorotype classification of the species, photos of male genitalia, the mitotic metaphase stage and karyogram. The results indicate that the chromosome number is $2n = 18$.

Key Words: cytogenetic, *Pachytodes erraticus*, Lepturinae, Cerambycidae

RESUMEN

Se describen las observaciones citogenéticas de *Pachytodes erraticus* (Dalman 1817) por primera vez. También, se presentan la distribución de esta especie en un mapa de Turquía y en el mundo, la clasificación de las especies corotipo, fotos de los genitales masculinos y de los estados metafase mitótica y karyogramática. Los resultados indican que el número de cromosomas es $2n = 18$.

Palabras Clave: citogenética, *Pachytodes erraticus*, Lepturinae, Cerambycidae

To date approximately 1,500,000 species of animals have been described worldwide, and 80% of them are insects. Cytogenetic descriptions and analyses have been conducted on only about 1% of all species, and this considered too limited to support comprehensive biological studies. Cytogenetic studies on insects began in the 19th century. The number of chromosomes in various insect species was found to range mainly between $n = 4$ and $n = 20$, but with extremes of $n = 1$ (*Myrmecia croslandi* Taylor, 1991: Formicidae: Hymenoptera) and $n = 217-223$ (*Polyommatus atlantica* (Elwes, 1905)) (de Lesse 1970; Crosland & Crozier 1986; Gokhman & Kuznetsova 2006).

At the present, unaccompanied external morphological taxonomy is not enough for an indisputable classification of some taxa. Classifications based only on external morphology have caused disagreements and even mistakes in assigning systematic ranks of many taxa. The status of the Vesperidae is a case in point. Svacha et al. (1997) made a study that included the larval morphologies and biologies of a few species, which led them to regard the Vesperidae as a subfamily of the Cerambycidae. Yet Brustel et al. (2002) treated the Vesperidae as a separate family. Dutrillaux et al. (2007) included the karyotype definition of *Vesperus xatarti*, and they, to regarded the taxon as

a subfamily of the Cerambycidae. Recently Löbl & Smetana (2010) in their catalog presented the Vesperidae as a subfamily of Cerambycidae. However, current status of knowledge of larval morphologies and cytogenetic data do not support this last designation of the status of the Vesperidae. Consequently the status of this taxon is still under discussion.

Comparative karyology may have some advantages over other methods in taxonomic studies of animals. Chromosomal characters are essentially morphological characteristics. On the other side, some characters of the karyotype, such as the number of chromosomes, arms of chromosomes, nucleolar organizers, heterochromatic blocks, etc., can vary within a species (Gokhman & Kuznetsova 2006).

A number of cytogenetic studies of species of the Cerambycidae have been conducted by investigators in various countries during the past seven decades. For example, Ehara (1956) gave the chromosome numbers of 23 species in Japan belonging to the subfamilies Lepturinae, Cerambycinae and Lamiinae. Teppner (1966) determined the chromosome numbers of 20 species that were distributed in Central Europe. Also Teppner (1968) determined the chromosome numbers of 25 species distributed in Central Europe. Kudoh

et al. (1972) gave both the haploid and diploid chromosome numbers of 5 species of the subfamily Lamiinae. Smith & Virkki (1978) compiled all cytogenetic studies on Coleoptera up to 1978 and gave the chromosome numbers of 157 species of Cerambycidae. Vidal (1984) presented the chromosome numbers of 3 long-horned species. Vaio et al. (1985) observed the meiotic chromosomes of 2 species of the genus *Trachyderes*. Lachowska et al. (1996) mentioned both the haploid and diploid chromosome numbers of *Agapanthia violacea* of the subfamily Lamiinae. Holecova et al. (2002) gave the chromosome numbers of 2 long-horned species. Rozek et al. (2004) presented the chromosome numbers of 3 long-horned species. Dutrillaux et al. (2007) carried out a karyologic study on the species *Vesperus xatarti* of the subfamily Vesperinae. He presented the chromosome number as $2n = 54 + XX$ (♀) and $2n = 53 + XY_1Y_2$ (♂).

The diploid chromosome numbers of long-horned beetles range between 10 and 36. The sex-chromosome system of long-horned beetles is the parachute type (Xy_p). The most frequent diploid chromosome number in the Cerambycidae is $2n = 20$ ($18AA + Xy_p$) (Smith & Virkki, 1978).

The objectives of this study were to investigate the cytogenetics of the cerambycid species *Pachytodes erraticus* (Dalman, 1817), and to contribute data needed to clarify the taxonomic status of the genus *Pachytodes* Mulsant, 1863.

MATERIALS AND METHODS

The specimens were collected from Ankara province of Turkey in 2009 and 2010 and were deposited in Gazi University, Ankara, Turkey. The chromosomes were obtained according to the method of Rozek (1994) with some alterations. Thus three specimens were placed in a killing jar charged with ethyl acetate. Abdomens of the specimens were cut open and the abdominal contents, especially testicular tissue of the male, and mid-gut tissues of both males and females, were transferred into petri dishes with distilled water for 10-15 min. Next the tissues of a single specimen were transferred into a cryotube with 0.05% colchicine solution, held for 45-60 min at room temperature, and then fixed in 3:1 fresh ethanol-acetic acid solution for at least 1 h. Small pieces from the treated tissues were taken and each piece was mounted on a clear slide. Other tissue pieces were placed in a drop of 45% acetic acid and dissected with a dissection pin and a scalpel. Then, each tissue piece was mounted on a slide, covered either with a cover slip or another glass slide and pressed firmly. These preparations were immersed in liquid nitrogen. The slide and cover slip or the 2 pressed together slides were separated and left to dry. Next the dry preparations were stained with 4% Giemsa Phosphate Buffer (pH = 6.8) for

10 min, and washed with distilled water. After drying, the preparations were examined under a stereo compound microscope (Leica DMLB). The observed chromosomes were photographed with 10X/100X zoom lenses.

RESULTS AND DISCUSSION

Subfamily Lepturinae Latreille, 1802

Tribe Lepturini Latreille, 1802

Genus *Pachytodes* Pic, 1891

Type species: *Leptura cerambyciformis* Schrank, 1781

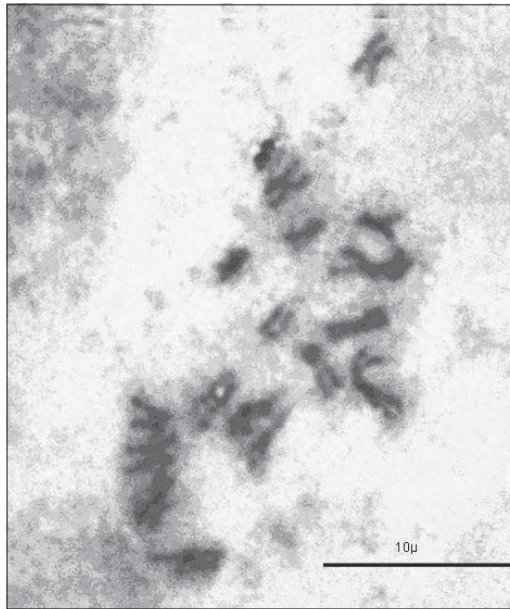
As commonly accepted, the Palaearctic genus, *Pachytodes* Pic, 1891, is represented by only 5 species in the whole world as *P. cerambyciformis* (Schrank, 1781), *P. cometes* (Bates, 1884), *P. erraticus* (Dalman, 1817), *P. longipes* (Gebler, 1832) and *P. orthotrichus* (Plavilstshikov, 1936). The members of the genus are distributed from Spain (western Europe) to eastern Siberia, Far East Russia and China. *P. cerambyciformis* and *P. erraticus* are the most widely distributed members of this genus.

In Turkey, *Pachytode* is represented only by 2 species, i.e., *P. cerambyciformis* (Schrank, 1781), and *P. erraticus* (Dalman, 1817), according to



Fig. 1. Habitus of *Pachytodes erraticus* (dorsal view).

A



B

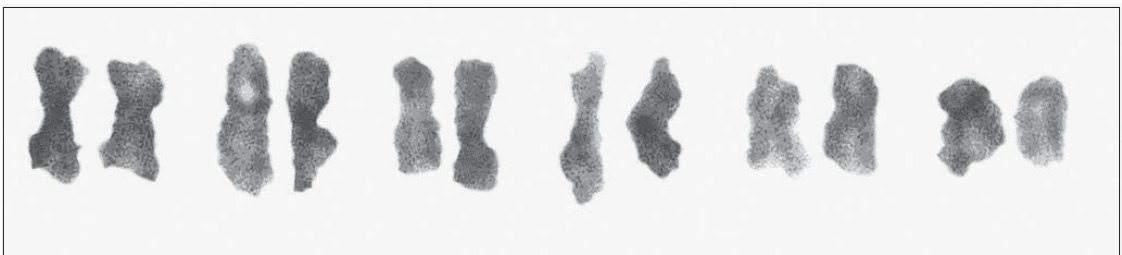


Fig. 2. Chromosomes of *Pachytodes erraticus*. 2A, Mitotic metaphase chromosomes from mid-gut tissue of *P. erraticus*. 2B, Karyogram of *P. erraticus* ($2n = 18$).

(Özdikmen 2007). Despite this, Löbl & Smetana (2010) mentioned only 1 species for Turkey, i.e., *P. erraticus* (Dalman, 1817).

Pachytodes erraticus (Dalman, 1817)

Original combination: *Leptura erratica* Dalman, 1817

According to Löbl & Smetana (2010), this species has 2 subspecies in the world as the nominotypical subspecies and *P. erraticus bottcheri* (Pic, 1911). The species is represented only by the nominative subspecies in Turkey. It is widely distributed in Turkey (Map 1). The other known subspecies, *P. erraticus bottcheri* (Pic, 1911) occurs in Kazakhstan, West and East Siberia and China.

Pachytodes erraticus erraticus (Dalman, 1817)

Material Examined

TURKEY: Ankara prov.: Beypazarı, İnözü Valley, 03-VI-2009, 1 specimen; 22-VI-2009, 8 specimens; 27-VI-2010, 2 specimens; Ankara prov.: Kızılcahamam, 25-VI-2009, 4 specimens; 11-VII-2009, 1 specimen (Fig. 1).

Cytogenetics

The observed density of chromosomes was low because of the low of mitotic and meiotic activa-

tions in the examined material. Like other members of the Coleoptera, long-horned beetles have holometabolous development. In various coleopterans the mitotic and meiotic activities of the larval, pupal and imaginal stages occur diversely. This was evaluated and elaborated by Teppner (1968) with regard to spermatogenesis. He noted that meiosis is initiated in the pre-pupal stage, and that spermatogenesis is accelerated in the last larval instar and is continued in adult. Moreover Teppner observed that time timing of these processes varied among the different taxa, such as subfamilies. Thus, spermatogenesis, which occurs in the last larval instar, decelerates in the adults of the subfamilies Lepturinae and Asemiinae, whereas it is continues at the same speed and intensity in the adult stages of the Cerambycinae and Lamiinae. Moreover, the duration of meiosis differs from stage to stage in these taxa.

In the present work, we conducted the cytogenetic investigations in the adults, because the identifications of species of the larvae and pupae are very difficult.

The observed that the chromosomes of long-horned beetles are small, and the centromere regions and the lengths of the arms of the chromosomes could not be clearly discerned. Therefore only the number of chromosomes could be established with precision.

We determined that the diploid chromosome number of the species, *P. erraticus*, was $2n = 18$ in the mitotic metaphase in mid-gut tissue of a female (Fig. 2). This diploid chromosome number, namely, $2n = 18$, is the first finding for the subfamily Lepturinae (Ehara 1956; Teppner 1966; Smith & Virkki 1978).

The validity of the genus *Pachytodes*, which was described by Pic (1891) as a subgenus of *Judolia* Mulsant, 1863, is under discussion (Özdikmen, 2011). We hope cytogenetic works like this one can provide important data that contributes to the resolution of this discussion. For this reason, at least some North American taxa should be examined cytogenetically.

The male genitalia of *P. erraticus erraticus* are depicted in Fig. 3.

Records of *Pachytodes erraticus erraticus* in Turkey (Fig. 4)

TURKEY: Afyon prov. [Akdağ (Boztepe)] (Özdikmen 2007); Amasya prov. [Merzifon] (Villiers 1959; Adlbauer 1992); Ankara prov. [Beytepe (İncek), Kızılcahamam (Soğuksu National Park, Işık Mountain, Yukarı Çanlı village, Güvem, Yenimahalle village, Yasin village)] (Özdikmen et al. 2005; Özdikmen 2006; Özdikmen & Demir 2006; Özdikmen et al. 2009); Antalya prov. [Akseki, Alanya (Karapınar village), Finike (Alakır dam)] (Adlbauer 1992; Özdikmen & Çağlar 2004; Turgut & Özdikmen 2010); Artvin prov. [Ardanuç] (Sama

1982; Lodos 1998); Bartın prov. [Kalecik village and Gürleyik] (Özdikmen 2007); Bilecik prov. [as *Judolia erratica* var. *erythrura* and *Judolia erratica* var. *rosinae*] (Bodemeyer 1906; Lodos 1998); Bitlis prov. [Reşadiye] (Tauzin 2000); Bolu prov. [Devrek (Dorukhan pass), from Konuralp to Akçakoca] (Sama 1982; Özdikmen 2007); Çankırı prov. (Özdikmen et al. 2005); Çorum prov. [Boğazkale, Kargı (Karagöl village)] (Sama 1982; Özdikmen 2007); Elazığ prov. [Hazar lake as *Judolia erratica*] (Fuchs & Breuning 1971); Erzincan prov. [Ballıköy] (Tozlu et al. 2002); Erzurum prov. [and near as *Judolia erratica*, Aşkale, Hacıhamza, Oltu (Başaklı), Şenkaya (Turnalı)] (Özbek 1978; Adlbauer 1992; Tozlu et al. 2002); European Turkey. [Istranca Mountains (Verica valley)] (Özdikmen et al. 2005); Gaziantep prov. (Lodos 1998); Gümüşhane prov. [Kelkit (Günyurdu), Torul, Zigana Mountains] (Villiers 1959; Tauzin 2000; Özdikmen & Çağlar 2004); Hatay prov. [Akbez as *Judolia erratic*, Dörtöl env.] (Fairmaire 1884; Öymen 1987); Isparta prov. [as *Judolia erratic*] (Demelt & Alkan 1962; Demelt 1963; Tuatay et al. 1972; Lodos 1998; Özdikmen et al. 2005); İstanbul prov. [Alemdağ (Reşadiye), Polonez village] (Demelt & Alkan 1962; Demelt 1963; Sama, 1982; Lodos, 1998); İzmir prov. [Agamemnun as *Judolia erratic*, Menderes (Efemçükuru village)] (Gül-Zümreoğlu 1975; Lodos 1998; Özdikmen & Demirel 2005); Karabük prov. [Safranbolu (Bulak village and Gürleyik National Park), Safranbolu–Eflani road (Örencik village), between Eflani–Pınarbaşı, Akçakese–Pınarbaşı road] (Özdikmen 2007); Kars prov. [Sarıkamış (Akkurt)] (Tozlu et al. 2002); Kastamonu prov. [Central, İnebolu, Yaralıgöz (Devrekani), Ballıdağ pass (Daday), Ilgaz pass (Tosya), Yaralıgöz] (Sama

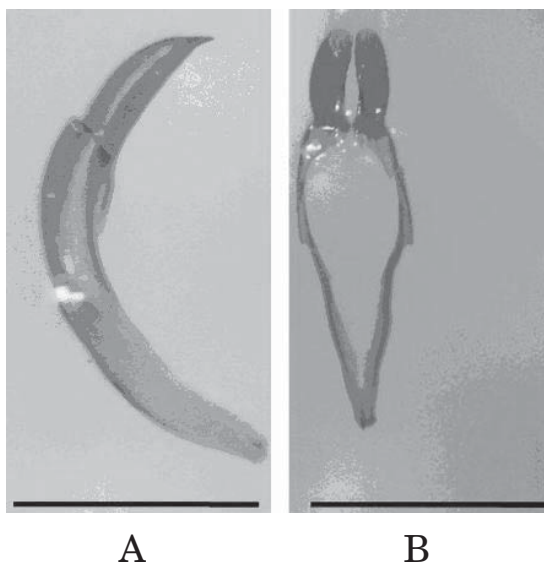


Fig. 3. Male genitalia of *Pachytodes erraticus*. A. Aedeagus, B. Paramers (Scale bar = 1 mm).

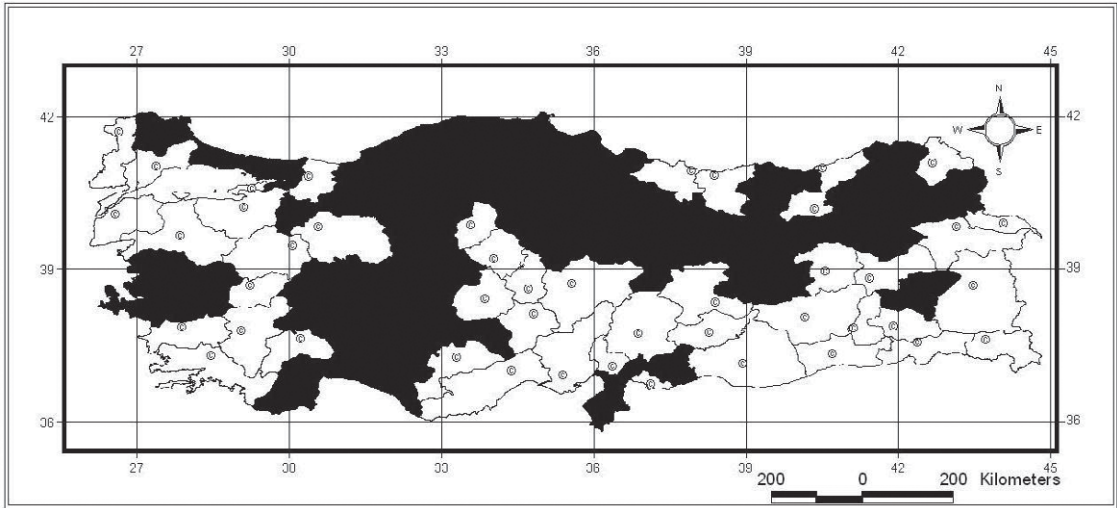


Fig. 4. Distribution of *Pachytodes erraticus* in the provinces of Turkey. The black areas show the provinces in which *P. erraticus* has been recorded to date.

1982; Adlbauer 1992; Tauzin 2000; Özdikmen et al. 2005); Kastamonu prov. [Küre Mts. National Park (Kerte village), Pınarbaşı–Azdavay road (Karafasil village and Suğla plateau), Azdavay (Ballıdağ Wild Life Protection Area), Küre–Seydiler road (Masruf pass), Yaralıgöz pass, Tosya–Kastamonu road, Dipsiz Göl National Park, Şenpazar–Azdavay road (Yumacık village)] (Özdikmen 2007); Kırklareli prov. [İğneada (Saka lake, Sivriyeri village)] (Özdikmen & Çağlar 2004); Kocaeli prov. [İzmit (Beşkayalar Natural Park, Ballıkayalar Natural Park)] (Özdikmen & Demirel 2005); Konya prov. [Güneysınır (Gürağaç), Tekebeli pass env., Bozkır–Hadim road (Sögüt and Dereçi env.), Hadim (Korualan town env.)] (Tozlu et al. 2002; Turgut & Özdikmen, 2010); Manisa prov. [Turgutlu Çardağı (Aysekisi hill, Domunludeve valley)] (Özdikmen & Demirel 2005); Samsun prov. [Ladik] (Tauzin 2000); Sinop prov. [Dranaz Mountain] (Sama 1982); Sivas prov. [Yıldızeli (Cumhuriyet village)] (Adlbauer 1992; Özdikmen & Çağlar 2004); Tokat prov. [Almus, Mezra, Topçam Mountain, Yakacık (Gökdere)] (Sama 1982; Adlbauer 1992); Trabzon prov. [Maçka (Sümela), Pontic Alps] (Villiers 1959; Sama 1982); Tunceli prov. [Pülümür, Ovacık as *P. erraticus anticedivisa* Pic] (Fuchs & Breuning 1971; Adlbauer, 1992); Yozgat prov. [Yozgat National Park, Akdağmağdeni (Oluközü plateau), Akçakışla] (Özdikmen & Çağlar 2004; Özdikmen & Demirel 2005); Zonguldak prov. [Safranbolu] (Villiers 1967; Özdikmen et al. 2005) (Fig. 4).

Range and Chorotype of *Pachytodes erraticus erraticus*

Europe (Spain, France, Italy, Croatia, Bosnia-Herzegovina, Serbia, Macedonia, Albania, Greece, Bulgaria, European Turkey, Romania, Hungary,

Germany, Switzerland, Austria, Czechia, Slovakia, Poland, Slovenia, Belorussia, Ukraine, Moldavia, European Russia, European Kazakhstan), East and West Siberia, Kazakhstan, China, Caucasus (Azerbaijan, Armenia, Georgia), Turkey, Syria, Iran.

Chorotype: Sibero-European.

REFERENCES CITED

- ADLBAUER, K. 1992. Zur Faunistik und Taxonomie der Bockkäferfauna der Türkei II (Coleoptera, Cerambycidae). *Entomofauna* 13(30): 485-509.
- BODEMEYER, H. E. V. 1906. Beitrage zur Käferfauna von Klein Asien. *Deutsche Entomologische Zeitschrift* 2: 417-437.
- BRUSTEL, H., BERGER, P., AND COCQUEMPOT, C. 2002. Catalogue des Vesperidae et des Cerambycidae de la faune de France (Coleoptera). *Ann. Soc. Entomol. France* (n.s.) 38(4): 443-461.
- CROSLAND, M. W. J., AND CROZIER, R. H. 1986. *Myrmecia pilosula*, an ant with only one pair of chromosomes. *Science* 231(4743): 1278.
- DELESSE, H. 1970. Les nombres de chromosomes dans le groupe de *Lysandra argester* et leur incidence sur sa taxonomie. *Bull. Soc. Entomol. France* 75(3-4): 64-68.
- DEMELT, C. V. 1963. Beitrag zur Kenntnis der Cerambycidenfauna Kleinasien und 13. Beitrag zur Biologie palaearkt. Cerambyciden, sowie Beschreibung einer neuen Oberea-Art. *Entomol. Blätter* 59(3): 132-151.
- DEMELT, C. V., AND ALKAN, B. 1962. Short information of Cerambycidae Fauna of Turkey. *Bitki Koruma Bülteni* 2(10): 49-56.
- DE VAIO, E. S., DA SILVA, A., CRIVEL, M., POSTIGLIONI, A., PONCE DE LEON, R., AND LEIRA, M. S. 1985. Comparative description of male meiosis in two species of Cerambycines (Coleoptera: Cerambycidae). *Rev. Brasileira Genet.* 8(2): 263-269.

- DUTRILLAUX, A. M., MOULIN, S., AND DUTRILLAUX, B. 2007. Presence d'un caryotype tres original a 53-54 chromosomes chez *Vesperus xatarti* Mulsant 1839 (Coleoptera: Cerambycidae: Vesperinae). Ann. Soc. Entomol. France (n. s.) 43(1): 81-86.
- EHARA, S. 1956. A comparative histology of male gonads in some Cerambycid beetles with notes on the chromosomes. J. Fac. Sci. Hokkaido Univ. Ser. 6(12): 309-316.
- FAIRMAIRE, M. L. 1884. Liste des Coleopteres recueillis par M. l'abbe David a Akbes (Asie-Mineure) et descriptions des especes nouvelles. Ann. Soc. Entomol. France, Octobre (1884): 165-180.
- FUCHS, E., AND BREUNING, S. 1971. Die Cerambycidenausbeute der Anatoliene Expedition 1966-67 des Naturhistorischen Museums, Wien. Ann. Naturhistorischen Museum Wien 75: 435-439.
- GOKHMAN, V. E., AND KUZNETSOVA, V. G. 2006. Comparative insect karyology: current state and applications. Entomol. Rev. 86(3): 352-368.
- GÜL-ZÜMREOĞLU, S. 1975. Investigations on taxonomy, host plants and distribution of the Longhorned Beetles (Cerambycidae-Coleoptera) in Aegean Region. T. C. Ministry of Food, Agriculture and Stockbreeding No: 28, Istiklal Yay., Izmir, 208 pp.
- HOLECOVA, M., LACHOWSKA, D., AND KARAGYAN, G. 2002. Karyological notes on six beetle species from Armenia (Coleoptera: Tenebrionidae, Cerambycidae, Curculionidae). Folia Biol. (Krakow) 50: 9-12.
- KUDOH, K., KONDOH, I., AND SAITOH, K. 1972. Chromosome studies of beetles IV. A further chromosome survey of five species of the Subfamily Lamiinae (Cerambycidae). Kontyu 40: 293-296.
- LACHOWSKA, D., ROZEK, M., AND HOLECOVA, M. 1996. A cytogenetic study on eight beetle species (Coleoptera: Carabidae, Scarabaeidae, Cerambycidae, Chrysomelidae) from Central Europe. Folia Biol. 44(3-4): 99-103.
- LADOS, N. 1998. Entomology of Turkey VI (General, Applied and Faunistic). Ege Ü. Ziraat Fak. Yayınları No: 529, E.Ü. Faculty of Agriculture Press, Izmir, 300 pp.
- LÖBL, I., AND SMETANA, A. [Ed.]. 2010. Catalogue of Palaearctic Coleoptera Vol. 6. Stenstrup: Apollo Books, 924 pp.
- ÖYMEN, T. 1987. The Forest Cerambycidae of Turkey. I. Ü. Forest Faculty, İstanbul, 146 pp.
- ÖZBEK, H. 1978. *Hylotrupes bajulus* (L.) Serville in Erzurum and the near, and some others longhorn beetles. Atatürk Üniversitesi Ziraat Fakültesi Dergisi 9(1): 31-44.
- ÖZDIKMEN, H. 2006. Contribution to the knowledge of Turkish longicorn beetles fauna (Coleoptera: Cerambycidae). Munis Entomol. Zool. 1(1): 71-90.
- ÖZDIKMEN, H. 2007. The longicorn beetles of Turkey (Coleoptera: Cerambycidae) Part I-Black Sea Region. Munis Entomol. Zool. 2: 179-422.
- ÖZDIKMEN, H., AND ÇAĞLAR, Ü. 2004. Contribution to the knowledge of longhorned beetles (Coleoptera, Cerambycidae) from Turkey, Subfamilies Prioninae, Lepturinae, Spondylidinae and Cerambycinae. J. Entomol. Res. Soc. 6(1): 39-69.
- ÖZDIKMEN, H. 2011. A propose for acception of a single genus as *Judolia* Mulsant, 1863 instead of the genera *Judolia* Mulsant, 1863 and *Pachytodes* Pic, 1891 (Coleoptera: Cerambycidae: Lepturinae: Lepturini). Munis Entomol. Zool. 6(2): 900-904.
- ÖZDIKMEN, H., AND DEMİR, H. 2006. Notes on longicorn beetles fauna of Turkey (Coleoptera: Cerambycidae). Munis Entomol. Zool. 1(1): 157-166.
- ÖZDIKMEN, H., AND DEMİREL, E. 2005. Additional notes to the knowledge of longhorned beetle collection from Zoological Museum of Gazi University, Ankara, Turkey (GUZM) for Turkish Fauna (Coleoptera, Cerambycidae). J. Entomol. Res. Soc. 7(3): 13-38.
- ÖZDIKMEN, H., ÖZDEMİR, Y., AND TURGUT, S. 2005. Longhorned beetles collection of the Nazife Tuatay Plant Protection Museum, Ankara, Turkey (Coleoptera, Cerambycidae). J. Entomol. Res. Soc. 7(2): 1-33.
- ÖZDIKMEN, H., TURGUT, S., AND GÜZEL, S. 2009. Longhorned beetles of Ankara region in Turkey (Coleoptera: Cerambycidae). Munis Entomol. Zool. 4(1): 59-102.
- ROZEK, M. 1994. A new chromosome preparation technique for Coleoptera (Insecta). Chromosome Res. 2(1): 76-78.
- ROZEK, M., LACHOWSKA, D., PETITPIERRE, E., AND HOLECOVA, M. 2004. C-bands on chromosomes of 32 beetle species (Coleoptera: Elateridae, Cantharidae, Oedermeridae, Cerambycidae, Anthicidae, Chrysomelidae, Attelabidae and Curculionidae). Hereditas 140: 161-170.
- SAMA, G. 1982. Contributo allo studio dei coleotteri Cerambycidae di Grecia e Asia Minore. Fragmenta Entomol., Roma, 16(2): 205-227.
- SMITH, S. G., AND VIRKKI, N. 1978. Animal Cytogenetics. vol.3: Insecta, part 5: Coleoptera. Gebrüder Borntraeger, Berlin-Stuttgart.
- SVACHA, P., WANG, J. J., AND CHEN, S. C. 1997. Larval morphology and biology of *Philus antennatus* and *Heterophilus punctulatus*, and systematic position of the Philinae (Coleoptera: Cerambycidae and Vesperidae). Ann. Soc. Entomol. France (n.s.) 33(3): 323-369.
- TAUZIN, P. 2000. Complement a l'inventaire des Coleopteres Cerambycidae de Turquie. L'entomol. 56(4): 151-153.
- TEPPNER, H. 1966. Chromosomenzahlen Einiger Mitteleuropaischer Cerambycidae (Coleoptera) (Chromosome Numbers of some Central European Cerambycidae). Chromosoma (Berl.) 19: 113-125.
- TEPPNER, H. 1968. Chromosomenzahlen Einiger Mitteleuropaischer Cerambycidae (Coleoptera) II (Chromosome Numbers of some Central European Cerambycidae II). Chromosoma (Berl.) 25: 141-151.
- TOZLU, G., REJZEK, M., AND ÖZBEK, H. 2002. A contribution to the knowledge of Cerambycidae (Coleoptera) fauna of Turkey. Part I: Subfamilies Prioninae to Cerambycinae. Biocosme Mésogéen, Nice, 19(1-2): 55-94.
- TUATAY, N., KALKANDELEN, A., AND AYSEV, N. 1972. Bitki Koruma Müzesi Böcek Kataloğu (1961-1971). T. C. Tarım Bakanlığı, Ankara, 53-55.
- TURGUT, S., AND ÖZDIKMEN, H. 2010. New data for Turkish longhorned beetles fauna from Southern Turkey (Coleoptera: Cerambycidae). Munis Entomol. Zool. 5, suppl.: 859-889.
- VIDAL, O. R. 1984. Chromosome numbers of Coleoptera from Argentina. Vidal Genet. 65: 235-239.
- VILLIERS, A. 1959. Cérambycides de Turquie. L'entomol. 15(1-2): 7-11.
- VILLIERS, A. 1967. Coléoptères Cérambycides de Turquie (1. partie). L'entomol. 23: 18-22.