



Temporal Variation in the Behavior of *Apis mellifera* (Hymenoptera: Apidae) and *Lycastirrhyncha nitens* (Diptera: Syrphidae) on *Pontederia sagittata* (Commelinales: Pontederiaceae) Inflorescences in Relation to Nectar Availability

Authors: Campos-Jiménez, Jaqueline, Golubov, Jordan, García-Franco, José, Álvarez-Aquino, Claudia, and Martínez, Armando J.

Source: Florida Entomologist, 98(1) : 1-6

Published By: Florida Entomological Society

URL: <https://doi.org/10.1653/024.098.0102>

BioOne Complete (complete.BioOne.org) is a full-text database of 200 subscribed and open-access titles in the biological, ecological, and environmental sciences published by nonprofit societies, associations, museums, institutions, and presses.

Your use of this PDF, the BioOne Complete website, and all posted and associated content indicates your acceptance of BioOne's Terms of Use, available at www.bioone.org/terms-of-use.

Usage of BioOne Complete content is strictly limited to personal, educational, and non - commercial use. Commercial inquiries or rights and permissions requests should be directed to the individual publisher as copyright holder.

BioOne sees sustainable scholarly publishing as an inherently collaborative enterprise connecting authors, nonprofit publishers, academic institutions, research libraries, and research funders in the common goal of maximizing access to critical research.

Research

Temporal variation in the behavior of *Apis mellifera* (Hymenoptera: Apidae) and *Lycastirrhyncha nitens* (Diptera: Syrphidae) on *Pontederia sagittata* (Commelinales: Pontederiaceae) inflorescences in relation to nectar availability

Jaqueline Campos-Jiménez¹, Jordan Golubov², José García-Franco³,
Claudia Álvarez-Aquino⁴ and Armando J. Martínez^{1*}

Abstract

Insect-pollinated plants offer nectar as the main reward, which influences the preference of flower visitors. We describe the feeding behavior of the exotic bee *Apis mellifera* (L.) (Hymenoptera: Apidae) and the flower fly *Lycastirrhyncha nitens* (Bigot) (Diptera: Syrphidae) on tristylous flowers of *Pontederia sagittata* (C. Presl) (Commelinales: Pontederiaceae) in relation to temporal nectar availability. The production of this resource was similar between floral morphs but there were temporal variations during the anthesis period, in a coincidence with a higher number of visitors and activity of bees and flies. The dynamics of nectar production could be related to the feeding behavior of these insects despite the similarity in daily nectar volume produced in all the 3 types of flowers. The variations of nectar feeding may affect the transportation of pollen among the 3 floral morphs.

Key Words: *Apis mellifera*; flower fly; tristily; behavior; nectar

Resumen

Las plantas polinizadas por insectos ofrecen el néctar como la principal recompensa que influye las preferencias de los visitantes florales. Describimos el comportamiento de alimentación de la abeja exótica *Apis mellifera* (L.) (Hymenoptera: Apidae) y la mosca de las flores *Lycastirrhyncha nitens* (Bigot) (Diptera: Syrphidae) en las flores trístilicas de *Pontederia sagittata* (C. Presl) (Commelinales: Pontederiaceae) en relación con la disponibilidad temporal de néctar. La producción de este recurso fue similar entre los morfos florales pero hubo variación temporal durante el período de antesis, en coincidencia con un mayor número de visitantes y actividad de abejas y moscas. La dinámica en la producción de néctar podría estar relacionada con el comportamiento de alimentación de estos insectos a pesar de la similitud en los valores de volumen de néctar producido por los tres tipos de flores. Las variaciones en el consumo de néctar podría afectar el transporte de polen entre los tres morfos florales.

Palabras Clave: *Apis mellifera*; mosca de las flores; trístilia; comportamiento; néctar

Floral nectar is an important reward to pollinators (Stpiczyńska et al. 2012) that modifies the activity and behavior of insects visitors, which in turn affects intra-and interplant pollen flow (Nicolson 2007; Yokoi & Fujisaki 2008). Nectar production varies during anthesis (Pacini & Nepi 2007), due in part to environmental conditions such as temperature (Galetto & Bernardello 2004; Nicolson 2007), among other

factors. Likewise, the amount of nectar available in flowers (standing crop) and consumed by pollinators promotes variations in nectar volume (Corbet 2003; De Alencar et al. 2005).

In tristylous species, the amount and access to pollen and nectar rewards are mediated by the reciprocal disposition in the lengths of anthers and styles (Zomlefer 1994, Fig. 1), a condition that promotes

¹Instituto de Neuroetología, Universidad Veracruzana, Av. Luis Castelazo s/n, Col. Industrial Ánimas, Xalapa, Veracruz 91190, México.

²Laboratorio de Ecología, Sistemática y Fisiología Vegetal, Universidad Autónoma Metropolitana-Xochimilco, Calzada del Hueso 1100, Deleg. Coyoacán 04960, México D.F.

³Red de Ecología Funcional, Instituto de Ecología A.C., Km. 2.5 Carretera Antigua a Coatepec No. 351, Congregación El Haya, Xalapa, Veracruz 91070, México.

⁴Instituto de Investigaciones Forestales, Universidad Veracruzana, Parque Ecológico El Haya, Xalapa, Veracruz 91073, México.

*Corresponding author; E-mail: armartinez@uv.mx

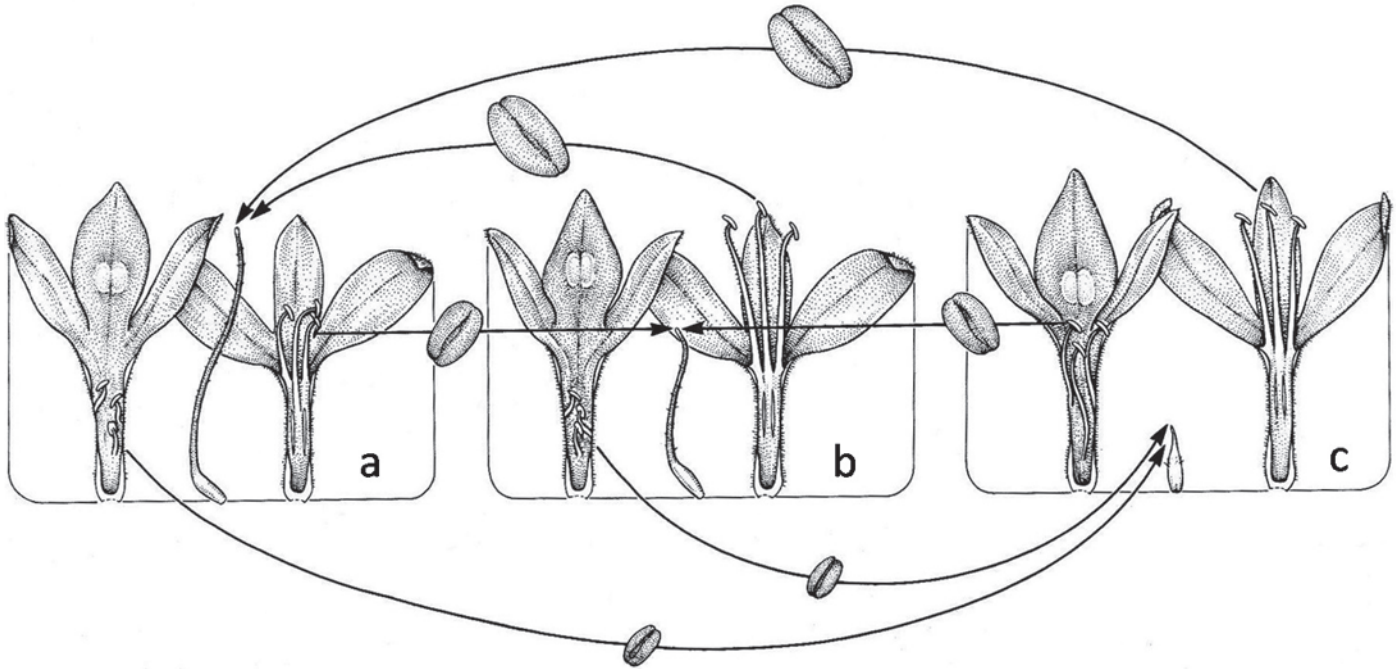


Fig. 1. Position of styles and stamens and differences in pollen size in the three floral morphs of *Pontederia* sp. **a)** long-styled [L], **b)** mid-styled [M] and **c)** short-styled [S] (Zomlefer 1994). Legitimate pollinations are indicated by arrows.

the activity and feeding time of each type of pollinator varies between floral morphs (Wolfe & Barrett 1987; Barrett 1990). As a result, the transport of legitimate pollen between morphs, an indispensable condition for efficient pollination in these species, could be affected (Barrett & Forno 1982; Dos Santos & Wittmann 2000; Barrett & Shore 2008). Therefore a visitor's behavior can directly impact plant reproduction and the adaptive significance of tristylly.

In the Pontederiaceae 4 *Pontederia* species and 3 *Eichhornia* species (Glover & Barrett 1983; Graham et al. 1998) exhibit tristylly. However, few reports describe the preferences of visitors to Pontederiaceae flowers in relation to nectar availability. In *P. cordata*, for example, the quantity, sugar concentration and dynamics of nectar production are similar among the floral morphs (Wolfe & Barrett 1987; Orth & Waddington 1997), but the behavior of *Apis mellifera* (L.) (Hymenoptera: Apidae), *Melissodes apicata* and *Bombus* spp. differ depending on whether they are collecting pollen or nectar (Harder & Barrett 1992). In the same species, *A. mellifera* rarely probes into flowers to feed on nectar, but mostly collects pollen from the everted, long-level stamens (Wolfe & Barrett 1987). In contrast, an unidentified flower fly collected pollen and fed on nectar (Wolfe & Barrett 1988).

The exotic honeybee *A. mellifera* stands out because of its generalist nature (Roubik 1989) and because its behavior can affect the foraging behavior of other flower visitors that compete for resources (Goulson et al. 2002). On the contrary, flies consume nectar and pollen (Gilbert 1981; Proctor et al. 1996; Diaz-Forestier et al. 2009) and are pollinators of several plant species (Ssymank et al. 2008; Zamora-Carrillo et al. 2011). But little is known of the behavior of exotic bees and flower flies when visiting other tristylous species in relation to the amounts of nectar available, such as *Pontederia sagittata* (C. Presl) (Commelinales: Pontederiaceae), whose septal nectaries can only be reached by visitors with long proboscises.

The behaviors and visit preferences of *A. mellifera* and the flower fly *Lycastrirhyncha nitens* (Bigot) (Diptera: Syrphidae) upon arrival at the inflorescences of the 3 morphs of *P. sagittata* were described in a disturbed site during a 3-h anthesis period (Campos-Jiménez et al.

2014). Even though all the morphs produce equivalent nectar volumes, here we hypothesized that potential temporal changes in nectar secretion and availability should be related to the activity and behavior of insect visitors. In this context the aim of this study was to examine if nectar dynamics could be related to the temporal activities and behaviors of bees and flower flies when visiting *P. sagittata* inflorescences.

Materials and Methods

STUDY SITE

Field work was conducted at Cansa Burros (19° 32' 08" N 96° 22' 37" W, 10 m asl), Veracruz, Mexico. The *P. sagittata* population occurred along 1 km of "Canal Gallegos" and includes all 3 floral morphs (L, M and S). The site had been disturbed by human activities and was dominated by the introduced grass *Cynodon plectostachyus* ([K. Schum.] Pilg; Cyperales: Poaceae), sugarcane plantations and coastal dunes. The native vegetation was a semi-evergreen tropical forest and during the study period only *P. sagittata* flowered.

MICROENVIRONMENTAL CONDITIONS

The conditions in the micro-environment occupied by each studied inflorescence were measured with a Kestrel® 4000 Pocket Weather Meter (Nielsen-Kellerman Company, Boothwyn, Pennsylvania, USA) that recorded wind speed (m/s), temperature (C) and humidity (%) before and after each video session. The averages of these values were analyzed with Generalized Linear Models (GLM) with a 2-factor design, with Poisson error distribution to evaluate the effect of the floral morph and the period of observation as fixed factors, and their interaction.

Micro-environmental parameters varied among the 4 sampling periods (wind speed $\chi^2 = 10.37$; df 3; $P = 0.01$; temp $\chi^2 = 10.01$; df 3; $P = 0.02$; humidity $\chi^2 = 64.96$; df 3; $P < 0.0001$), but did not differ significantly among the floral morphs ($\chi^2 = 8.12$; df 2; $P = 0.2$; $\chi^2 = 1.21$; df 2; $P = 0.61$; $\chi^2 = 4.88$; df 2; $P = 0.9$) or with the period \times morph interaction

(wind speed $\chi^2 = 24.33$; df 2; $P = 0.6$; temperature $\chi^2 = 2.94$; df 2; $P = 0.8$; and humidity $\chi^2 = 4.12$; df 2; $P = 0.7$).

Humidity and temperature varied negatively ($r = -0.39$; $P < 0.01$), indicating that early in the morning the relative humidity was high ($\bar{x} \pm SE = 65 \pm 0.01\%$) and temperature low ($\bar{x} \pm SE = 25 \pm 0.02$ °C), and the wind speed increased at 13:00 h ($\bar{x} \pm SE = 0.52 \pm 0.1$ m/s).

STUDY SPECIES

Pontederia sagittata is a perennial aquatic plant, with erect stoloniferous or rhizomatous stems, that occurs commonly along the coastal plains of Mexico, Guatemala and Honduras (Lowden 1973). The leaves are simple, entire, alternate and distichous, with parallel venation. The inflorescences are racemose, slender, elongated and almost globose, 7-15 cm long, subtended by a modified leaf often reduced to a terminal spathe, with 70-220 zygomorphic, perfect, hypogenous flowers (Glover & Barrett 1983). The flowers include 6 persistent blue lilac tepals fused along half their length into a perianth tube; the androecium consist of 6 stamens inserted at different levels, with long-, mid- and short-styled morphs (hereafter referred to as the L, M and S morphs, respectively), and a yellow mark or nectar guide on the upper middle lobe.

The flowers bloom sequentially from bottom to top and cover 360° around the vertical axis of the inflorescence (see Campos-Jiménez et al. 2014 for more details). Also an individual inflorescence bears flowers for an average of 6 consecutive days, and from several to many inflorescences may bloom at the same time within a single clone (Glover & Barrett 1983). The flowers remain open for only half a day from approximately 08:30 to 14:30 h.

SURVEYS OF INSECT ACTIVITY

In late Mar 2011, we videotaped 180 independent inflorescences of *P. sagittata* (60 per morph), to record the activity of insect visitors. For each recording session we selected 3 plants of each morph with similar floral display size and insect activity, to reduce the influence of these factors on visitor behavior. The videos of the 3 morphs were recorded simultaneously during 3-min intervals using a Sony Handycam 40x Optical Zoom DCR-DVD610 (10×) placed approximately 1 m from the inflorescences. Recordings were made each h in four 15-min periods (09:00-09:15, 10:00-10:15, 11:00-11:15 and 12:00-12:15 h) for 5 days.

Videos were analyzed using the Windows Media Player and Inter-Video WinDVD software. We counted the bees and flies visiting the inflorescences of each floral morph, the feeding events (number of times that bees collected pollen or fed on nectar in each flower per inflorescence) and the time spent on these behaviors. To avoid counting the same individual more than once, we registered only the first individual of each species recorded during each video session. To identify the foraging behavior observed in both visitor species we followed the method described by Campos-Jiménez et al. (2014).

We fit generalized linear models (GLM) to analyse the influences of floral morph, hour and insect species on total activity time, the number of feeding events and their durations (the dependent variables). The analyses considered Poisson distributions and used logarithmic link functions (Crawley 1993; Bolker et al. 2009) and there was over dispersion. We modified the analytical model in the case of hierarchically structured data that is when multiple species of insects are visitors to the same inflorescence, because two or more insects that visit the same inflorescence are not independent (Hurlbert 1984). They are not independent because they share the same foraging site, which affects their behaviour, and therefore the conditions of a bee and a fly are nested within an inflorescence (Crawley 1993). Hence the model

was then defined as: $y = \text{Morph} + \text{Hour} + (\text{Morph}, \text{Hour}_{[\text{insect species}]}) + \text{error}$ (nesting factor within brackets), where y is the dependent variable, and the morph and hour are the independent variables. A posteriori analysis of LS means contrasts to the t test for pair-wise comparisons because multiples between means were performed. All analyses were carried out with JMP 9.0.1 (SAS 1999-2010, SAS Institute, Cary, North Carolina, USA).

NECTAR

Once behavioral observation of floral visitors was completed, we estimated the volume of nectar available in 3 randomly selected flowers of each video recorded inflorescence by removing the liquid accumulated around the base of the ovary with 2 μL micropipettes. The values were averaged and analyzed by fitting a Generalized Linear Model (GLM) with a two-factor design with 3 floral morphs (L, M and S) and 4 sampling periods. We used a normal distribution and identity link function. Nectar volume correlated positively, but weakly with humidity ($r = 0.26$, $P < 0.05$), and the highest availability was recorded at 10:00 h.

We measured accumulated nectar in 15 inflorescences from 5 clones per floral morph. At 08:00 h (prior to anthesis) inflorescences were covered with a fine mesh and the volume was measured by removing the liquid accumulated around the base of the ovary using 2 μL micropipettes in 3 randomly selected flowers of each inflorescence at hourly intervals. Data were analyzed in a manner similar to that used for the nectar standing crop.

We also estimated the cumulative nectar production during anthesis in 10 inflorescences for each morph in independent plants. At 08:00 h inflorescences were excluded and after 5 h nectar was measured by removing the liquid accumulated around the base of the ovary using 2 μL micropipettes on 3 randomly selected flowers per inflorescence. Data were analyzed in a manner similar to that used for the nectar standing crop.

Results

VISITOR ACTIVITY

A total of 297 bees and flies were recorded visiting the 180 inflorescences of *P. sagittata*. *A. mellifera* was the most common species (84.5%), whereas *L. nitens* accounted for only 15.5% of the visits. Both species were observed visiting flowers during 1.65 of the 9 h of video recording: 86% corresponding to bees (1.41 h) and 14% to flies (0.24 h). Although the S morph was the most abundant in the study population (Campos-Jiménez et al. 2014), some preferences by visitors were observed. *Apis mellifera* was more active on M and L inflorescences whereas *L. nitens* spent more time visiting the inflorescences of the S and M morphs ($\chi^2 = 8.11$; df 2; $P = 0.02$) mostly at 09:00 and 10:00 h, with the nested species in hour and morph also providing contrasts ($\chi^2 = 134.61$; df 3; $P < 0.0001$, Fig. 2).

Most of the time that visitors remained active on inflorescences was spent collecting pollen and/or feeding on nectar, although their behavior and preferences differed. Honey bees spent more time collecting pollen (0.34 h) than feeding on nectar (0.3 h), this being 53.5 and 46.5% of their total foraging time, respectively. In contrast, flies were observed consuming only nectar during 238 s, but spent 320 s in the movements of the proboscis prior to insertion into the corolla.

Bees and flies performed more foraging events at 10:00 and 12:00 h (Fig. 3), although they differed in their morph preferences. While bees mostly visited the M and L morphs, the flower flies preferred M and S inflorescences ($\chi^2 = 6.24$; df 2; $P = 0.04$). This was also demonstrated by the differences provided by the nested species within hour

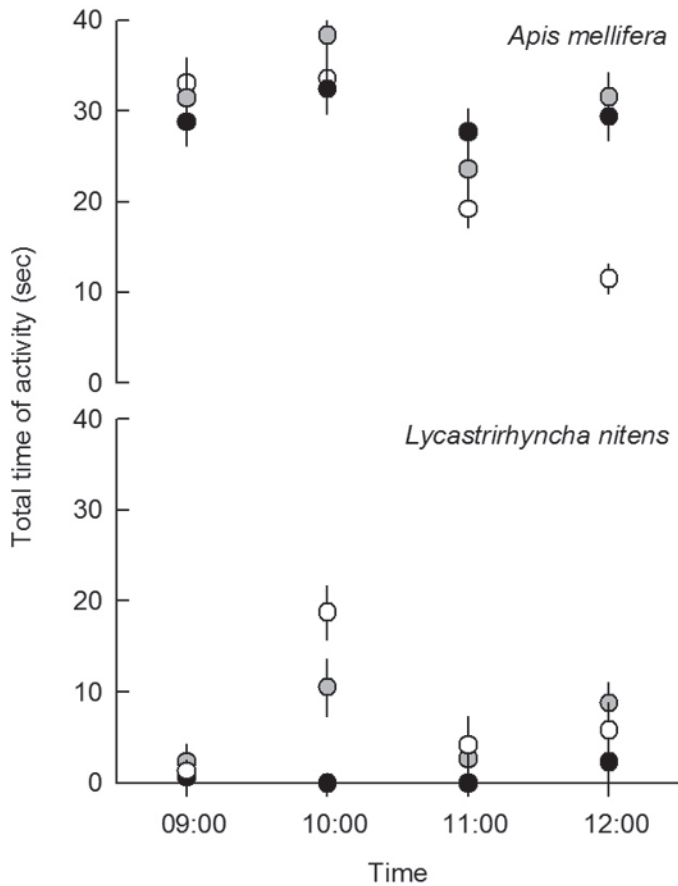


Fig. 2. Total activity time (\pm 95 % CI) of *Apis mellifera* and *Lycastrirhyncha nitens* on inflorescences of L (black circle), M (gray circle) and S (white circle) morphs of *Pontederia sagittata* during daily periods of video-recording.

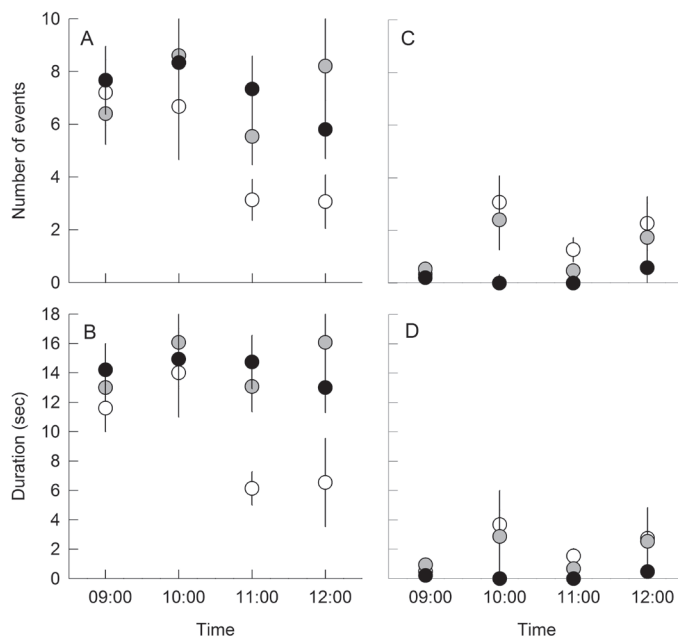


Fig. 3. Mean (\pm 95 % CI) number and duration of the foraging events recorded by *Apis mellifera* (A, B) and *Lycastrirhyncha nitens* (C, D) on inflorescences of L (black circle), M (gray circle) and S (white circle) morphs of *Pontederia sagittata* during daily periods of video-recording.

and morph ($\chi^2 = 105.83$; df 3; $P < 0.0001$), since the S inflorescences received consistently fewer visits by bees (Fig. 3A) and flies foraged less on L inflorescences at 09:00 and 11:00 h (Fig. 3C).

In similar conditions, the average time that bees and flies spent foraging on the inflorescences differed between morphs. Bees stayed longer in M and L inflorescences than flies, which visited M and S inflorescences ($\chi^2 = 6.31$; df 2; $P = 0.03$) in all the recorded hours. This was also confirmed by the nested species within hour and morph results ($\chi^2 = 158.12$; df 3; $P < 0.0001$), which showed that bees made few visits to S morph mainly at 11:00 and 12:00 h (Fig. 3B), whereas flies were more active at 10:00 and 12:00 h (Fig. 3D).

NECTAR CHARACTERISTICS

Flowers of the 3 morphs contained similar nectar volumes at the end of each video-recording period ($\chi^2 = 6.34$; df 2; $P = 0.06$; $\bar{x} \pm SE = 0.16 \pm 0.08 \mu\text{L}$). Nectar standing crop differed between the 4 registration periods ($\chi^2 = 112.76$; df 3; $P < 0.0001$, Fig. 4), being greatest at 10:00 h.

Nectar volumes accumulated during the hourly sampling periods were similar in the 3 floral morphs ($\chi^2 = 4.41$; df 2; $P = 0.2$; $\bar{x} \pm SE = 0.22 \pm 0.04 \mu\text{L}$; morph \times period interaction $\chi^2 = 6.13$; df 2; $P = 0.04$) with differences between hour intervals ($\chi^2 = 87.42$; df 3; $P < 0.0001$). The 3 floral morphs produced similar total nectar volumes by the final 1200 h sample ($\chi^2 = 1.12$; df 2; $P = 0.53$), with an average (\pm SE) of $0.66 \pm 0.05 \mu\text{L}$.

Discussion

This study yielded 2 major results. Firstly, the behavioral patterns of *A. mellifera* and *L. nitens* were found to vary during the anthesis period of *P. sagittata* in accordance with the dynamics in the production and availability of nectar. Secondly, honeybees and flower flies exhibited contrasting preferences for morphs compared to our previous findings in the same population (Campos-Jiménez et al. 2014).

At our study site the higher volume of nectar in *P. sagittata* corresponded to the higher activity of bees and flies that visit the inflorescences, as before and during the peak of highest availability of the nectar both visitors were more active. *Apis mellifera* remained active in 86% of the total time recorded and showed a preference for the L and M inflorescences, spending more time collecting pollen and feeding on nectar even in those periods in which the flowers had less standing crop of that resource, but we found some important contrasts regarding its behavior.

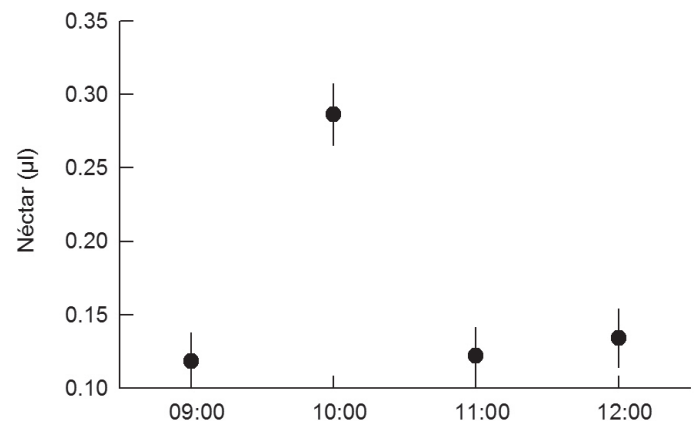


Fig. 4. Mean (\pm 95 % CI) standing crop of floral nectar on inflorescences of three floral morphs of *Pontederia sagittata* during daily periods of video-recording.

The presence of long anthers facilitated the collection of pollen by this exotic bee, resulting in less investment of time and therefore lower energy cost. Thus, according to Thorp (2000), *A. mellifera* should visit M and S morph inflorescences at a higher frequency if their preferences were based on pollen availability, as only these morphs present accessible long-level anthers. That hypothesis is consistent with some reports on other tristylous species such as *Lythrum junceum* (Ornduff 1975), *E. crassipes* (Barrett 1980) and *P. cordata* (Wolfe & Barrett 1987, 1989; Husband & Barrett 1992). Despite the temporal variation in their visits and also considering that there were no differences in nectar production among the morphs, our results demonstrate that the preferences of *A. mellifera* may temporarily change even in cases involving the same study population (Campos-Jiménez et al. 2014) since in the present study *A. mellifera* preferred L and M morphs whereas previously they had visited more M and S inflorescences, respectively.

The flower fly *L. nitens* also varied its behavior between hours, and this was related to the standing crop of nectar and cumulative nectar per hour. These flies had large events of feeding on nectar in the inflorescences of M and S morphs and individuals were less active in the inflorescences of the L morph, although these insects spent less time on foraging behavior in relation to the bees. However these flies also changed their preferences towards the floral morphs, and this is demonstrated by the contrast between the present results and those previously reported in the same population (Campos-Jiménez et al. 2014). This behavioral change could be the result of some influencing factors such as the differences in the floral displays in different flowering seasons.

The increase in the number of visits at 10:00 h indicates that *L. nitens* visits *P. sagittata* inflorescences for nectar, so the temporal variation in the availability of this source determines the fly's feeding behavior. We did not evaluate the dynamics on pollen availability, another floral resource that *L. nitens* could be transporting among the floral morphs since hairs are present on its head and thorax. Therefore the feeding behavior and visits of *L. nitens* between morphs could contribute to pollen movement within and between plants.

The temporal variation of *A. mellifera* and *L. nitens* behavior on *P. sagittata* in relation to standing crop of floral nectar and different preferences for the 3 floral morphs could influence the reproductive success of the plants in the study population. As the honeybee mainly fed on the flowers of the L and M morphs, its behavior could affect the legitimate pollen deposition between the floral morphs of *P. sagittata*. Furthermore S morph inflorescences are less visited by bees, which may possibly promote decreases in pollination and seed production as happens in the L morph of *P. cordata* (Wolfe & Barrett 1987). We also do not know the contribution of *L. nitens* as a pollinator, but their behavior indicates a low preference for L inflorescences at different times.

In summary, our results demonstrate correspondence between the behavioral patterns of *A. mellifera* and *L. nitens* and the amount of nectar in *P. sagittata* inflorescences at 10:00 h, although the preferences of both visitors change over the time probably as a result of variations in their abundance and the availability of food resources. Because the nectar volumes of the 3 floral morphs were similar, the preferential visits of these two species to certain flower morphs could influence the pollination services in this *P. sagittata* population. We further assume that others parameters are key in the dynamics of cross-pollination in this species, such as the temporal availability of pollen because pollen is an important reward for bees and flies.

Acknowledgments

We thank A. I. Santa Anna, E. Campos, G. González, P. Sainos, A. Cruz, E. Lezama and J. L. González for their help in the fieldwork and the

IIP (UV) for providing facilities, and as well as 4 reviewers for comments on the manuscript. This research was supported by SEP-PROMEP UVER-PTC-223 and PFA C-703/2013 UV provided to AJM, the doctoral scholarship to JCI (CONACyT No. 2412).

References Cited

- Barrett SCH. 1980. Sexual reproduction in *Eichhornia crassipes* (Water Hyacinth) II. Seed production in natural populations. *Journal of Applied Ecology* 17: 113-124.
- Barrett SCH. 1990. The evolutionary and adaptive significance of heterostyly. *Trends in Ecology & Evolution* 5: 144-148.
- Barrett SCH, Forno IW. 1982. Style morph distribution in New World population of *Eichhornia crassipes* (Mart.) Solms-Laubach (Water Hyacinth). *Aquatic Botany* 13: 299-306.
- Barrett SCH, Shore JS. 2008. New insights on heterostyly: comparative biology, ecology and genetics, pp. 3-32 *In* Franklin-Tong VE [ed.], *Self-incompatibility in flowering plants. Evolution, diversity, and mechanisms*. Springer-Verlag, Berlin.
- Bolker BM, Brooks ME, Clark CJ, Geange SW, Poulsen JR, Stevens MHH, White JSS. 2009. Generalized linear mixed models: a practical guide for ecology and evolution. *Trends in Ecology and Evolution* 24: 127-135.
- Campos-Jiménez J, Martínez AJ, Golubov J, García-Franco J, Ruiz-Montiel C. 2014. Foraging behavior of *Apis mellifera* (Hymenoptera: Apidae) and *Lycastrirhyncha nitens* (Diptera: Syrphidae) on *Pontederia sagittata* (Commelinales: Pontederiaceae) on a disturbed site. *Florida Entomologist* 97(1): 217-223.
- Corbet SA. 2003. Nectar sugar content: estimating standing crop and secretion rate in the field. *Apidologie* 34: 1-10.
- Crawley MJ. 1993. *GLIM for Ecologists. Methods in Ecology Series*. Blackwell Scientific Publications, Oxford, United Kingdom.
- De Alencar-Arnaut de Toledo V, Braz de Oliveira AJ, Ruvolo-Takasusuki MCC, Hitumi-Mitsui M, Eunice-Vieira R, Satie-Kotaka C, Chiari-Wainer C, Gobbi-Filho L, Terada Y. 2005. Sugar content in nectar flowers of siratro (*Macroptilium atropurpureum* Urb.). *Acta Scientiarum (Animal Sciences)* 27(1): 105-108.
- Díaz-Forestier J, Gómez M, Montenegro G. 2009. Nectar volume and floral entomofauna as a tool for the implementation of sustainable apicultural management plans in *Quillaja saponaria* Mol. *Agroforestry Systems* 76: 149-162.
- Dos Santos IA, Wittmann D. 2000. Legitimate pollination of the tristylous flowers of *Eichhornia azurea* (Pontederiaceae) by *Ancyloscelis gigas* bees (Anthophoridae, Apoidea). *Plant Systematics and Evolution* 223: 127-137.
- Galetto L, Bernardello G. 2004. Floral nectaries, nectar production dynamics and chemical composition of six *Ipomoea* species (Convolvulaceae) in relation to pollination. *Annals of Botany* 94: 269-280.
- Gilbert FS. 1981. Foraging ecology of hoverflies: morphology of the mouthparts in relation to feeding on nectar and pollen in some common urban species. *Ecological Entomology* 6: 245-262.
- Glover DE, Barrett SCH. 1983. Trimorphic incompatibility in Mexican populations of *Pontederia sagittata* Presl. (Pontederiaceae). *New Phytologist* 95: 439-455.
- Goulson D, Peat J, Stout JC, Tucker J, Darvill B, Derwent LC, Hughes WOH. 2002. Can alloethism in workers of the bumblebee, *Bombus terrestris*, be explained in terms of foraging efficiency? *Animal Behavior* 64: 123-130.
- Graham SW, Kohn JR, Morton BR, Eckenwalder JE, Barrett SCH. 1998. Phylogenetic congruence and discordance among one morphological and three molecular data sets from Pontederiaceae. *Systematic Biology* 47: 545-567.
- Harder LD, Barrett SCH. 1992. The energy cost of bee pollination for *Pontederia cordata* (Pontederiaceae). *Functional Ecology* 6: 1-7.
- Hurlbert SH. 1984. Pseudoreplication and the design of ecological field experiments. *Ecology Monograph* 54(2): 187-211.
- Husband BC, Barrett SCH. 1992. Pollinator visitation in populations of tristylous *Eichhornia paniculata* in northeastern Brazil. *Oecologia* 89: 365-371.
- Lowden RM. 1973. Revision of the genus *Pontederia* L. *Rhodora* 75: 426-487.
- Nepi M, Guarnieri M, Pacini E. 2001. Nectar secretion, reabsorption, and sugar composition in male and female flowers of *Cucurbita pepo*. *International Journal of Plant Sciences* 162: 353-358.
- Nicolson SW. 2007. Nectar consumers, pp. 289-342 *In* Nicolson SW, Nepi M, Pacini E [eds.] *Nectaries and nectar*. Springer Verlag, The Netherlands.
- Ornduff R. 1975. Heterostyly and pollen flow in *Hypericum aegypticum* (Guttiferae). *Botanical Journal of the Linnean Society* 71: 51-57.
- Orth AI, Waddington KD. 1997. The movement patterns of carpenter bees *Xylocopa micans* and bumblebees *Bombus pennsylvanicus* on *Pontederia cordata* inflorescences. *Journal of Insect Behavior* 10(1): 79-86.

- Pacini E, Nepi M. 2007. Nectar production and presentation, pp. 167-214 *In* Nicolson SW, Nepi M and Pacini E [eds.] Nectaries and nectar. Springer Verlag, The Netherlands.
- Proctor M, Yeo PF, Lack A. 1996. The natural history of pollination. Harper Collins Publishers, London, United Kingdom.
- Roubik DW. 1989. Ecology and natural history of tropical bees. Cambridge University Press, New York, USA.
- SAS Institute Inc. 2005. JMP 6.0.1a. SAS System. Cary, North Carolina, USA.
- Ssymank A, Kearns CA, Thomas P, Thompson C. 2008. Pollinating Flies (Diptera): A major contribution to plant diversity and agricultural production. *Tropical Conservancy* 9(1&2): 86-89.
- Stpicyńska M, Nepi M, Zych M. 2012. Secretion and composition of nectar and the structure of perigonal nectaries in *Fritillaria meleagris* L. (Liliaceae). *Plant Systematics and Evolution* 298: 997-1013.
- Thorp RW. 2000. The collection of pollen by bees. *Plant Systematics and Evolution* 222: 211-223.
- Wolfe LM, Barrett SCH. 1987. Pollination foraging behavior and pollen collection on the floral morphs of tristylous *Pontederia cordata* L. *Oecologia* 74: 347-351.
- Wolfe LM, Barrett SCH. 1988. Temporal changes in the pollinator fauna of tristylous *Pontederia cordata*, an aquatic plant. *Canadian Journal of Zoology* 66: 1421-1424.
- Wolfe LM, Barrett SCH. 1989. Patterns of pollen removal and deposition in tristylous *Pontederia cordata* L. (Pontederiaceae). *Biological Journal of the Linnean Society* 36: 317-329.
- Yokoi T, Fujisaki K. 2008. Recognition of scent marks in solitary bees to avoid previously visited flowers. *Ecological Research* 24(4): 803-809.
- Zamora-Carrillo M, Amat-García GD, Fernández-Alonso JL. 2011. Estudio de las visitas de las moscas de las flores (Diptera: Syrphidae) en *Salvia bogotensis* (Lamiaceae) en el Jardín Botánico José Celestino Mutis (Bogotá D.C., Colombia). *Caldasia* 33(2): 453-470.
- Zomlefer WB. 1994. Guide to flowering plant families. The University of North Carolina Press, USA.