



A Constraint Condition for Foraging Strategy in Subterranean Termites

Authors: Jeon, Wonju, Kang, Sheon-Young, Su, Nan-Yao, and Lee, Sang-Hee

Source: Journal of Insect Science, 10(146) : 1-8

Published By: Entomological Society of America

URL: <https://doi.org/10.1673/031.010.14106>

BioOne Complete (complete.BioOne.org) is a full-text database of 200 subscribed and open-access titles in the biological, ecological, and environmental sciences published by nonprofit societies, associations, museums, institutions, and presses.

Your use of this PDF, the BioOne Complete website, and all posted and associated content indicates your acceptance of BioOne's Terms of Use, available at www.bioone.org/terms-of-use.

Usage of BioOne Complete content is strictly limited to personal, educational, and non - commercial use. Commercial inquiries or rights and permissions requests should be directed to the individual publisher as copyright holder.

BioOne sees sustainable scholarly publishing as an inherently collaborative enterprise connecting authors, nonprofit publishers, academic institutions, research libraries, and research funders in the common goal of maximizing access to critical research.



A constraint condition for foraging strategy in subterranean termites

Wonju Jeon¹, Sheon-Young Kang¹, Nan-Yao Su², Sang-Hee Lee^{1a*}

¹Division of Fusion and Convergence of Mathematical Sciences, National Institute for Mathematical Sciences, Daejeon, South Korea

²Department of Entomology and Nematology, Ft. Lauderdale Research and Education Center, University of Florida, Ft. Lauderdale, Florida, USA

Abstract

Previous studies have explored the relationship between termite branch tunnel geometry and foraging efficiency in a model simulation in which foraging efficiency, η , for two termite species, *Coptotermes formosanus* Shiraki and *Reticulitermes flavipes* (Kollar) (Isoptera: Rhinotermitidae), was investigated in response to two variables, the probability of tunnel branching (P_{branch}) and the probability of tunnel branch termination (P_{term}). It was found that simulated tunnel patterns based on empirical data did not have maximum foraging efficiency. We hypothesized that termites could increase their foraging efficiency in response to landscape heterogeneity. The present study investigated how termites could control the two variables, P_{branch} and P_{term} , in response to the external environment in terms of tunnel network connectivity. It was found that the best simulated strategy for *C. formosanus* and *R. flavipes* termites would occur if both P_{branch} and P_{term} were increased together. This study provides possible mechanisms for foraging strategies in subterranean termites and a baseline for future empirical work.

Keywords: Subterranean termite; foraging efficiency; network connectivity; foraging strategy

Correspondence: * sunchaos@nims.re.kr, *Corresponding author

Associate Editor: Tugrul Giray was editor of this paper

Received: 29 December 2009, **Accepted:** 3 June 2010

Copyright : This is an open access paper. We use the Creative Commons Attribution 3.0 license that permits unrestricted use, provided that the paper is properly attributed.

ISSN: 1536-2442 | Vol. 10, Number 146

Cite this paper as:

Jeon W, Kang SY, Su NY, Lee SH. 2010. A constraint condition for foraging strategy in subterranean termites. *Journal of Insect Science* 10:146 available online: insectscience.org/10.146

Introduction

Animals must forage efficiently for food resources, or they risk a loss of fitness because energy that could be allocated to reproduction is used for survival (Werner and Mittelbach, 1981; Zimmer-Faust, 1987). A wide range of strategies could be used to achieve foraging efficiency by foragers, depending on the environment. Foraging strategies are important for understanding species survival in terms of foodweb structure and ecosystem function and the relationship between species biodiversity and ecosystem stability (Launchbaugh 1996). Foraging strategies have been studied both theoretically (Okubo 1980; Shlesinger et al. 1995; Diekmann et al. 2000) and experimentally (Cain et al. 1985; Forcardi et al. 1996; Gillingham and Bunnell 1989).

Previous studies have contributed to an understanding of foraging behavior (i.e., searching for and consuming food) from a cost-benefit perspective. However, these studies have only investigated foraging in open terrestrial environments. The foraging strategies of subterranean foragers, such as termites, differ in that they are highly constrained by the structural design of the substrate in which the foragers move (Lee et al., 2008a). These constraints cause an increase in the number of variables that could impact foraging. The foraging behavior of subterranean termites has been studied using monitoring stations combined with mark-release-recapture methods (Grace et al. 1989; La Fage et al. 1973; Su et al. 1984). However, the information derived from these investigations has been insufficient to provide an understanding of subterranean termite foraging strategy (Gallagher and Jones 2005).

Lee et al. (2006, 2007a) studied the foraging strategy of subterranean termites and constructed a lattice model to simulate termite tunnel networks for *Coptotermes formosanus* Shiraki and *Reticulitermes flavipes* (Kollar). The model was based on experimental data obtained from homogeneous soil substrates without food resources (Su et al. 2004). The same model was used to examine the relationship between foraging efficiency and tunnel network geometry as a way of understanding how termites could maximize foraging efficiency (Lee et al. 2006, 2007a, 2007b, 2009a).

Following these studies, Lee et al. (2009b) conducted model simulations using experimental values for the probability of tunnel branching, P_{branch} , and the probability of branch tunnel termination, P_{term} . Foraging by termites in tunnels that were based on experimental values was less efficient than in tunnels based on other values of P_{branch} and P_{term} . These results suggested that termites may regulate P_{branch} and P_{term} in order to increase the foraging efficiency in response to landscape heterogeneity.

Lee et al. (2008b, c) found evidence for the hypothesized role of landscape heterogeneity by showing experimentally that termites began tunnel excavations only at sites with surface irregularities, which are a major factor in landscape heterogeneity.

Because termites have limited energy available for digging tunnels and foraging, if termites construct too many branching tunnels in regions with high heterogeneity, the energy available for foraging could be reduced, which is likely to lead to a decrease in foraging efficiency. Thus an additional constraint condition seems to be needed to restrict

branching and the occurrence of long branched tunnels. This constraint condition can be described by the two variables, P_{branch} and P_{term} .

The purpose of the present study is to explore further the effects of these two variables, P_{branch} and P_{term} , on foraging efficiency because these variables can reveal essential features of the termite tunnel network (Hedlung and Hederson 1999). Specifically, the goal is to understand how P_{branch} and P_{term} can be optimized for higher foraging efficiency in relation to tunnel network connectivity.

Methods

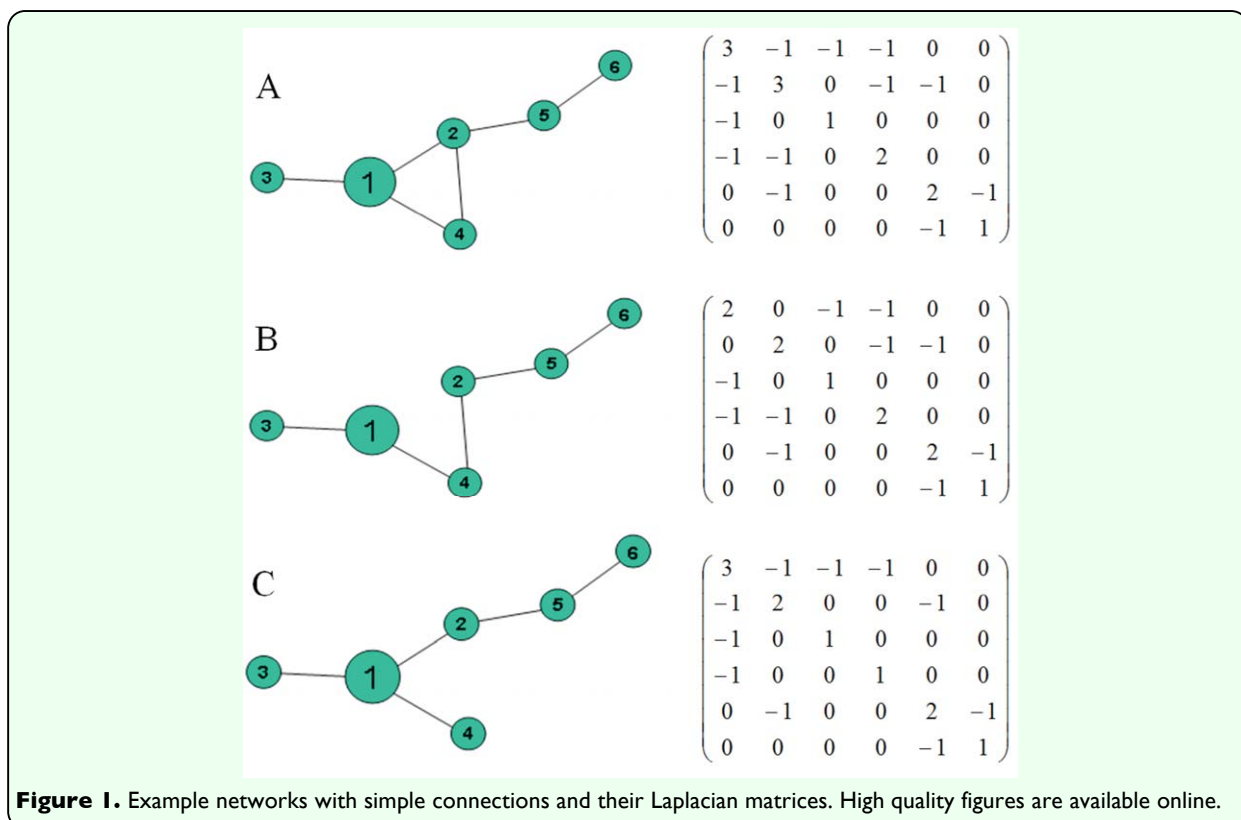
The connectivity of a termite tunnel network was used as the constraint condition for values of P_{branch} and P_{term} . The network connectivity was characterized by the algebraic connectivity, λ_2 , defined as the second-smallest eigenvalue of the Laplacian matrix of the network (Fiedler 1973; Grone and Merris

1987). Given a network with node set $V = \{v_1, v_2, \dots, v_n\}$ and a link set between the nodes, its Laplacian matrix L is defined as (Merris 1998):

$$L_{ij} = \begin{cases} \deg(v_i) & , i = j \\ -1 & , i \neq j \text{ (adjacent)} \\ 0 & , \text{otherwise} \end{cases}$$

where $\deg(v_i)$ denotes the degree of the i -th node, which is defined as the number of links emerging from the i -th node. The terms i and j represent the i -th and j -th nodes, respectively ($i, j = 1, 2, 3, \dots, n$).

The algebraic connectivity, λ_2 , reflects how well the overall network is connected. In order to facilitate an understanding of connectivity, three simple networks and their corresponding Laplacian matrices are given in Figure 1 as examples. The eigenvalues for Figure 1 A are listed as $\{0.0000, 0.4131, 1.1369, 2.3595, 3.6977, 4.3928\}$, while the eigenvalues for



graphs B and C are {0.0000, 0.2679, 1.0000, 2.0000, 3.0000, 3.7321} and {0.0000, 0.3249, 1.0000, 1.4608, 3.0000, 4.2143}, respectively. The value of α is highest for network A, which is apparent from a visual comparison of the three examples.

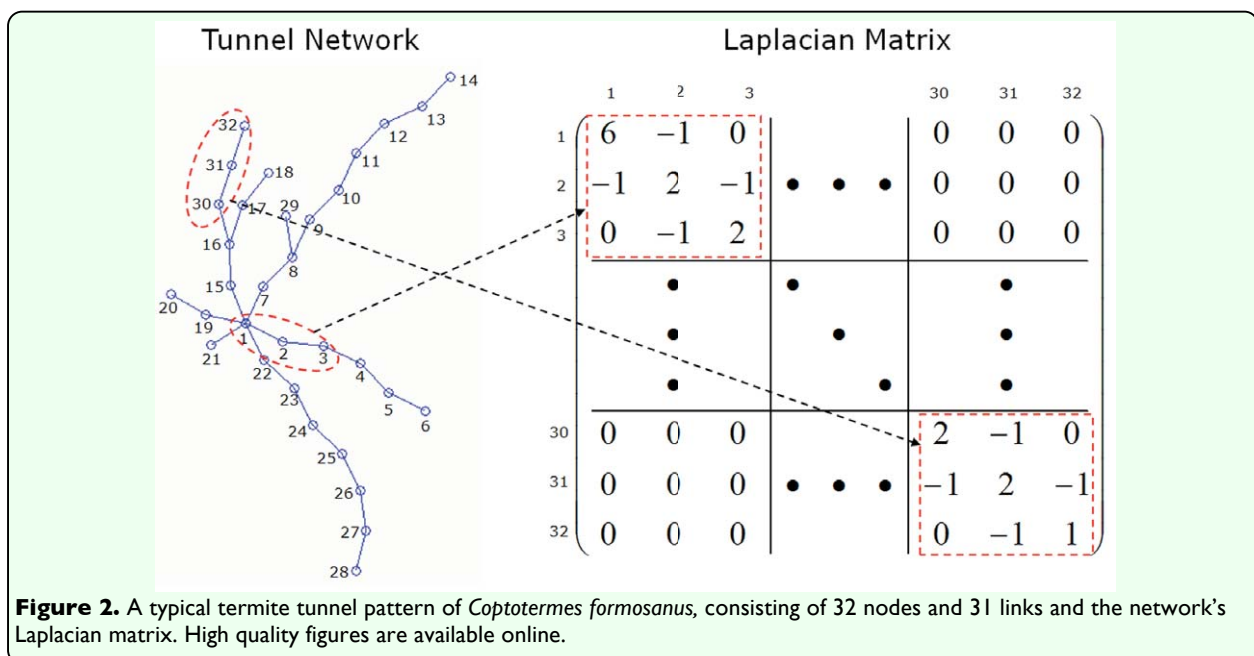
Figure 2 is a schematic representation of a tunnel network of *C. formosanus*. The tunnel network was simulated using the lattice model proposed in Lee et al. (2009b). The schematic consists of 32 nodes, 31 links, and the network's Laplacian matrix.

In the tunnel network, the nodes represent the end points of the tunnel segments, defined as the line connecting the two closest points of a tunnel that did not deviate from the tunnel path (Su et al. 2004). In the simulation model, when a developing tunnel crosses with other tunnels, nodes are not created because different tunnels tend to occur at different depths below the ground surface. Thus, although termite tunnel networks with many branching tunnels may appear to have complex connectivity among tunnels, their actual connectivity can be low.

Results

Connectivity for 1,000 simulated tunnel networks of *C. formosanus* and *R. flavipes* was calculated for different values of P_{branch} and P_{term} (Figure 3).

For *C. formosanus* (Figure 3 a), α was higher with a higher P_{term} and a lower P_{branch} , while α decreased with an increase in P_{branch} and a decrease in P_{term} . Lee et al. (2009b) showed that there are three distinct regions in a map of foraging efficiency, α , according to P_{branch} and P_{term} . The distinct regions are indicated in Figure 3 by the yellow dotted line. In contrast, the connectivity map was separated into two domains, an upper and lower, as indicated by the solid blue line. Silhouette analysis was used as the separation method for the α map (Rousseeuw 1987). This analysis showed that when the α map was partitioned into two regions, the optimization score was highest in the case of *C. formosanus* (Table 1). The k -means algorithm (Hartigan and Wong 1979) was then used to divide the α map with $k = 2$. These divisions are indicated by the blue solid lines in Figure 3 (a). The values of α were markedly lower in the upper domain than in the lower domain.



Lee et al. (2009b) hypothesized that termites control the values of P_{branch} and P_{term} in response to landscape heterogeneity in order to move the red box from region I to region II (Figure 3 a). The connectivity map gives a constraint condition for moving the red box. The best strategy for termites would be to increase P_{branch} and P_{term} together in the direction of the arrow within the lower connectivity domain.

These data suggest that very low connectivity leads to an increase in traveling cost during foraging due to numerous tunnel intersections that termites have to select depending on their direction of movement. On the other hand, very high connectivity results in a decrease in ψ , because the short and infrequently branching tunnels result in the termites to covering an area that it is insufficient to meet their foraging needs (see Figures 1 and 2 in Lee and Su 2009b).

Like the ψ map of *C. formosanus*, the ψ map for *R. flavipes* was divided into two domains, an upper and lower (Figure 3 b). The red box was located at $P_{branch} = 0.21$ and $P_{term} = 0.47$. According to Lee and Su (2009b), increasing P_{branch} and decreasing P_{term} could increase foraging efficiency. However, in terms of network connectivity, increasing both P_{branch} and P_{term} within the lower ψ domain in order could avoid lower connectivity.

Discussion

Lee et al. (2007a, 2009b), showed that simulated termite tunnel patterns, based on experimental data obtained from homogenous sand substrates, maximize their foraging efficiency defined as the ratio of energy gain for obtained food to loss for transporting food for a given time. In the present study the goal was to examine how termites construct their tunnel networks in heterogeneous landscape and determine if this would optimize their

Table 1. Silhouette score values for each partition

Species	Number of Partitions							
	2	3	4	5	6	7	8	9
<i>C. formosanus</i>	60.4	55.8	55.8	54.6	53.8	56.4	57.2	55.4
<i>R. flavipes</i>	61.6	55.4	54.4	54.9	53.5	53.5	53.8	53.3

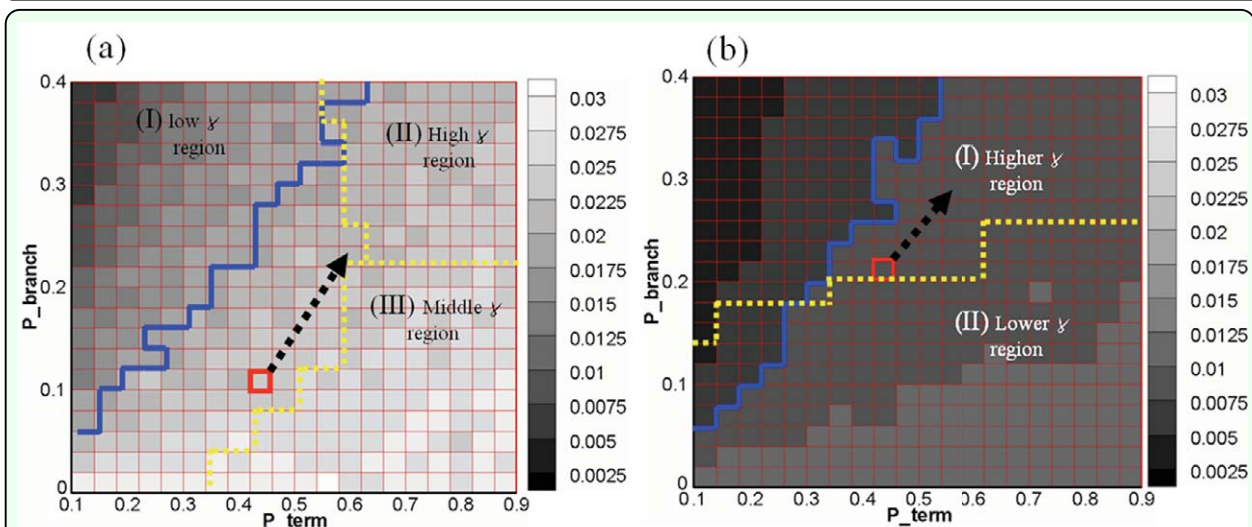


Figure 3. The map of algebraic connectivity, ψ , for the branching probability, P_{branch} , and the branching termination probability, P_{term} , for (a) *Coptotermes formosanus* and (b) *Reticulitermes flavipes*. Darker shades of gray correspond to lower values of connectivity. The solid blue line separates domains of lower and higher ψ values, and the yellow dotted line divides the map into regions with low, middle, and high foraging efficiency, ψ , respectively. The red box indicates the value of ψ for empirical tunnel patterns. High quality figures are available online.

survival probability in a cost-benefit perspective. From the fact that termites begin their tunneling behavior only at surface irregularity, high heterogeneity is likely to cause many tunnel branching because the degree of surface irregularity increase with the heterogeneity (Lee et al., 2008c). When tunnel branching occurs, tunnel intersections are generated at the branching site. Termites frequently encounter tunnel intersections while foraging or moving within their networks. The direction chosen by termites at tunnel intersections is likely to affect foraging efficiency because the path length between food resources and the nest can vary significantly. Thus, the number of tunnel intersections is related to tunnel network connectivity, and connectivity is likely to be an important factor in foraging efficiency.

The network patterns were characterized by two variables, the probability of tunnel branching, P_{branch} , and the probability of tunnel branch termination, P_{term} , because these variables capture essential features of the termite tunnel network (Hedlung and Hederson 1999). The simulation showed that the two termite species could increase P_{branch} and P_{term} together to achieve intermediate connectivity and thereby improve foraging efficiency.

The results may be inconsistent with field observations because there may be other constraint conditions such as soil hydrology or soil particle size associated with the physical environment. Soil characteristics may, in turn, interact with resource abundance to affect tunnel search patterns. For instance, termites could decrease tunnel growth in areas with poor soil conditions and increase the extent of tunnels in other areas. Although the simulation may not provide exact predictions of termite behavior in the field, the results of

this study provide insights into the foraging strategy that could be used by termites to improve foraging efficiency. The results also suggest directions for future empirical investigations of termite foraging strategy.

Acknowledgements

This research was supported by National Institute for Mathematical Sciences.

References

- Cain ML, Eccleston J, Karieva PM. 1985. The influence of food plant dispersion on caterpillar searching success. *Ecological Entomology* 10: 1–7.
- Diekmann U, Law R, Metz JAJ. 2000. *The Geometry of Ecological Interactions*, Cambridge University Press.
- Emlen JM. 1966. The role of time and energy in food preference. *The American Naturalist* 100: 611–617.
- Fiedler M. 1973. Algebraic connectivity of graphs. *Czechoslovak Mathematical Journal* 23: 298–305.
- Focardi S, Marcellini P, Montanaro P. 1996. Do ungulates exhibit a food density threshold? A field study of optimal foraging and movement patterns. *Journal of Animal Ecology* 65: 606–620.
- Gallagher NT, Jones SC. 2005. Effects of resource availability on search tunnel construction by the eastern subterranean termite, *Reticulitermes flavipes* (Isoptera: Rhinotermitidae). *Sociobiology* 45(3): 553–563.

- Gillingham MP, Bunnell FL. 1989. Effects of learning on food selection and searching behavior of deer. *Canadian Journal of Zoology* 67: 24–32.
- Grace JK, Abdallay A, Farr KR. 1989. Eastern subterranean termite foraging (Isoptera: Rhinotermitidae) territories and populations in Toronto. *The Canadian Entomologist* 121: 551–556.
- Grone R, Merris R. 1987. Algebraic connectivity of trees. *Czechoslovak Mathematical Journal* 37: 660-670.
- Hartigan JA, Wong MA. 1979. A k-means clustering algorithm. *Applied Statistics* 28: 100–108.
- Hedlung JC, Henderson G. 1999. Effect of available food size on search tunnel formation by the Formosan subterranean termite (Isoptera: Rhinotermitidae). *Journal of Economic Entomology* 92: 610-616.
- LaFage JP, Nutting WL, Haverty MI. 1973. Desert subterranean termite: a method for studying foraging behavior. *Environmental Entomology* 2: 954–956.
- Launchbaugh KL. 1996. Biochemical aspects of grazing behavior. In: J. Hodgson and A.W. Illius. *The ecology and management of grazing systems*, 159-184. CAB International
- Lee SH, Bardunias P, Su NY. 2006. Food encounter rates of simulated termite tunnels with variable food size/distribution pattern and tunnel branch length. *Journal of Theoretical Biology* 243: 493–500.
- Lee SH, Bardunias P, Su NY. 2007a. Optimal length distribution of termite tunnel branches for efficient food search and resource transportation. *BioSystems* 90: 802–807.
- Lee SH, Bardunias P, Su NY. 2008a. Two strategies for optimizing the food encounter rate of termite tunnels simulated by a lattice mode. *Ecological Modelling* 213: 381-388.
- Lee SH, Bardunias P, Su NY. 2008b. Rounding a Corner of a Bent Termite Tunnel and Tunnel Traffic Efficiency. *Behavioural Processes* 77: 135-138.
- Lee SH, Su NY. 2009b. The influence of branching tunnels on subterranean termites' foraging efficiency: Consideration for simulations. *Ecological Informatics* 4: 152-155.
- Lee SH, Su NY, Bardunias P, Li HF. 2007b. Food encounter rate of simulated termite tunnels in heterogeneous landscapes. *Biosystems* 90: 314-322.
- Lee SH, Su NY, Lee M. 2009a. Why is the number of primary tunnels of the formosan subterranean termite, *Coptotermes formosanus* Shiraki (Isoptera: Rhinotermitidae), restricted during foraging? *Journal of Asia-Pacific Entomology* 12: 151-154.
- Lee SH, Yang RL and Su NY. 2008c. Surface irregularity induced-tunneling behavior of the Formosan subterranean termite. *Behavioural Processes* 78: 473-476.
- MacArthur RH, Pianka, E.R. 1966. On optimal use of a patchy environment. *The American Naturalist* 100: 603–610.
- Merris R. 1998. Laplacian graph eigenvectors. *Linear Algebra and its Applications* 278: 221-236.

Okubo A. 1980. *Diffusion and Ecological Problems: Mathematical Models*. Springer-Verlag.

Pyke GH. 1978. Optimal foraging in hummingbirds: testing the marginal value theorem. *American Zoologist* 18: 739-752.

Rousseeuw PJ. 1987. Silhouette: a graphical aid to the interpretation and validation of cluster analysis. *Journal of Computational and Applied Mathematics* 20: 53–65.

Shlesinger MF, Zaslavsky G, Frisch U. (Eds.), 1995. *Levy Flights and Related Topics in Physics*. Springer.

Su NY, Stith BM, Puche H, Bardunias P. 2004. Characterization of tunneling geometry of subterranean termites (Isoptera: Rhinotermitidae) by computer simulation. *Sociobiology* 44: 471-483.

Su NY, Tamashiro M, Yates JR, Havety MI. 1984. Foraging behavior of the Formosan subterranean termite (Isoptera: Rhinotermitidae). *Environmental Entomology* 13: 1466–1470.

Werner, EE., Mittelbach, GG. 1981. Optimal foraging: field tests of diet choice and habitat switching. *American Zoology* 21: 813-829.

Zimmer-Faust, RK. 1987. Crustacean chemical perception: Towards a theory on optimal chemoreception. *The Biological Bulletin* 172: 10-29.

Zimmerman M. 1981. Optimal foraging, plant density and the marginal value theorem. *Oecologia* 49: 148-153.