

The Temporal Pattern of Mating Behavior of the Fruit Fly, *Anastrepha zenilldae* in the Laboratory

Authors: de Almeida, Lucia M., Araújo, Arrilton, Mendes, Norma H.D., de Souza, João M.G.A., and Menezes, Alexandre A.L.

Source: Journal of Insect Science, 11(151) : 1-9

Published By: Entomological Society of America

URL: <https://doi.org/10.1673/031.011.15101>

BioOne Complete (complete.BioOne.org) is a full-text database of 200 subscribed and open-access titles in the biological, ecological, and environmental sciences published by nonprofit societies, associations, museums, institutions, and presses.

Your use of this PDF, the BioOne Complete website, and all posted and associated content indicates your acceptance of BioOne's Terms of Use, available at www.bioone.org/terms-of-use.

Usage of BioOne Complete content is strictly limited to personal, educational, and non - commercial use. Commercial inquiries or rights and permissions requests should be directed to the individual publisher as copyright holder.

BioOne sees sustainable scholarly publishing as an inherently collaborative enterprise connecting authors, nonprofit publishers, academic institutions, research libraries, and research funders in the common goal of maximizing access to critical research.



The temporal pattern of mating behavior of the fruit fly, *Anastrepha zenilldae* in the laboratory

Lucia M. de Almeida^{1a*}, Arrilton Araújo^{2b}, Norma H.D. Mendes^{3c}, João M.G.A. de Souza^{3d}, Alexandre A.L. Menezes^{1e}

¹ Laboratório de Cronobiologia, Departamento de Fisiologia; Universidade Federal do Rio Grande do Norte

² Laboratório de Biologia Comportamental, PPG em Psicobiologia, Universidade Federal do Rio Grande do Norte

³ Laboratório de Biologia Evolutiva de Insetos, Departamento de Biologia Celular e Genética, Universidade Federal do Rio Grande do Norte

Abstract

The state of Rio Grande do Norte is an important fruit-producing and exporting area in northeastern Brazil. The success of this industry depends on fruit fly population control, especially in fly-free exporting zones. However, many fruits are not exported because of quarantine restrictions imposed by importing countries. A survey in the state has detected a considerable increase of the fruit fly, *Anastrepha zenilldae* Zucchi (Diptera: Tephritidae), probably a result of the introduction of irrigated guava orchards that make fruit available all year. Knowledge of the sexual behavior of Tephritidae has great importance to pest control programs, particularly those that employ the Sterile Insect Technique. In order to characterize the reproductive behavior of *A. zenilldae*, 32 individuals (16 males; 16 females) in each of six generations were submitted to an artificial 12:12 L:D cycle (750: < 1 lux, lights on 07:00-19:00) and observed over their lifetimes. The courtship and copulation occurred in leks and the episodes varied with the time of day, courtship being most frequent between zeitgeber time (ZT) 3 and ZT 7, peaking at ZT 5-6. Copulations occurred between ZT 2 and ZT 8, with a higher frequency between ZT 5-7 and a peak at ZT 6. Mean duration was 0.28 ± 0.03 min/male (range: 5-163 min). Males in the leks attempted to copulate mainly between ZT 3 and ZT 7 with a peak at ZT 6, and males outside leks peaked at ZT 7. The different timing of sexual behaviors among related sympatric species, including *A. zenilldae*, may contribute to species isolation.

Keywords: copulation, courtship, reproductive isolation, temporal isolation

Correspondence: ^a lalmeida19@yahoo.com.br, ^b arrilton@gmail.com, ^c enorma_helena@yahoo.com.br, ^d jmsouza@cb.ufrn.br, ^e amenezes@cb.ufrn.br, * Corresponding author

Editor: Oliver Yves Martin was Editor of this paper.

Received: 22 July 2010, **Accepted:** 21 December 2010

Copyright : This is an open access paper. We use the Creative Commons Attribution 3.0 license that permits unrestricted use, provided that the paper is properly attributed.

ISSN: 1536-2442 | Vol. 11, Number 151

Cite this paper as:

De Almeida LM, Araújo A, Mendes NHD, de Souza JMGA, Menezes AAL. 2011. The temporal pattern of mating behavior of the fruit fly, *Anastrepha zenilldae* in the laboratory. *Journal of Insect Science* 11:151 available online: insectscience.org/11.151

Introduction

Northeastern Brazil has recently joined world market as a major exporter of tropical fruits, and Rio Grande do Norte has a prominent position in this arena due to increased irrigation of semi-arid areas. Therefore, the need for pest control methods have also increased and the knowledge of reproductive behavior of tephritid fruit flies is relevant to improve monitoring, control, and eradication techniques.

One of the economically important species present is the fruit fly, *Anastrepha zenildae* Zucchi (Diptera: Tephritidae), a widely distributed generalist commonly attacking guava, *Psidium guajava*. The large numbers of *A. zenildae* and of the closely related and morphologically similar *A. sororcula* in guavas is probably due to the introduction of irrigated orchards that produce fruits year round (Moura and Moura 2006; Araújo et al. 2005; Araújo and Zucchi 2003; Zucchi 2000; Cannal et al. 1998; Araújo et al. 1996). Among *Anastrepha* species it is common to find sympatric species that use the same hosts (Zucchi 1988). In these instances, species isolation is presumably maintained by poorly understood isolating mechanisms, one of which might be differences in the diel patterning of sexual behaviors.

Anastrepha species exhibit species-specific temporal patterns of courtship and mating, possibly because of allochronic speciation or through divergence of a pre-copulatory isolating mechanism (Henning and Matioli 2006; Aluja et al. 2000, 2002; Selivon and Morgante 1997; Malavasi et al. 1983; Morgante et al. 1993). In *Bactrocera*, another species of economic interest, it has been suggested that circadian mating activity

rhythms may cause allochronic species isolation (An et al. 2002, 2004; Miyatake et al. 2002).

Knowledge of the temporal aspects of reproduction is a tool to help develop monitoring programs of sympatric and morphologically similar species, and to optimally apply control techniques such as the release of sterile males. This study describes the courtship and mating behaviors of *A. zenildae*.

Materials and Methods

Subjects and maintenance conditions

Anastrepha zenildae specimens were obtained from infested juá fruits, *Zizipus joazeiro* Martius (Rosales: Rhamnaceae) collected in the semi-arid region in the Rio Grande do Norte, Brazil (5° 11' 16" S, 37° 20' 38" W). The fruits were put in plastic trays with a vermiculite layer that was sorted once a week to collect the pupae. After adult emergence individuals were identified, separated by sex, and transferred to plastic cages (30 × 30 × 30 cm). The cages were kept in a room with controlled temperature (26 ± 2 °C), 12:12 L:D cycle (750: < 1 lux, lights on from 07:00 to 19:00), and were supplied with water and an artificial diet (protein hydrolysate, Sustagen (www.sustagen.com.au), bee honey, unrefined sugar, yeast extract, and refined sugar) *ad libitum*.

The papaya, *Carica papaya* L. (Brassicales: Caricaceae) was used as a substrate for oviposition and larval development of females (generation F1 to F5). The papaya was then placed in a sterile vermiculite and sieved at intervals of seven days for the collection of pupae; individuals were counted and separated into lots labeled with the date collected so that

each batch of pupae corresponded to individuals of the same age.

The first generation born in the laboratory was the parental population. This population was conditioned in several rearing cages (sub-populations); all were maintained with the same diet and environmental conditions. Each following generation was formed by the mating individuals from the various sub-populations chosen at random. Males and females for the experiments were randomly chosen among sub-populations and taken to the testing room and kept in cages; diet and environmental conditions were similar to the rearing cages/room.

Behavioral observations

Behavioral observations were made over six generations (parental to F5). Sixteen sexually mature adults (14th – 16th day after hatching) of each sex in all generations were randomly selected, totaling 96 males and 96 females, and were observed in plastic cages (30 × 30 × 30 cm) under the light, temperature, and diet condition described above conditions.

The observations occurred during the photophase (07:00 – ZT0 lights on time) and scotophase (19:00 – ZT12 lights off time) on three consecutive days for each generation (36 hours/generation) for a total of 432 hours of behavior recording. During the photophase, flies remained under 750 lux lighting intensity and scotophase under red light with < 1 lux intensity.

Courtship and mating behaviors were recorded on a check sheet and video camera using the “all occurrences” technique (Martin and Bateson 1994). The duration, time of occurrence, and frequency of each behavior was registered. The following behaviors were recorded: pheromone emission by male,

characterized by the protrusion of the anal membranes (Sivinski and Burk 1989); lek formation, where three or more males were grouped and displayed according to the definition of Aluja and Brike (1983); copulation attempt, when the male mounted the female with no aedeagus insertion into the female’s ovipositor; copulation, when the male inserted the aedeagus into the female’s ovipositor (Sugayama and Malavasi 2000).

Data analysis

Recorded behaviors were compared considering the time of day as a factor. The Kolmogorov-Smirnov test was performed for normality, and results indicated that the distribution of the data did not follow a normal distribution ($p < 0.01$) (Howell 1992). So, Friedman’s Anova by rank (χ^2_r) and Wilcoxon matched pair tests were applied using the software Statistica® 7.1 (www.statsoft.com).

Results

The sexual behavior of *A. zenildae* comprised two phases: the courtship (calling behavior) and copulation. Male calling behavior was characterized by the wings vibrating orthogonally to the body axis, followed by pheromone emission via expansion of the lateral portions of the abdomen and exertion

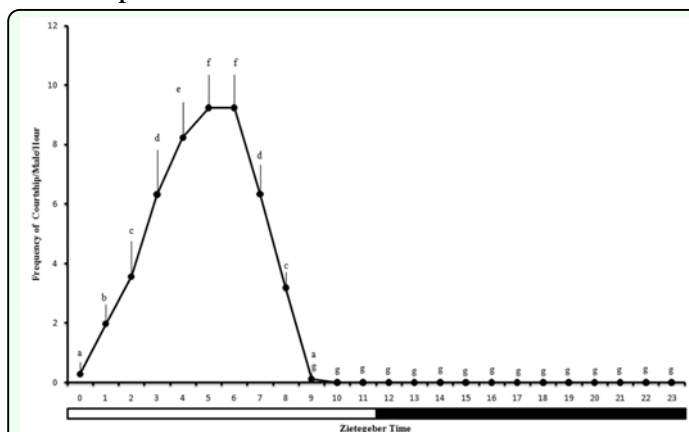


Figure 1. Frequency (mean ± SD) of courtship episodes of *Anastrepha zenildae* males/cage. (ZT0 = lights on time, ZT12 = lights off time). Columns with the same letters are statistically similar by Wilcoxon’s test. High quality figures are available online.

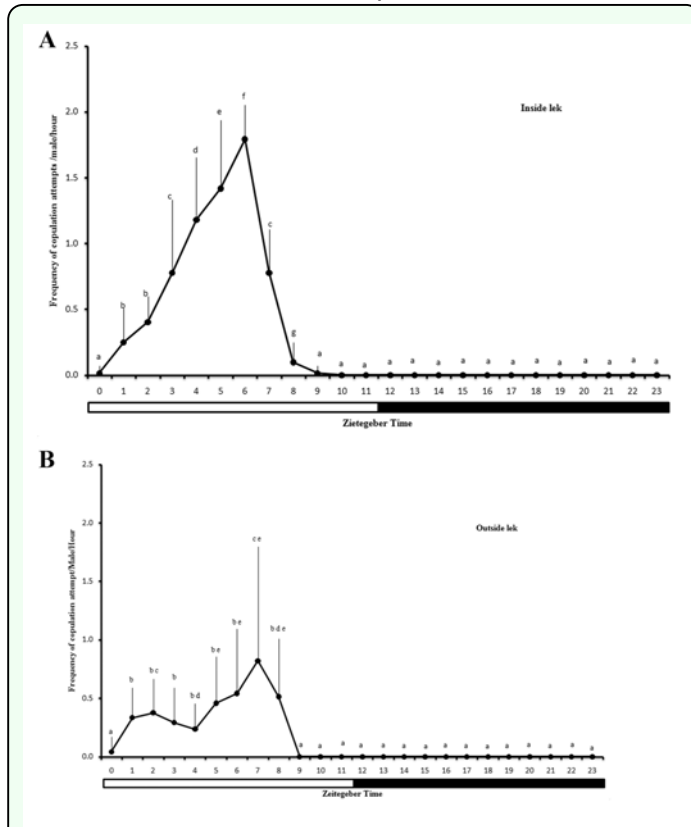


Figure 2. Frequency (mean \pm SD) of copulation attempts of *Anastrepha zenildae* males/cage (A) inside or (B) outside the lek. (ZT0 = lights on time, ZT12 = lights off time). Columns with the same letters are statistically similar by Wilcoxon's test. High quality figures are available online.

of the anal membranes. Males moved rapidly in circles and vibrated their wings. These vibrations produced sounds and probably dispersed the pheromone. At this stage the male usually touched the substrate with his protruded anal region. Typically the male would start calling and afterwards other males would group around the first one, forming a common display area (lek). The lek was always composed of 6.0 ± 1.0 males ($n = 651$ leks, all generations).

The courtship behavior varied according to the time of the day ($\chi^2_r = 400.4$; $p < 0.01$); episodes occurred most frequently between ZT2 and ZT8, and peaked between ZT4 and ZT5 (Figure 1).

Copulation attempts by males were observed during the courtship inside or outside of the

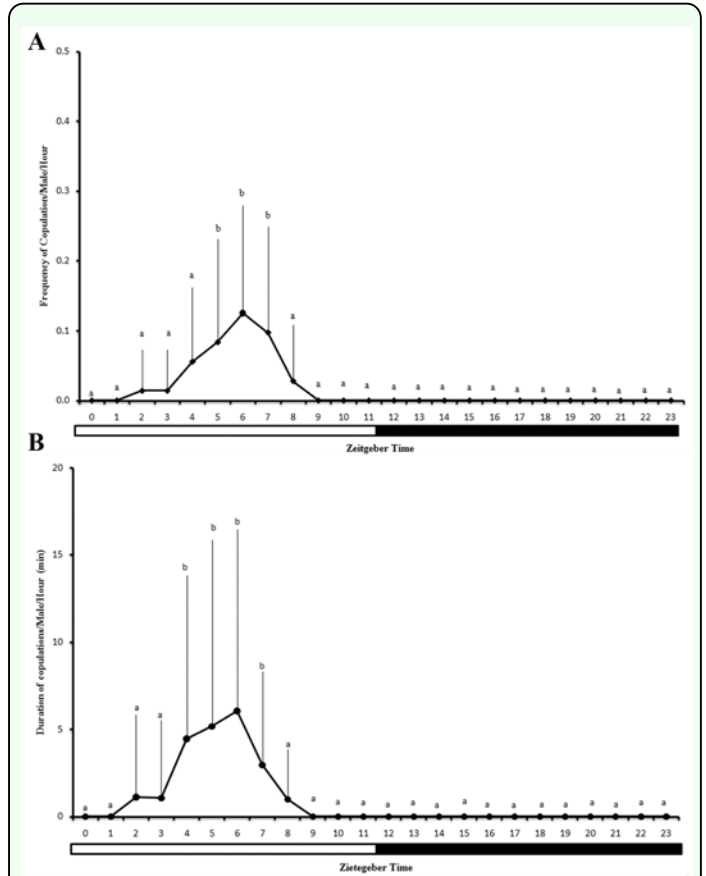


Figure 3. (A) Frequency of copulation and (B) duration of copulation (mean \pm SD) of *Anastrepha zenildae* copulations/cage. (ZT0 = lights on time, ZT12 = lights off time). Columns with the same letters are statistically similar by Wilcoxon's test. High quality figures are available online.

leks. A mean of 2.2 copulations attempts/male/hour inside the leks were recorded, with highest frequency between ZT3 and ZT7 (88.4% of the attempts), and a peak at ZT6 ($\chi^2_r = 371.7$; $p < 0.01$) (Figure 2A). A mean of 1.2 copulations attempts/male/hour were recorded outside the leks, with a peak at ZT 7 ($\chi^2_r = 273.7$; $p < 0.01$) (Figure 2B).

Effective copulation (genital coupling) was observed from ZT2 to ZT8. This behavior had its highest frequency between ZT 5 and ZT 7, with a peak at ZT 6 (30%) ($\chi^2_r = 109.5$; $p < 0.01$) (Figure 3A). The mean duration of copulation was 0.28 ± 0.03 min (mean \pm SE, range 5.0-1630.0 min), and the longest

couplings occurred between ZT4 and ZT7 ($\chi^2 = 108.0$; $p < 0.01$) (Figure 3B).

Discussion

Sexually active *A. zenildae* males form groups and display courtship behavior to attract females. The group formation is typical of a lek strategy and has been observed for many species of the genus *Anastrepha*, such as *A. grandis* (Silva 1991), *A. striata* (Aluja et al. 1993; Selivon 1991), *A. pseudoparalela* (Teles da Silva et al. 1985), *A. serpentina* (Aluja et al. 1989), and various species of the *fraterculus* group to which *A. zenildae* belongs, including *A. ludens*, *A. obliqua* (Díaz-Fleisher et al. 2009; Aluja et al. 1983), *A. suspensa* (Dodson 1982), *A. fraterculus* (Morgante et al. 1983), and *A. sororcula* (Teles da Silva et al. 1985). In the *fraterculus* group, host ranges of sympatric species sometimes overlap.

In this study, the photoperiod started two hours after the mean time of natural sunrise. In order to compare our results with those obtained for other species under natural conditions, the sunrise was set to happen at five hours to the ZT time. Thus, ZT 0 corresponds to 05:00, which is the mean time of sunrise in our latitude (5° 11' 16"S). Considering the corrected time, the sexual behavior of *A. zenildae* begins in the morning. The courtship episodes considerably increases as time advances, showing a peak between 10:00 and 11:00. Males inside of the leks attempted to copulate more than males outside of the leks, with a peak at 11:00. This time is coincident with the peak for effective copulations. Peak attempts by males outside leks occurred at 12:00. This implies that sexual behavior of *A. zenildae* occurs mainly before noon. This is earlier than the time

recorded in other species such as *A. sororcula* and *A. obliqua*, but similar to *A. fraterculus*.

According to Oliveira and Macedo (2002), these species are sympatric with *A. zenildae* in many areas in Rio Grande do Norte. In *A. sororcula*, courtship and copulations occur from late afternoon to early evening (16:00-19:00) (Aluja et al. 2000; Telles da Silva 1985). In *A. obliqua*, some geographical differences occur in the temporal patterns of sexual behavior. In Mexico, Aluja and Birke (1993) observed a bimodal pattern with a greater peak in the morning and a lesser one in the afternoon. López-Guillén et al. (2008) found that males of this species released volatiles all day, but the amount of volatiles was higher in the early morning. In Brazil, the courtship and copulation activities of *A. obliqua* are concentrated in the afternoon with a peak at 15:30-16:30 (Henning and Matioli 2006). In *A. fraterculus*, sexual behavior occurs in the morning (07:00-11:00) with a peak at 09:00 (Malavasi et al. 1983; Morgante et al. 1983). Copulation attempts by males outside leks were also observed in *A. suspensa* (Burk 1983; Sivinski 1989) and *A. ludens* (Robacker et al. 1991), and showed prominent peaks between 14:00 and 17:00, respectively (Burk 1983; Dodson 1982).

Anastrepha zenildae does not show any mating activity in the dark. Around two to three hours before ZT12 (light off), all mating behaviors ceased to happen, returning to be displayed only after ZT0 (light on) (Figure 1). According to the literature, only *A. sororcula* presents mating activity in dark (16:00-19:00) (Aluja et al. 2000; da Silva Telles 1985), similar to *Drosophila* species. Mating activity in both light and dark phases was described for seven species of *Drosophila*, and showed highly variable intensity of mating activity in the dark and dependent on the wavelength of

light (Sakai et al. 1997, 2002). This effect was not observed in our data, since the light intensity and wavelength were set in light and dark times.

The results show that despite sexual behaviors being similar to other *Anastrepha* species, those of *A. zenildae* did not occur at the same time as other species in the same species group. This temporal isolation may act as a reproductive isolating mechanism among the various sympatric species. Morgante et al. (1993) and Aluja (1993) suggested that temporal isolation in *Anastrepha* might allow for sympatric speciation within the genus. In summary, the results indicate that mating activity of *A. zenildae* occurs exclusively during the light phase, acting as a reproductive isolating mechanism among sympatric species.

Acknowledgements

We thank Dr. J. Sivinski, Dr. Maria de Fátima Arruda, and anonymous referees for their critical assessment of the manuscript. We also thank Universidade Federal do Rio Grande do Norte for logistical support, and the Conselho Nacional de Desenvolvimento Científico e Tecnológico (CNPq) (Grant n° 401738/2007-8 and 307418/2009-0), Coordenação de Aperfeiçoamento de Pessoal de Nível Superior (CAPES) for financial support.

References

- Aluja M. 1993. Basic patterns of behavior in wild *Anastrepha striata* (Diptera: Tephritidae) flies under field cage conditions. *Annals of the Entomological Society of America* 86: 776-793.
- Aluja M, Hendrichs J, Cabrera M. 1983. Behavior and interactions between *Anastrepha ludens* (Loew) and *A. obliqua* (Macquart) on field cage mango tree I. Lekking behavior and male territoriality. In: Cavalloro R, Editor. *Fruit Flies of Economic Importance*. pp. 122-133. A.A. Balkema.
- Aluja M, Cabrera M, Guillén J, Celedonio H. 1989. Behavior of *Anastrepha ludens*, *A. obliqua* and *A. serpentina* (Diptera: Tephritidae) on a wild mango tree (*Mangifera indica*) harbouring three McPhail traps. *Insect Science and its Application* 10: 309-318.
- Aluja M, Birke A. 1993. Habitat use by *Anastrepha obliqua* flies (Diptera: Tephritidae) in a mixed mango and tropical plum orchard. *Annals of the Entomological Society of America* 86: 799-812.
- Aluja M, Pinero J, Jácome I, Diaz-Fleischer F, Sivinsk J. 2000. Behaviour of Flies in the genus *Anastrepha* (Trypetinae:Toxotrypanini). In: Aluja M, Norbom A, Editors. *Fruit Flies (Tephritidae): Phylogeny and Evolution of Behavior*. pp. 375-406. CRC Press.
- An X, Wilkes K, Bastian Y, Morrow JL, Frommer M. 2002. The periodic gene in two species of tephritid fruit fly differentiated by mating behavior. *Insect Molecular Biology* 11: 419-430.
- An X, Tebo M, Song S, Frommer M, Raphael KA. 2004. The cryptochrome (cry) gene and a mating isolation mechanism in tephritid fruit flies. *Genetics* 168: 2025-2036.
- Araújo EL, Zucchi RA, Cannal DNA. 1996. Caracterização e ocorrência de *Anastrepha zenildae* Zucchi (Díptera: Tephritidae) e seus parasitóides (Hymenoptera: Braconidae) numa nova planta hospedeira, no Rio Grande do Norte. *Anais da Sociedade Entomológica do Brasil* 25(1): 147-150.

Araújo EL, Medeiros MKM, Silva VE, Zucchi RA. 2005. Moscas–das–frutas (Diptera: Tephritidae) no Semi–Árido do Rio Grande do Norte: Plantas hospedeiras e índices de infestação. *Neotropical Entomology* 34: 889-894.

Araújo EL, Zucchi RA. 2003. Moscas–das–frutas (Díptera: Tephritidae) em goiaba (*Psidium guajava* L.), em Mossoró/Assu, RN. *Arquivos do Instituto Biológico São Paulo* 70: 73-77.

Burk T. 1983. Behavioral ecology of mating in the Caribbean fruit flies, *Anastrepha suspensa* (Loew) (Díptera: Tephritidae). *Florida Entomologist* 66: 330-344.

Cannal DNA, Alvarenga CD, Zucchi RA. 1998. Níveis de infestação de goiaba por *Anastrepha zenildae* Zucchi (Díptera: Tephritidae), em pomares comerciais do Norte de Minas Gerais. *Anais da Sociedade Entomológica do Brasil* 27: 657-661.

Díaz-Fleischer F, Arredondo J, Aluja M. 2009. Enriching early adult environment affects the copulation behaviour of a tephritid fly. *Journal of Experimental Biology* 212: 2120-2127.

Dodson G. 1982. Mating and territoriality in wild *Anastrepha suspensa*, (Diptera: Tephritidae) in field cages. *Journal of the Georgia Entomological Society* 17: 189-200.

Henning F, Matioli SR. 2006. Mating time of the West fruit fly *Anastrepha obliqua* (Macquart) (Diptera: Tephritidae) under laboratory conditions. *Neotropical Entomology* 35: 145-148.

Howell DC. 1992. *Statistical methods for psychology*, 3rd edition. Duxbury Press.

López-Guillén G, Cruz-López L, Malo EA, González-Hernández H, Cazares CL, López-Collado J, Toledo J, Rojas JC. 2008. Factors influencing the release of volatiles in *Anastrepha obliqua* males (Diptera: Tephritidae). *Environmental Entomology* 37: 876-882.

Martin P, Bateson P. 1994. *Measuring Behaviour: An Introductory Guide*, 2nd edition. Cambridge University Press.

Malavasi A, Morgante JS, Prokopy RJ. 1983. Distribution and activities of *Anastrepha fraterculus* (Diptera: Tephritidae) flies on host and nonhost trees. *Annals of the Entomological Society of America* 76: 286-292.

Miyatake T, Matsumoto A, Matsuyama T, Ueda H, Toyosato T. 2002. The period gene and allochronic reproductive isolation in *Bactrocera cucurbitae*. *Proceedings of the Royal Society of London B–Biological Sciences* 269: 2467-2472.

Morgante JS, Malavasi A, Prokopy RJ. 1983. Mating behavior of wild *Anastrepha fraterculus* (Diptera: Tephritidae) on caged host tree. *Florida Entomologist* 66: 234-241.

Morgante JS, Selivon D, Solferini VN, Matioli SR. 1993. Evolutionary patterns in specialist and generalist species of *Anastrepha*. In: Aluja M, Liedo P, Editors. *Fruit Flies: Biology and Management*. pp. 15-20. Springer–Verlag.

Moura AP, Moura DCM. 2006. Espécies de moscas–das–frutas (Diptera: Tephritidae) associadas à cultura da goiabeira (*Psidium*

guajava Linnaeus) em Fortaleza, Ceará. *Arquivos do Instituto Biológico São Paulo* 73: 65-71.

Oliveira LMFS, Macedo FP. 2002. Flutuação Populacional de Moscas-das-frutas em pomar comercial de goiaba (*Pisidium guajava* L.). *Anais do 19º do Congresso Brasileiro de Entomologia*, p. 200.

Robacker DC, Mangan RL, Moreno DS, Tarshis-Moreno AM. 1991. Mating behavior and male mating success in wild *Anastrepha ludens* (Diptera: Tephritidae) on field cage host tree. *Journal of Insect Behavior* 4: 471-487.

Sakai T, Isono K, Tomaru M, Oguma Y. 1997. Contribution by males to intraspecific variation of the light dependency of mating in the *Drosophila melanogaster* subgroup. *Genes and Genetic Systems* 72: 269-274.

Sakai T, Isono K, Tomaru M, Fukatami A, Oguma Y. 2002. Light wavelenght dependency of mating activity in the *Drosophila melanogaster* species subgroup. *Genes and Genetic Systems* 77: 187-195.

Segura D, Petit-Marty N, Sciurano R, Vera T, Calcagno G, Allinghi A, Cendra PG, Cladera J, Vilardi J. 2007. Lekking behavior of *Anastrepha fraterculus* (Diptera: Tephritidae). *Florida Entomologist* 90: 154-162.

Selivon D. 1991. *Alguns aspectos do comportamento de Anastrepha striata Schiner e Anastrepha bistrigata Bezzi* (Diptera: Tephritidae). Dissertação de Mestrado IB/USP, São Paulo SP, Brasil.

Selivon D, Morgante JS. 1996. Reproductive isolation between *Anastrepha bistrigata* and

Anastrepha striata (Diptera: Tephritidae). *Brazilian Journal of Genetics* 20: 583-585.

Selivon D, Morgante JS. 1997. Reproductive isolation between *Anastrepha bistrigata* and *A. striata* (Diptera: Tephritidae). *Brazilian Journal of Genetics* 20: 583-585.

Silva JG. 1991. *Biologia e Comportamento de Anastrepha grandis* (Macquart, 1846) (Diptera: Tephritidae). Master's Thesis, Instituto de Biociências da Universidade de São Paulo, São Paulo, Brasil.

Sivinski J. 1989. Lekking and the small-scale distribution of the sexes in the Caribbean fruit fly, *Anastrepha suspense* (Loew). *Journal of Insect Behavior* 2: 3-13.

Sivinski J, Burk T. 1989. Reproductive and mating behaviour. In: Robinson AS, Hooper G, Editors. *World Crop Pests. Fruit flies: Their biology, natural enemies and control*. pp. 345-350. Elsevier Science.

Sugayama RL, Malavasi A. 2000. Ecologia Comportamental. In: Malavasi A, Zucchi RA, Editors. *Moscas-das-frutas de Importância Econômica no Brasil Conhecimento Básico e Aplicado*. pp. 99-108. FAPESP-Holos Editora.

Teles-da-Silva MC, Polloni YJ, Bressan S. 1985. Mating behavior of some fruit flies of the genus *Anastrepha* Schiner, 1868 (Diptera: Tephritidae) in the laboratory. *Revista Brasileira de Entomologia* 29: 155-164.

Zucchi R. 1988. Moscas-das-frutas (Diptera:Tephritidae) no Brasil: Taxonomia, distribuição geográfica e hospedeiros. In: Souza HML, Editor. *Moscas-das-frutas no Brasil*. pp. 1-10. Fundação Cargil.

Zucchi RA. 2000. Espécies de *Anastrepha*,
sinonímias, plantas hospedeiras e parasitóides,
In: Malvasi A, Zucchi RA, Editors. *Moscas-
das-frutas de importância econômica no
Brasil. Conhecimento básico e aplicado*. pp.
41-48. Fapesp-Holos Editora.