



Circular Distribution Pattern of Plant Modulators and Endophagous Herbivory within Tree Crowns: The Impact of Roadside Light Conditions

Authors: Dai, Xiao-Hua, Xu, Jia-Sheng, and Ding, Xing-Lu

Source: Journal of Insect Science, 13(141) : 1-17

Published By: Entomological Society of America

URL: <https://doi.org/10.1673/031.013.14101>

BioOne Complete (complete.BioOne.org) is a full-text database of 200 subscribed and open-access titles in the biological, ecological, and environmental sciences published by nonprofit societies, associations, museums, institutions, and presses.

Your use of this PDF, the BioOne Complete website, and all posted and associated content indicates your acceptance of BioOne's Terms of Use, available at www.bioone.org/terms-of-use.

Usage of BioOne Complete content is strictly limited to personal, educational, and non - commercial use. Commercial inquiries or rights and permissions requests should be directed to the individual publisher as copyright holder.

BioOne sees sustainable scholarly publishing as an inherently collaborative enterprise connecting authors, nonprofit publishers, academic institutions, research libraries, and research funders in the common goal of maximizing access to critical research.



Circular distribution pattern of plant modulars and endophagous herbivory within tree crowns: The impact of roadside light conditions

Xiao-Hua Dai^{1,2a*}, Jia-Sheng Xu^{1b}, and Xing-Lu Ding^{1c}

¹School of Life and Environmental Sciences, GanNan Normal University, Ganzhou 341000, China

²National Navel-Orange Engineering Research Center, Ganzhou 341000, China

Abstract

The circular distributions of plant modulars (branches, leaves) and endophagous herbivory (mines, galls) were investigated within the crowns of four dominant Fagaceae trees in a subtropical evergreen broadleaf forest at Jiulianshan National Nature Reserve, Jiangxi, China. The hypothesis is that more plant modulars and more endophagous herbivory should occur in the crown area perpendicular to the roads. Circular statistical techniques were used to verify new patterns of the impact of roads on plants and insects. The results confirmed that the roadside light environments had larger impacts on the circular distribution patterns of plant modulars than those of leaf herbivores. For herbivores, the impact of light was larger on mine distribution than on gall distribution. The branches of all four tree species were concentrated in the direction perpendicular to the roads. In the preferred direction, branches were longer and higher. More leaves, more mines, and more galls were found surrounding the preferred branch direction. In general, leaf miners and leaf galls preferred leaves in the sun over those in the shade; however, leaf galls had a lower degree of preference for sun than leaf miners. Different endophagous insects also showed clear interspecific differences in sun/shade leaf selection.

摘要

调查了中国江西九连山国家级自然保护区亚热带常绿阔叶林的四种壳斗科优势树种树冠上的植物构件（枝、叶）和内食性昆虫取食状（潜道、虫瘿）的圆形分布。本文的假说是更多的植物构件和内食性取食状分布于与小路相垂直的树冠区域。圆形分布统计技术用于证明小路对植物和昆虫影响的这种有趣的新格局。结果证实，路边光环境对植物构件圆形分布格局的影响要比对食叶昆虫的大；对于内食性昆虫而言，光环境对潜道分布的影响要比虫瘿分布的影响大。四个树种的枝条都集中分布在垂直于小路的方向上。在这首选方向上，枝条更长更高。有更多的叶片、潜道和虫瘿出现在枝条的首选方向上。潜叶昆虫和造瘿昆虫总体上更偏嗜阳叶而不是阴叶；但是，造瘿昆虫的这种偏嗜程度要小于潜叶昆虫。不同内食性昆虫的叶片选择存在明显的种间差异。

Keywords: circular statistics, Fagaceae, leaf galls, leaf mines, sun vs. shade responses

Abbreviations: WMV, weighted mean vector

Correspondence: ^a ecoinformatics@gmail.com, ^b 419893498@qq.com, ^c 619742953@qq.com, *Corresponding author

Editor: Nadir Erbilgin was editor of this paper.

Received: 30 May 2012 **Accepted:** 5 May 2013 **Published:** 30 November 2013

Copyright: This is an open access paper. We use the Creative Commons Attribution 3.0 license that permits unrestricted use, provided that the paper is properly attributed.

ISSN: 1536-2442 | Vol. 13, Number 141

Cite this paper as:

Dai X-H, Xu J-S, Ding X-L. 2013. Circular distribution pattern of plant modulars and endophagous herbivory within tree crowns: The impact of roadside light conditions. *Journal of Insect Science* 13:141. Available online: <http://www.insectscience.org/13.141>

Introduction

Shade lessens the number of branches and leaves (Potter 1992; Huber and Stuefer 1997; Bartlett and Remphrey 1998; Lin et al. 2007; Lusk et al. 2008). Leaves in the sun and shade have different physical and chemical characteristics such as leaf size, leaf shape, leaf color, leaf trichome, nutrient content, secondary metabolites, and leaf temperature (Faeth et al. 1981; Rotheray 1987; Collinge and Louda 1988; Basset 1991; Faeth 1991a; Potter 1992; Moller 1995; Connor 2006; Pincebourde et al. 2007). The sun vs. shade distribution of natural enemies and endophytic fungi might affect the leaf miners and plant galls (Fernandes and Price 1992; Wilson and Faeth 2001; Gange et al. 2002; Gange et al. 2007; Horvath and Benedek 2009). Thus, light will act directly or indirectly on the oviposition selection of leaf miners and leaf galls (Connor 2006; Dai et al. 2011).

Different miners and galls show different preference for leaves in the sun or shade on an individual plant. Some leaf miners, such as *Phyllonorycter maestingella*, *Stigmella hemargyrella*, *S. tityrella*, *Cameraria* spp., and *Fenusa absens*, occur more on shaded leaves (Nielsen and Ejlersen 1977; Basset 1991; Faeth 1991a; Faeth 1991b; Smith and Altenhofer 2011); *Eriocraniella* spp., *Neurobathra strigifinitella*, *Dyseriocrania* spp., *Acrocercops* spp., *Bucculatrix cerina*, *Rhyngaenus fagi*, *Stilbosis quadricustatella*, and *Phytomyza ilicicola* are found more on leaves in the sun (Nielsen and Ejlersen 1977; Faeth et al. 1981; Kimmerer and Potter 1987; Simberloff and Stilling 1987; Horvath and Benedek 2009); *Cameraria hamadryadella* and *Eriocrania* spp. prefer equally sun and shade leaves (Brown et al. 1997; Riihimäki et al. 2003; Connor 2006); and *Brachys tessellatus* and *Cameraria ohridella* change their

choices on leaves in the sun or shade in different seasons (Turnbow and Franklin 1981; Horvath and Benedek 2009). For plant galls, some prefer leaves in the sun while others show no preference between leaves in the sun and leaves in the shade (Nielsen and Ejlersen 1977; Basset 1991; Leite et al. 2009).

The studies mentioned above divided a plant crown into two parts, those in the sun and those in the shade. However, branches, leaves, and herbivory in different crown microhabitat area will experience a gradient variation of light levels. If the crown is projected as a circle on a plane, then circular statistical techniques can be adopted to study directional patterns such as crown displacement (Ackerly and Bazzaz 1995; Aradottir et al. 1997; Rouvinen and Kuuluvainen 1997; Muth and Bazzaz 2003; Tarara et al. 2005; Getzin and Wiegand 2007; Schröter et al. 2011), branching and leafing characteristics (Neufeld et al. 1988; Hollinger 1989; Doruska and Burkhart 1995; Gielen et al. 2002; Trincado 2006), and herbivory (Alonso 1997; Bonebrake et al. 2010).

After preliminary investigation, the number of branches, number of leaves, number of leaf mines per leaf, and number of leaf galls per leaf seemed to be different in different tree crown areas. Moreover, plant modulars and leaf herbivores were concentrated in the crown area closer to the roads. In order to show the sophisticated impacts of roadside light environments on plants and insects, circular statistics were adopted to quantify and verify distribution patterns around tree crowns. The following two questions were addressed: (1) Is the density of leaf miners and leaf galls higher in some specific tree crown areas? (2) Are there interspecific differences in circular distribution patterns

among leaf miner species and leaf galler species?

Materials and Methods

Study site

The 134-km² Jiulianshan National Natural Reserve is located in the south of Jiangxi Province, China (24° 29' 18"–24° 38' 55" N, 114° 22' 50"–114° 31' 32" E). It is a mountainous area with an altitude range from 280 to 1,434 m a.s.l. The climate is subtropical, with a mean annual precipitation of 2,156 mm that occurs mainly in the wet season, from February to September. The mean monthly temperature varies from 6.8° C (January) to 24.4° C (July). Major vegetation types include subtropical evergreen broadleaf forest, low hill coniferous forest, bamboo forest, montane dwarf forest, and montane grassland (Liu et al. 2002).

Data collection

In July 2011, leaf herbivory was examined within the crowns of half-shaded understory trees beside small forest roads (Figure 1). Three *Castanopsis carlesii* (Hemsl.) Hayata (Fagales: Fagaceae) individuals with 50 branches, four *C. fabri* Hance with 90 branches, five *C. fargesii* Franch. with 84 branches, and six *Cyclobalanopsis glauca* (Thunb.) Oerst. with 81 branches were sampled. Leaves from the outermost 0.5 m sections of the branches (including large branches and pseudo-branches) were collected and counted for the number of leaves, leaf mines, and leaf galls. The types of leaf mines and leaf galls were decided according to their shape, position, and color (Appendix 1, 2) (Hering 1957; Csóka 1997, 2003; Redfern 2011). The fresh leaf miners were collected from time to time and reared in the laboratory, and photos of leaf miners were sent to taxonomists for identification. The density of one leaf mine type or

one leaf gall type was measured as the number of leaf mines or leaf galls per leaf in each branch. Road directions were pointing from 180° to 0°. The whole crown can be divided into two sides, sun side (0–180°) and shade side (180–360°). Relative azimuths α of each large branch to the road direction were also measured. Branch length was measured from the base of branch to the farthest leaf. Branch height was the height of branch base. The base of one pseudo-branch was put at the base of the large branch where the longer small branch belonged (Figure 1).

Statistical analysis

Data from different individuals of the same tree species were pooled together. Relative azimuths α are angular data. Such angular measurements could be treated as points on one circle. Then, circular statistics were used to compute the mean vector. The mean vector has two properties: mean angle μ and its length r . r falls in the interval $[0, 1]$. r is close to 1 for the data highly concentrated around one direction, and close to 0 for widely dispersed data. Rayleigh's uniformity test was performed to assess the significance of r (Zar 1999; Jammalamadaka and Sengupta 2001; Dai et al. 2007). V-test was used to test whether circular data α have a mean of 90°. A circular histogram was plotted for α , and a circle was drawn on the histogram to show the level of the Rayleigh critical value ($p = 0.05$ here). If the r vector extends beyond the circle, then the Rayleigh test is significant (Figure 2).

For the circular distribution of plant modulars and leaf herbivores, vector pairs were defined to consist of relative azimuths α as a circular variable and one other parameter as a weight variable. The latter could be branch length, branch height, number of leaves per branch, number of leaf mines per leaf, number of leaf

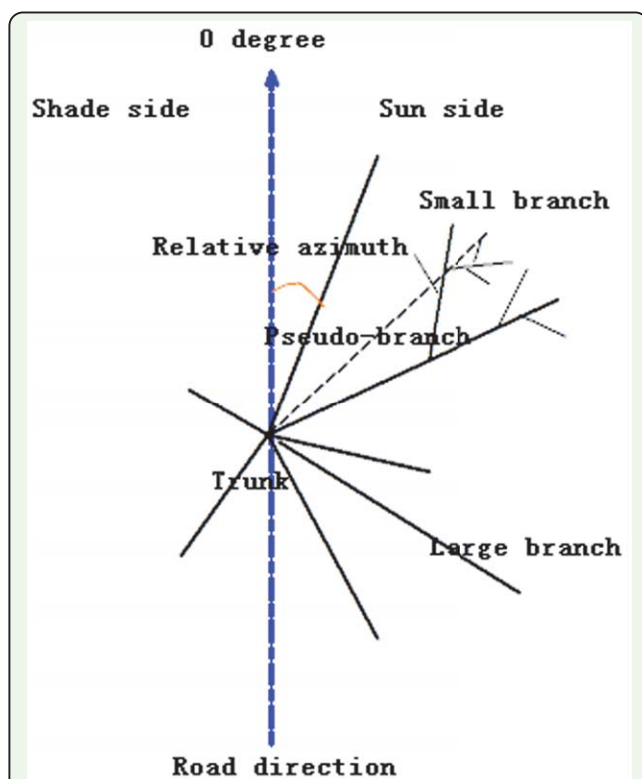


Figure 1. Sampling design of circular distribution data. Each sampled tree was located beside a small forest road. Road direction (thick dashed line) is from lowermost (as 180°) to uppermost (as 0°). Thus the tree crown was divided into two parts: sun side and shade side. Leaves were collected from the outermost 0.5 m section of each large branch (thick solid line). For small branches longer than 0.5 m (thin solid line) that were not located from the above section, a pseudo-branch (thin dashed line) was built in order to collect as many leaves as possible. The direction of a pseudo-branch was pointed to the center of the small branch bundle. Relative azimuth α is the angle between the large branch (and pseudo-branch) and the road, with clockwise as the positive sense of rotation. High quality figures are available online.

galls per leaf, etc. Weighted mean vector (WMV) and its length r (scaled 0–1) were obtained. Moore's modified Rayleigh test was used to test the significance of r here (Zar 1999).

All statistical analyses were conducted in Oriana version 4.00 (Kovach Computing Services, www.kovcomp.co.uk/oriana).

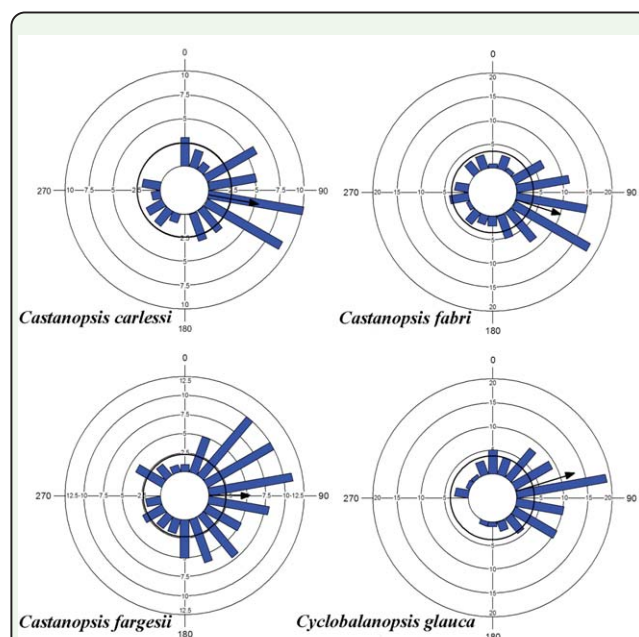


Figure 2. Circular histograms of branches' relative azimuths α within the crowns of four trees. Circular bars indicate the number of observations within each class range and have been centered on 0°. Mean relative azimuth μ is depicted as an arrow, and the arrow length represents the value of r . A solid-line circle was plotted across the bars on each histogram to show the level of the Rayleigh critical value. See text and Figure 1 for more details. High quality figures are available online.

Results

Circular distribution of branches and leaves

Mean relative azimuth μ of branch direction was 100.5° for *C. carlesii*, 107.7° for *C. fabri*, 89.3° for *C. fargesii*, and 72.7° for *C. glauca* (Figure 2). The corresponding r was 0.528, 0.491, 0.423, and 0.637 respectively. Relative azimuths α were not evenly distributed in all directions (Rayleigh tests, $Z = 13.941$, $n = 50$, $p < 0.01$; $Z = 21.681$, $n = 90$, $p < 0.01$; $Z = 15.038$, $n = 84$, $p < 0.01$; and $Z = 32.829$, $n = 81$, $p < 0.01$ for *C. carlesii*, *C. fabri*, *C. fargesii*, and *C. glauca* respectively). Moreover, α concentrated around 90° (V-tests, $V = 0.519$, $n = 50$, $p < 0.01$; $V = 0.468$, $n = 90$, $p < 0.01$; $V = 0.423$, $n = 84$, $p < 0.01$; and $V = 0.608$, $n = 81$, $p < 0.01$ for *C. carlesii*, *C. fabri*, *C. fargesii*, and *C. glauca* respectively).

The WMV of relative azimuths weighted by branch length, by branch height, and by number of leaves per branch were all between $90 \pm 30^\circ$ for four tree species. Moore’s modified Rayleigh test showed that all WMVs were significantly concentrated ($p < 0.01$) and all r values were larger than 0.167 (Table 1).

Circular distribution of leaf miners and leaf gallers

The composition of leaf miners and leaf gallers was different between the three *Castanopsis* trees and the *Cyclobalanopsis* tree (Table 2).

The WMVs of relative azimuths weighted by the density of most leaf mine types (FLM01,

FLM05, FLM07, FLM09) and by the density of all leaf mines were all between $90 \pm 30^\circ$ for all four tree species. The WMVs of FLM02 and FLM03 were outside $90 \pm 30^\circ$ but within the range of 0 to 180° (sun side). The WMV of FLM04 was within the sun side but not always between $90 \pm 30^\circ$. Moore’s modified Rayleigh test indicated that all WMVs were significantly concentrated ($p < 0.01$) while all r values were between 0.018 and 0.116 (Table 2).

The WMVs of relative azimuths weighted by the density of each leaf gall type were outside $90 \pm 30^\circ$ but within $0\text{--}180^\circ$ for three *Castanopsis* species. The WMVs of relative azimuths weighted by leaf gall types were

Table 1. Circular distribution of plant modulars within the crowns of four trees.

| Measurements of plant modulars | WMV | | | | Length of WMV (r , scaled 0–1) | | | |
|--------------------------------|-----------------------------|--------------------------|-----------------------------|-------------------------------|-----------------------------------|--------------------------|-----------------------------|-------------------------------|
| | <i>Castanopsis carlesii</i> | <i>Castanopsis fabri</i> | <i>Castanopsis fargesii</i> | <i>Cyclobalanopsis glauca</i> | <i>Castanopsis carlesii</i> | <i>Castanopsis fabri</i> | <i>Castanopsis fargesii</i> | <i>Cyclobalanopsis glauca</i> |
| Branch length | 99.0° | 107.2° | 88.0° | 78.8° | 0.354** | 0.390** | 0.237** | 0.385** |
| Branch height | 106.4° | 111.5° | 88.6° | 71.8° | 0.189** | 0.280** | 0.188** | 0.230** |
| No. leaves per branch | 105.8° | 105.9° | 89.8° | 83.3° | 0.277** | 0.217** | 0.167** | 0.188** |

WMV values within $90 \pm 30^\circ$ are in bold. Moore’s modified Rayleigh test was used to determine if r -values were significantly different from zero, where ** indicates $p < 0.01$.

Table 2. Circular distribution of leaf mine density (number per leaf) within the crowns of four trees.

| Leaf mine types | WMV | | | | Length of WMV (r , scaled 0–1) | | | |
|-----------------|-----------------------------|--------------------------|-----------------------------|-------------------------------|-----------------------------------|--------------------------|-----------------------------|-------------------------------|
| | <i>Castanopsis carlesii</i> | <i>Castanopsis fabri</i> | <i>Castanopsis fargesii</i> | <i>Cyclobalanopsis glauca</i> | <i>Castanopsis carlesii</i> | <i>Castanopsis fabri</i> | <i>Castanopsis fargesii</i> | <i>Cyclobalanopsis glauca</i> |
| FLM01 | 91.6° | 113.7° | | 104.1° | 0.093** | 0.031** | | 0.024** |
| FLM02 | - | - | - | 54.3° | - | - | - | 0.030** |
| FLM03 | | 140.0° | 37.7° | 56.1° | | 0.020** | 0.021** | 0.054** |
| FLM04 | 86.9° | 119.6° | 25.7° | 89.0° | 0.043** | 0.023** | 0.019** | 0.037** |
| FLM05 | - | 162.7° | 76.6° | 77.6° | - | 0.018** | 0.028** | 0.020** |
| FLM07 | - | 101.3° | - | 62.4° | - | 0.091** | - | 0.022** |
| All leaf mines | 114.3° | 103.7° | 74.4° | 84.2° | 0.070** | 0.099** | 0.064** | 0.116** |

WMV values within $90 \pm 30^\circ$ are in bold. Moore’s modified Rayleigh test was used to determine if r -values were significantly different from zero, where ** indicates $p < 0.01$. No observation or too few observations ($n < 4$).

Table 3. Circular distribution of leaf gall density (No. per leaf) within the crowns of four trees.

| Leaf gall types | WMV | | | | Length of WMV (r , scaled 0–1) | | | |
|-----------------|-----------------------------|--------------------------|-----------------------------|-------------------------------|-----------------------------------|--------------------------|-----------------------------|-------------------------------|
| | <i>Castanopsis carlesii</i> | <i>Castanopsis fabri</i> | <i>Castanopsis fargesii</i> | <i>Cyclobalanopsis glauca</i> | <i>Castanopsis carlesii</i> | <i>Castanopsis fabri</i> | <i>Castanopsis fargesii</i> | <i>Cyclobalanopsis glauca</i> |
| FLG01 | 135.1° | 155.6° | - | 37.3° | 0.015** | 0.017** | - | 0.032** |
| FLG02 | - | - | - | 95.1° | - | - | - | 0.014** |
| FLG03 | - | - | - | 111.5° | - | - | - | 0.030** |
| FLG04 | - | - | - | 16.7° | - | - | - | 0.015** |
| FLG05 | - | - | - | 96.8° | - | - | - | 0.019** |
| FLG07 | - | - | 59.6° | - | - | - | 0.016** | - |
| FLG08 | - | 121.4° | 32.4° | - | - | 0.026** | 0.014** | - |
| FLG09 | 140.1° | - | - | - | 0.028** | - | - | - |
| FLG12 | 126.5° | - | - | - | 0.026** | - | - | - |
| All leaf galls | 143.2° | 137.3° | 64.2° | 60.9° | 0.061** | 0.034** | 0.045** | 0.066** |

WMV values within $90 \pm 30^\circ$ are in bold. Moore’s modified Rayleigh test was used to determine if r -values were significantly different from zero, where ** indicates $p < 0.01$. No observation or too few observations ($n < 4$).

within $0\text{--}180^\circ$ (sun side) but not always between $90 \pm 30^\circ$ for *C. glauca*. For the leaf gall types, the WMVs of FLG01, FLG04, FLG07, FLG08, FLG09, and FLG12 were outside $90 \pm 30^\circ$, while the WMVs of FLG02, FLG03, and FLG05 were between $90 \pm 30^\circ$. For *C. glauca*, The WMV variations were very evident. The WMVs of reative azimuths weighted by the density of all leaf galls in four trees were generally away from 90° . Moore's modified Rayleigh test indicated that all WMVs were significantly concentrated ($p < 0.01$) while all r -values were between 0.014 and 0.061 (Table 3).

Discussion

The length of WMVs (r) could be ordered as follows: r (branch direction) $> r$ (branch length) $> r$ (branch height) or r (No. leaves per branch) $> r$ (mine density) $> r$ (gall density) (Tables 1–3). It seems that light environment had a larger impact on the circular distribution of plant modulars than on that of leaf herbivores. For herbivores, light impacts were larger on mine distribution than on gall distribution. The branches of all four tree species were concentrated in the direction perpendicular to the roads (Figure 2). In the preferred direction, branches were longer and higher. There were also more leaves, mines, and galls around the preferred direction of branches (Tables 1–3).

Generally, leaf miners and leaf gallers preferred sun leaves rather than shade leaves. However, leaf gallers had a lower degree of preference to sun than leaf miners. The sun vs. shade distribution patterns were consistent with some studies (Faeth et al. 1981; Hartman 1984; Fernandes and Price 1992), but not with others (Basset 1991; Dudt and Shure 1994; Fernandes et al. 2004). Generally, leaf mines were found on the upper side of leaves while

leaf galls were on the lower side of leaves, which might explain their differences in sun-shade pattern.

Different endophagous insects showed clear interspecific differences in leaf selection. For example, the mines of Rhynchaeninae weevils (FLM07) were mostly found in leaves fully exposed to the sun, which is consistent with other leaf-mining beetles (Nielsen and Ejlersen 1977; Turnbow and Franklin 1981; Waddell and Mousseau 1996); the mines of *Stigmella* spp. Goze (Lepidoptera: Nepticulidae) (FLM01 and FLM03) were also more prevalent in leaves in the sun, which is contrary to the previous observations (Nielsen and Ejlersen 1977; van Nieukerken 2006). The mines of *Phyllonorycter* spp (FLM02) were not concentrated in fully-sun leaves, which is the same as other *Phyllonorycter* (Nielsen and Ejlersen 1977). The mines of *Acrocercops* spp (FLM04) were generally more in the sun side, which is same as other *Acrocercops* on Fagaceae trees (Faeth et al. 1981). The mines of *Tischeria* spp (FLM05) also preferred leaves in the sun, which is different than other *Tischeria* (Connor 2006).

Light intensity, light quality, and light time are different in different crown areas. The sun vs. shade leaves in our study were identified according to the road, not to the absolute south or north compass direction (Basset 1991). From this view, more plant modulars and a higher density of herbivorous insects occurred in the crown area perpendicular to the roads, indicating that high light intensity and long light hours are beneficial factors for these organisms. Compared to the traditional sun-shade analysis, circular analysis could provide a more detailed picture of light impact on plants and insects. Our next study is to measure circular distribution of light parameters and leaf chemical content around tree

crowns and to connect the two investigations to discover leaf selection mechanisms of leaf-mining insects. Moreover, the concentration of leaf-feeding insects in specific areas might help control them precisely, for example, to release natural enemies or to apply pesticides only in the target area.

Acknowledgements

We thank Professor Ren-Lin Liu for plant identification; Jin-Shui Liang, Si-Min Li, Lu-Rong Cai, and Si-Si Wei for field investigations; Pei-Rong Tang, Hua Zhou, and Jiulianshan National Nature Reserve for field assistance; and Dr. Robert Anderson, Dr. E. J. van Nieukerken, Dr. Hai-Yan Bai, Dr. Charles L. Bellamy, and Dr. Jonas Rimantas Stonis for the identification of leaf miners. This study was financially supported by the National Natural Science Foundation of China (31070341 and 31260116) to X. Dai, the Science and Technology Foundation for Selected Overseas Chinese Scholars, Ministry of Human Resources and Social Security to X. Dai, and The Science and Technology Foundation of Jiangxi Educational Department (GJJ13663).

References

Ackerly D, Bazzaz F. 1995. Seedling crown orientation and interception of diffuse radiation in tropical forest gaps. *Ecology* 76: 1134–1146.

Alonso C. 1997. Choosing a place to grow. Importance of within-plant abiotic microenvironment for *Yponomeuta mahalebella*. *Entomologia Experimentalis et Applicata* 83(2): 171–180.

Aradottir AL, Robertson A, Moore E. 1997. Circular statistical analysis of birch

colonization and the directional growth response of birch and black cottonwood in south Iceland. *Agricultural and Forest Meteorology* 84(1–2): 179–186.

Bartlett GA, Remphrey WR. 1998. The effect of reduced quantities of photosynthetically active radiation on *Fraxinus pennsylvanica* growth and architecture. *Canadian Journal of Botany* 76(8): 1359–1365.

Basset Y. 1991. The spatial distribution of herbivory, mines and galls within an Australian rain forest tree. *Biotropica* 23(3): 271–281.

Bonebrake TC, Boggs CL, McNally JM, Ranganathan J, Ehrlich PR. 2010. Oviposition behavior and offspring performance in herbivorous insects: consequences of climatic and habitat heterogeneity. *Oikos* 119(6): 927–934.

Brown JL, Vargo S, Connor EF, Nuckols MS. 1997. Causes of vertical stratification in the density of *Cameraria hamadryadella*. *Ecological Entomology* 22(1): 16–25.

Collinge SK, Louda SM. 1988. Herbivory by leaf miners in response to experimental shading of a native crucifer. *Oecologia* 75(4): 559–566.

Connor EF. 2006. Effects of the light environment on oviposition preference and survival of a leaf-mining moth, *Cameraria hamadryadella* (Lepidoptera : Gracillariidae), on *Quercus alba* L. *Ecological Entomology* 31(2): 179–184.

Csóka G. 1997. *Plant Galls*. Forest Research Institute.

- Csóka G. 2003. *Leaf Mines and Leaf Miners*. Hungarian Forest Research Institute.
- Dai X, Shannon G, Slotow R, Page B, Duffy KJ. 2007. Short-duration daytime movements of a cow herd of African elephants. *Journal of Mammalogy* 88(1): 151–157.
- Dai X, Zhu C, Xu J, Liu R, Wang X. 2011. Effects of physical leaf features of host plants on leaf-mining insects. *Acta Ecologica Sinica* 31(5): 1440–1449.
- Doruska PF, Burkhart HE. 1995. Modeling the diameter and locational distribution of branches within the crowns of loblolly pine trees in unthinned plantations. *Canadian Journal of Forest Research* 24(12): 2362–2376.
- Dudt JF, Shure DJ. 1994. The influence of light and nutrients on foliar phenolics and insect herbivory. *Ecology* 75: 86–98.
- Faeth SH. 1991a. Effect of oak leaf size on abundance, dispersion and survival of the leafminer *Cameraria* sp. (Lepidoptera: Gracillariidae). *Environmental Entomology* 20(1): 196–204.
- Faeth SH. 1991b. Novel aspects of host tree resistance to leafminers. In: Baranchikov YN, Mattson WJ, Hain FP, Payne TL, Editors. *Forest Insects Guilds: Patterns of Interaction with Host Trees*. pp. 219–239. USDA Forest Service, Gen. Tech. Rep. NE-153.
- Faeth SH, Mopper S, Simberloff D. 1981. Abundances and diversity of leaf-mining insects on three oak host species: effects of host-plant phenology and nitrogen content of leaves. *Oikos* 37(2): 238–251.
- Fernandes GW, Castro FMC, Faria ML, Marques ESA, Greco MKB. 2004. Effects of hygrothermal stress, plant richness, and architecture on mining insect diversity. *Biotropica* 36(2): 240–247.
- Fernandes GW, Price PW. 1992. The adaptive significance of insect gall distribution: survivorship of species in xeric and mesic habitats. *Oecologia* 90(1): 14–20.
- Gange AC, Croft R, Wu W. 2002. Gall insect and endophytic fungal co-occurrence in a xeric and mesic site. *Ecological Entomology* 27(3): 362–365.
- Gange AC, Dey S, Currie AF, Sutton BC. 2007. Site- and species-specific differences in endophyte occurrence in two herbaceous plants. *Journal of Ecology* 95(4): 614–622.
- Getzin S, Wiegand K. 2007. Asymmetric tree growth at the stand level: Random crown patterns and the response to slope. *Forest Ecology and Management* 242(2–3): 165–174.
- Gielen B, Calfapietra C, Claus A, Sabatti M, Ceulemans R. 2002. Crown architecture of *Populus* spp. is differentially modified by free-air CO₂ enrichment (POPFACE). *New Phytologist* 153(1): 91–99.
- Hartman H. 1984. *Ecology of Gall-forming Lepidoptera on Tetradytmia: I. Gall Size and Shape; II. Plant Stress Effects on Infestation Intensity; III. Within-plant Horizontal and Vertical Distribution*. California Agricultural Experiment Station.
- Hering EM. 1957. *Bestimmungstabellen der Blattminen von Europa: Einschliesslich des Mittelmeerbeckens und der Kanarischen Inseln*. Dr. W. Junk.


- Hollinger D. 1989. Canopy organization and foliage photosynthetic capacity in a broad-leaved evergreen montane forest. *Functional Ecology* 3: 53–62.
- Horvath B, Benedek P. 2009. Development and parasitism of the horse-chestnut leafminer, *Cameraria ohridella*, in different leaf types and canopy levels. *Acta Phytopathologica et Entomologica Hungarica* 44(2): 277–293.
- Huber H, Stuefer JF. 1997. Shade-induced changes in the branching pattern of a stoloniferous herb: Functional response or allometric effect? *Oecologia* 110(4): 478–486.
- Jammalamadaka SR, Sengupta A. 2001. *Topics in circular statistics*. World Scientific Publishing Co., Pte. Ltd.
- Kimmerer TW, Potter DA. 1987. Nutritional quality of specific leaf tissues and selective feeding by a specialist leafminer. *Oecologia* 71(4): 548–551.
- Leite GLD, Veloso RVS, Silva FWS, Guanabens REM, Fernandes GW. 2009. Within tree distribution of a gall-inducing *Eurytoma* (Hymenoptera, Eurytomidae) on *Caryocar brasiliense* (Caryocaraceae). *Revista Brasileira de Entomologia* 53(4): 643–648.
- Lin Y-M, Hong T, Wu C-Z, et al. 2007. The architectural variation of *Osmanthus fragrans* seedlings in different light conditions. *Journal of Wuhan Botanical Research* 25(3): 261–265.
- Liu XZ, Xiao ZY, Ma JH. 2002. *Scientific Survey and Study on the Forest Ecosystem in Jiulianshan Nature Reserve*. China Forestry Press.
- Lusk CH, Reich PB, Montgomery RA, Ackerly DD, Cavender-Bares J. 2008. Why are evergreen leaves so contrary about shade? *Trends in Ecology & Evolution* 23(6): 299–303.
- Moller AP. 1995. Leaf-mining insects and fluctuating asymmetry in elm *Ulmus glabra* leaves. *Journal of Animal Ecology* 64(6): 697–707.
- Muth CC, Bazzaz F. 2003. Tree canopy displacement and neighborhood interactions. *Canadian Journal of Forest Research* 33(7): 1323–1330.
- Neufeld HS, Meinzer FC, Wisdom CS, Sharifi MR, Rundel PW, Neufeld MS, Goldring Y, Cunningham GL. 1988. Canopy architecture of *Larrea tridentata* (DC.) Cov., a desert shrub: foliage orientation and direct beam radiation interception. *Oecologia* 75(1): 54–60.
- Nielsen BO, Ejlersen A. 1977. The distribution pattern of herbivory in a beech canopy. *Ecological Entomology* 2(4): 293–300.
- Pincebourde S, Sinoquet H, Combes D, Casas J. 2007. Regional climate modulates the canopy mosaic of favourable and risky microclimates for insects. *Journal of Animal Ecology* 76(3): 424–438.
- Potter DA. 1992. Abundance and mortality of a specialist leafminer in response to experimental shading and fertilization of American holly. *Oecologia* 91(1): 14–22.
- Redfern M. 2011. *Plant Galls*. HarperCollins Publishers.

- Riihimäki J, Kaitaniemi P, Ruohomäki K. 2003. Spatial responses of two herbivore groups to a geometrid larva on mountain birch. *Oecologia* 134(2): 203–209.
- Rotheray GE. 1987. Oviposition and feeding sites of a leaf-mining agromyzid fly, *Chromatomyia milii* (Kaltenbach) (Dipt., Agromyzidae) on creeping soft grass, *Holcus mollis* L. *Journal of Applied Entomology* 103(5): 456–461.
- Rouvinen S, Kuuluvainen T. 1997. Structure and asymmetry of tree crowns in relation to local competition in a natural mature Scots pine forest. *Canadian Journal of Forest Research* 27(6): 890–902.
- Schröter M, Härdtle W, von Oheimb G. 2011. Crown plasticity and neighborhood interactions of European beech (*Fagus sylvatica* L.) in an old-growth forest. *European Journal of Forest Research* 131(3): 787–798.
- Simberloff D, Stilling P. 1987. Larval dispersion and survivorship in a leaf-mining moth. *Ecology* 68(6): 1647–1657.
- Smith DR, Altenhofer E. 2011. A new elm leafmining sawfly (Hymenoptera: Tenthredinidae) from Russia. *Proceedings of the Entomological Society of Washington* 113(1): 50–56.
- Tarara J, Ferguson J, Hoheisel GA, Perez Peña J. 2005. Asymmetrical canopy architecture due to prevailing wind direction and row orientation creates an imbalance in irradiance at the fruiting zone of grapevines. *Agricultural and Forest Meteorology* 135(1): 144–155.
- Trincado G. 2006. *Dynamic modeling of branches and knot formation in loblolly pine (Pinus taeda L.) trees*. Virginia Polytechnic Institute and State University.
- Turnbow RHJ, Franklin RT. 1981. Bionomics of *Brachys tessellatus* in coastal plain scrub oak communities. *Annals of the Entomological Society of America* 74(4): 351–358.
- van Nieukerken EJ. 2006. Records of mining Lepidoptera in Belgium with nine species new to the country (Nepticulidae, Opostegidae, Tischeriidae, Lyonetiidae). *Phegea* 34(4): 125–144.
- Waddell KJ, Mousseau TA. 1996. Oviposition preference hierarchy of *Brachys tessellatus* (Coleoptera: Buprestidae). *Environmental Entomology* 25(1): 63–67.
- Wilson D, Faeth SH. 2001. Do fungal endophytes result in selection for leafminer ovipositional preference? *Ecology* 82(4): 1097–1111.
- Zar JH. 1999. *Biostatistical analysis*. Prentice Hall.

Appendix 1. The identification of leaf mine types on four Fagaceae trees.

| Leaf mine type | Taxon of miner | Mine shape | Leaf side located on | Other characteristics | Taxonomists who identify the reared miner |
|----------------|---|----------------------------|----------------------|--|---|
| FLM01 | <i>Stigmella</i> 1, Nepticulidae, Lepidoptera | linear | upper | mine width becomes larger slowly and gradually | Dr. E. J. van Nieukerken |
| FLM02 | <i>Phyllonorycter</i> , Gracillariae, Lepidoptera | tentiform | lower | between two lateral veins | Dr. Hai-Yan Bai |
| FLM03 | <i>Stigmella</i> 2, Nepticulidae, Lepidoptera | linear-blotch | upper | start from the main vein | The Authors |
| FLM04 | <i>Tischeria</i> , Tischeriidae, Lepidoptera | blotch | upper | mine width becomes larger gradually, leaf edge with mines usually curled | Dr. Jonas Rimantas Stonis |
| FLM05 | <i>Acrocercops</i> , Gracillariae, Lepidoptera | linear | upper | color of fresh mine is white, mining in the leaf epidermis | Dr. Hai-Yan Bai |
| FLM06 | <i>Trachys</i> 1, Buprestidae, Coleoptera | blotch | upper | looks like a small blotch then a large blotch | Dr. Charles L. Bellamy |
| FLM07 | Rhynchaeninae, Curculionidae, Coleoptera | linear, with a small round | upper | Usually with a hole at the end of the mine, old mines will drop | Dr. Robert Anderson |
| FLM08 | Bucculatricidae, Lepidoptera | blotch | upper | color of fresh mine is green, pit-like | The authors |
| FLM09 | Wrong, not a leaf mine | | | | |
| FLM10 | Same as FLM05 | | | | |
| FLM11 | <i>Trachys</i> 2, Buprestidae, Coleoptera | blotch | upper | color of fresh mine is white | The authors |
| FLM12 | Unknown | blotch | upper | mine is large, nearly oval | |
| FLM13 | Coleoptera | blotch | upper | mine is very large, with many tiny holes | |
| FLM14 | Same as FLM05 | | | | |
| FLM15 | Same as FLM04 | | | | |
| FLM16 | Unknown | linear | upper | color of old mine is red | |

Appendix 2. The figures of common leaf mine types on four Fagaceae trees.



FLM05:



FLM06:



FLM07:



Appendix 3. The identification of leaf gall types on four Fagaceae trees.

| Leaf gall type | Gall shape | Color of fresh gall | Color of old gall | Leaf side located on | Other characteristics |
|----------------|-------------------------------|---------------------|-------------------|----------------------|-----------------------------|
| FLG01 | pouch, strip-form | | | lower | on main vein |
| FLG02 | pouch, spindle-form | light green | | upper | on leaf edge, always curled |
| FLG03 | pouch, pepper-form | | | lower | one side is at main vein |
| FLG04 | scar-form | light green | | lower | on lateral vein |
| FLG05 | cylindrical | | coffee brown | lower | on main vein |
| FLG06 | pouch, soybean-form | | coffee brown | lower | on main vein |
| FLG07 | pouch, ball-form | | | lower | |
| FLG08 | pouch, roundhat-form | | | both | ripped through the leaf |
| FLG09 | small marks, ball-form | | | lower | |
| FLG10 | ball-form | | | upper | on main vein |
| FLG11 | stripe-form, flat | | | upper or lower | |
| FLG12 | blotch-form, slightly swelled | | | both | ripped through the leaf |
| FLG13 | ball-form | | | both | ripped through the leaf |

Appendix 4. The identification of leaf gall types on four Fagaceae trees.

