

Functional Response Models to Estimate Feeding Rates of Wading Birds

Authors: Collazo, Jaime A., Gilliam, James F., and Miranda-Castro, Leopoldo

Source: *Waterbirds*, 33(1) : 33-40

Published By: The Waterbird Society

URL: <https://doi.org/10.1675/063.033.0104>

BioOne Complete (complete.BioOne.org) is a full-text database of 200 subscribed and open-access titles in the biological, ecological, and environmental sciences published by nonprofit societies, associations, museums, institutions, and presses.

Your use of this PDF, the BioOne Complete website, and all posted and associated content indicates your acceptance of BioOne's Terms of Use, available at www.bioone.org/terms-of-use.

Usage of BioOne Complete content is strictly limited to personal, educational, and non-commercial use. Commercial inquiries or rights and permissions requests should be directed to the individual publisher as copyright holder.

BioOne sees sustainable scholarly publishing as an inherently collaborative enterprise connecting authors, nonprofit publishers, academic institutions, research libraries, and research funders in the common goal of maximizing access to critical research.

Functional Response Models to Estimate Feeding Rates of Wading Birds

JAIME A. COLLAZO^{1,*}, JAMES F. GILLIAM² AND LEOPOLDO MIRANDA-CASTRO^{1,3}

¹United States Geological Survey, North Carolina Cooperative Fish and Wildlife Research Unit, North Carolina State University, Raleigh, NC, 27695, USA

²Department of Biology, North Carolina State University, Raleigh, NC, 27695, USA

^{1,3}Chesapeake Bay Field Office, U.S. Fish & Wildlife Service, 177 Admiral Cochrane Drive, Annapolis, MD, 21401, USA

*Corresponding author; E-mail: Jaime_Collazo@ncsu.edu

Abstract.—Forager (predator) abundance may mediate feeding rates in wading birds. Yet, when modeled, feeding rates are typically derived from the purely prey-dependent Holling Type II (HoII) functional response model. Estimates of feeding rates are necessary to evaluate wading bird foraging strategies and their role in food webs; thus, models that incorporate predator dependence warrant consideration. Here, data collected in a mangrove swamp in Puerto Rico in 1994 were reanalyzed, reporting feeding rates for mixed-species flocks after comparing fits of the HoII model, as used in the original work, to the Beddington-DeAngelis (BD) and Crowley-Martin (CM) predator-dependent models. Model CM received most support (AIC_c , $w_i = 0.44$), but models BD and HoII were plausible alternatives ($\Delta AIC_c \leq 2$). Results suggested that feeding rates were constrained by predator abundance. Reductions in rates were attributed to interference, which was consistent with the independently observed increase in aggression as flock size increased ($P < 0.05$). Substantial discrepancies between the CM and HoII models were possible depending on flock sizes used to model feeding rates. However, inferences derived from the HoII model, as used in the original work, were sound. While Holling's Type II and other purely prey-dependent models have fostered advances in wading bird foraging ecology, evaluating models that incorporate predator dependence could lead to a more adequate description of data and processes of interest. The mechanistic bases used to derive models used here lead to biologically interpretable results and advance understanding of wading bird foraging ecology. *Received 4 June 2009, accepted 10 October 2009.*

Key words.—*Ardea alba*, *Egretta caerulea*, *Egretta tricolor*, *Egretta thula*, estuaries, foraging, functional response, mangrove swamp, Puerto Rico, wading birds.

Waterbirds 33(1): 33-40, 2010

Estimates of feeding rates are essential to understand predator-prey relationships and trade-offs among foraging strategies in wading birds (Charnov 1976; Kushlan 1978; Draulans 1987; Erwin 1985, 1989). Also, estimates of feeding rates are necessary to quantify the impact of wading birds on fish communities in nursery potential studies. These studies assess potential factors limiting colonization of juvenile life stages to nursery habitats and their demographic implications (Gilmore *et al.* 1983; Miranda 1995). Estuaries are productive systems (Odum *et al.* 1982; Hamilton and Snedaker 1984) that may serve as nursery habitat for many species of fish (Austin 1971; Gilmore *et al.* 1983). Nursery habitats provide juvenile fish shelter from adult predatory fish and high quality growth habitat (Zale and Merrifield 1989; Aliaume *et al.* 1997; Aliaume *et al.* 2000; Zerbi *et al.* 2001). Access to such habitats include the shallow reaches of mangrove swamps.

These swamps may expose the fish community to other predators and wading birds are among the most prominent (Lopez *et al.* 1988; Kushlan *et al.* 1985; Kent 1986a; Ramo and Busto 1993).

The most prevalent model used to estimate feeding rates in the general ecological and waterbird literature is Holling's (1959) Type II functional response (e.g. Draulans 1987; Piersma *et al.* 1995; Skalski and Gilliam 2001; Durant *et al.* 2003; Stillman *et al.* 2003; Gillings *et al.* 2007). Despite its seminal role in advancing our understanding of predator-prey interactions (Brown 1991), Holling's model is a purely prey-dependent model; in the model, feeding rates are unaffected by predator densities and competition among predators occurs only via depletion of prey. However, feeding rates might be affected by predator interference or changes in prey behavior in a predator-dependent context. These factors may mediate intake rates in

wading birds and are central to hypotheses predicting patch use and revisitation rates and foraging flock size dynamics (e.g. Kushlan 1978; Kent 1986b; Erwin 1989; Norris and Johnstone 1998). Skalski and Gilliam (2001) reviewed and compared several functional response models that permit assessing the influence of such factors on intake rates. We believe that these alternative models warrant consideration in future wading bird foraging ecology studies.

We illustrate our point with data collected at a mangrove swamp in southwestern Puerto Rico in January-March 1994 (Miranda 1995; Miranda and Collazo 1997a, b). A stated objective of the study was to assess the nursery potential of the Boquerón Wildlife Refuge for snook (*Centropomus* spp.) and tarpon (*Megalops atlanticus*), and thus, special attention was given to estimating per capita feeding rates. Estimates were used to determine mortality rates and the number of juvenile fish removed by mixed-species flocks of Great Egrets (*Ardea alba*), Tricolored Herons (*Egretta tricolor*) and Snowy Egrets (*E. thula*). On average two Little Blue Herons (*E. caerulea*) occurred per flock, but these were not considered in the assessment because they fed almost exclusively on fiddler crabs (*Uca* spp.) and because the sampling gear used to estimate prey density was not suitable to sample crabs (Miranda 1995, Miranda and Collazo 1997a, b). We re-assessed the support in the data for the Holling's Type II model (HoII), as used in the original study (Miranda 1995), together with two alternative models that include predator interference. One was derived independently by Beddington (1975) and DeAngelis *et al.* (1975), henceforth the BD model; the other was developed by Crowley and Martin (1989), henceforth the CM model. In essence we assessed three competing hypotheses, one predicting changes in feeding rates as a function of prey density and two others on the basis of both prey density and predator abundance. A major distinction between the BD and CM models is that the former assumes that time devoted to prey handling and interference are exclusive activities; the CM model does not (Skalski and Gilliam 2001). The inclusion of these models in the candi-

date set was justified because aggressive behavior (interference) among members of a flock increased with flock size (Miranda 1995). We used an information-theoretic model selection process to compare the relative support among models in the set (Burnham and Anderson 2002). We also report prey density and number of interactions among members of foraging flocks to describe the foraging and social context of the study. Finally, we discuss the appropriateness of using feeding rates as derived by Miranda (1995) to assess the impact of waders on the fish community at the Boquerón Wildlife Refuge and the value of considering multiple models when evaluating predictions about wading bird foraging strategies.

METHODS

Study Site

The Boquerón Wildlife Refuge is located in southwestern Puerto Rico, east of Boquerón Bay, Cabo Rojo (18°00'N, 67°08'W). The refuge is approximately 3 km² and comprised mostly of shallow water lagoons bordered by Red (*Rhizophora mangle*), Black (*Avicenia germinans*) and White mangrove (*Laguncularia racemosa*). Data were collected in the southwestern portion of the refuge (Fig. 1). The area consists of 83 ha of mangrove forest demarcated on the east by dikes that enclose most of the estuary. Thirty percent of the 83 ha consisted of open pools of an average depth of 11 cm, with low canopy and nematophore cover (i.e., cover ≤20%; Miranda 1995; Miranda and Collazo 1997a).

Data Collection and Analyses

Data were collected between January and March 1994. This period was typified by seasonal flooding and

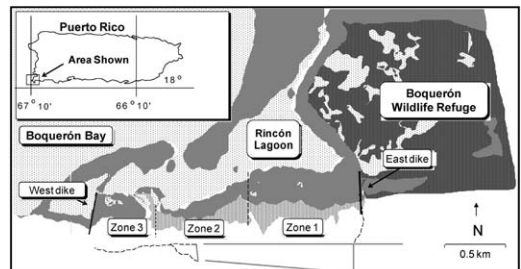


Figure 1. Boquerón Wildlife Refuge, Puerto Rico showing study site on the southwestern quadrant of the refuge. Foraging observations were made in the shallow reaches of the mangrove swamps between the east and west dikes, January-March 1994.

movement of juvenile fish into the shallow reaches of mangrove swamps (Miranda and Collazo 1997a; Aliaume *et al.* 1997, 2000). We monitored 11 mixed-species flocks, ranging in size from 5-70 individuals. A total of 103 individuals of Great and Snowy Egrets and Tricolored Herons were observed from blinds, approximately 10 m from birds, between sunrise and 10.00 h, using 8 × 40 binoculars. Observation bouts did not exceed 75 min. Before starting every sampling period, we recorded the number of wading birds. A foraging flock was defined as two or more individuals foraging with inter-individual distances ≤ 5 m (Wiggins 1991; Master *et al.* 1993). We started observations by arbitrarily selecting a focal individual from the "center" of the flock. Focal birds of all species were chosen randomly and observed for 5 min (Draulans 1987), recording the number of successful attempts and number of aggressive encounters. Aggressions were defined as overt antagonistic behavior (e.g. pecking, chase, threat posture). Data were collected on as many individuals as possible. We cannot rule out the possibility that an individual may have been observed more than once during an observation period, but can assert that none were observed consecutively. Wilcoxon tests were used to compare average number of aggressive encounters among species. Linear regression was used to determine if the average number of aggressions per mixed-species flock increased with flock size. Data for the latter analysis were log-transformed to meet homogeneity of variance assumptions (Levene's test, $P > 0.05$).

Prey density (m^{-2}) estimates were obtained immediately following each observation period. Prey consisted of fish and shrimp, with fish being ≥ 5 times more numerous than shrimp in samples (Miranda and Collazo 1997a). Prey was sampled using a modified 1- m^2 throw-trap. Prey density estimates were consistent among sites, but likely biased low due to predator aversion by the prey and removal (Miranda and Collazo 1997a). The same sampling technique was used to describe the foraging environment throughout the study area and use patterns of waders by comparing used and non-used sites ($N = 38$; Miranda and Collazo 1997a). A "used" site was defined as a location where two or more wading birds actively fed. A non-used site was randomly located at approximately 50 m from the used site, staying within similar habitat features. Paired estimates were compared using a Wilcoxon test because data did not meet homogeneity of variance assumption.

We fitted data to three functional response models using PROC NL MIXED (SAS 2002). The HoII model (Holling 1959) is defined as $f(N, P) = aN / (1 + bN)$; where a (units: 1/time) and b (units: 1/prey) are expressions of capture rate and handling time (handling time = b/a) and N is prey density. The BD model is defined as $f(N, P) = aN / (1 + bN + c(P-1))$; where c (units: 1/predator) is an expression of the magnitude of predator-predator interference and P is predator abundance (i.e., number of waders per flock). In this equation, we used $P-1$ because a focal predator is assumed not to be interfering with itself (Skalski and Gilliam 2001). The CM model is defined as $f(N, P) = aN / ((1 + bN)(1 + c(P-1)))$; where c and P have the same meaning as in the BD model. The BD model and the CM model differ in how they assume interference to occur. In the BD model interference is depicted as occurring via encounters between predators, with encounters resulting in "time wasted." Interference enters into the equation in a way analogous to handling time: just as time spent handling prey is subtracted

from searching in the HoII model, the BD model introduces a term that depicts time lost from searching due to interference. In the BD model, a predator cannot be both handling prey and experiencing interference simultaneously. Hence, holding P constant and letting N become large, interference is modeled as becoming negligible (Skalski and Gilliam 2001). The CM model depicts interference differently. Rearranging the CM model as $[aN / ((1 + bN))] / (1 + c(P-1))$, the CM model can be viewed as the HoII model divided by an interference term. Hence, the interference is depicted as a penalty even at arbitrarily high prey density. Thus, a difference between the BD model and the CM model is that the asymptotic feeding rate as N increases does not depend on P in the BD model, but the asymptote does depend on P in the CM model. The BD model and the CM model both reduce to the HoII model for $P = 1$.

We report estimates of feeding rates (i.e., successful attempts) per capita for mixed-species flocks, as did Miranda (1995). In the analyses, flocks were the primary sampling unit, not individuals within a flock. As such we decoupled and accounted for two sources of variation; that due to a random effect (flocks, $N = 11$) and the residual variance due to individuals within a flock. The latter is influenced by the fact that behavior within flocks is correlated (e.g. Petit 1987). We recognize that modeling species-specific feeding rates is valuable to discern the relative predation pressure exerted by species as well as to gain insights on mixed-species flock foraging ecology, but the number of flocks per species did not permit analyses. Miranda (1995) and Miranda and Collazo (1997a) showed that physical parameters (e.g. salinity, temperature, depth) between paired prey sampled sites throughout the study area did not differ significantly. Thus we felt no need to adjust prey density by an index of vulnerability (Kersten *et al.* 1991; Gawlik 2002). Support in the data for models in the candidate set was assessed using the Akaike's Information Criterion (Burnham and Anderson 2002). Models with $\Delta AIC_c \leq 2$ were considered models with highest support.

We summarized model results in three ways. First we plotted the observed mean and predicted successful feeding attempts/5 min derived from the Hollings (1959) functional response model and from the alternative models. Second, we depicted the interplay between feeding rates and three flock sizes. We arbitrarily used flock sizes of 13, 26 and 52 individuals, which represented the average flock size (26; Miranda 1995) and half and twice the average flock size for the lower and upper values. Prey density used to generate feeding rates were within the range recorded in the field (range = 35-375 m^{-2}). Third, we evaluated the implications of different model results on the assessment conducted by Miranda (1995). This assessment consisted of two parts. First, we compared estimates of feeding rates using the HoII and the alternative model with highest support (AIC) using PROC NL MIXED (SAS 2002). Input values were the field-derived average estimates of mixed-species flock size (26) and prey density at used sites (131 m^{-2}). Estimates were compared using a Z-test. Second, we plotted the difference between estimates of fish removed/capita obtained from the alternative model with highest support (CM or BD) and HoII model across a range of flock sizes. The rationale was to explore how inferences about wader impact on fisheries resources could be affected by varying flock sizes if only purely prey-dependent models are considered to estimate feeding rates. For this assessment we ran a simulation using 103 pairs of

randomly selected of values of prey density and flock sizes within the range of observed values in the field. The sample size for this simulation was equal to the total number of observations made in the field (Miranda 1995). Predicted feeding rates were generated using PROC NLMIXED (SAS 2002). We report means (\pm SE). We used a P value of 0.05 to determine test significance.

RESULTS

Average prey density in used sites ($131.4 \pm 17.0 \text{ m}^{-2}$) was significantly higher than in non-used sites ($17.0 \pm 5.1 \text{ m}^{-2}$) ($\chi^2 = 42.97$, $P < 0.001$). Average prey density at sites where foraging observations were made was $180.81 \pm 38.79 \text{ m}^{-2}$ (range 35-375). The average size of flocks at those sites was 25.63 ± 6.20 individuals (range 5-70 individuals; $N = 11$ flocks). On average Great Egrets were the most abundant species in flocks ($45\% \pm 0.05$ of individuals), followed by Snowy Egrets ($29\% \pm 0.05$), Tricolored Herons ($16\% \pm 0.05$) and Little Blue Herons ($8\% \pm 0.02$).

The average number of aggressions per individual (1.90 ± 0.19) increased with flock size ($F_{1,10} = 3.95$, $P < 0.05$). Great Egrets (2.18 ± 0.22) and Tricolored Herons (2.04 ± 0.33) exhibited significantly higher mean aggressive encounters than Snowy Egrets (1.20 ± 0.44 ; $\chi^2_2 = 9.89$, $P = 0.01$). There were almost no interactions among Little Blue Herons (0.20 ± 0.12). More than half (56%) of all individuals displayed aggressive behavior towards other birds. Aggression was nine times more frequent (91.7%) towards conspecifics that towards other species.

Variation in feeding rates in mixed-species flocks was best explained by the CM model ($AIC_c w_i = 0.44$; Table 1). Plausible

alternatives were the BD model ($AIC_c w_i = 0.36$), followed by the purely prey-dependent HoII model ($AIC_c w_i = 0.20$). Model parameters (coefficients) are listed in Table 2. Greater model support for the CM and BD models suggested that feeding rates were influenced by predator abundance. The negative influence of flock size on feeding rates was especially evident in two instances in the field data (Fig. 2). Both were when prey density was between 309-310 and 355-375, but flocks doubled in size within those prey densities. We also depicted the constraining influence of larger flocks on predicted feeding rates (Fig. 3). For a given prey density, say 155 m^{-2} , the predicted intake would be about 30% lower for a flock of size 52 as compared to a flock of 26 birds. Feeding rates predicted by the HoII model at the mean prey density of 131 m^{-2} (used sites) was 5.49 ± 3.34 , similar to the CM-derived estimate of 5.15 ± 2.96 at the same mean prey density and mean flock size of 26 individuals ($Z = 0.17$; $P > 0.05$). Our simulations showed that the same HoII model underestimated the number of prey removed/capita as flocks decreased in size or progressively tended to overestimate predicted removal rates as foraging flocks increased in size (Fig. 4).

DISCUSSION

Wading birds in the mangrove swamps of the Boquerón Wildlife Refuge conformed to previously documented patterns of habitat use and foraging behavior. Waders foraged in sites with highest prey density as documented recently by Gawlik (2002) in an experimental setting and Stolen (2006) in salt marshes in central Florida. In a close parallel to our study, Kushlan (1976) reported that Wood Storks (*Mycteria americana*) in Florida foraged in sites where fish concentrations averaged 141 fish.m^{-2} as compared to 10 fish.m^{-2} in unused sites.

Re-analyses of Miranda's (1995) data yielded higher support for the CM model ($AIC_c w_i = 0.44$), followed closely by the BD model ($AIC_c w_i = 0.36$). Support for these models suggested that predator abundance

Table 1. Model selection results of three functional response models used to estimate per capita feeding rates of waders at the Boquerón Wildlife Refuge, Puerto Rico. Model support evaluated using ΔAIC_c , AIC_c weights (w_i) and model likelihood (ML). K is the number of model parameters. Functional response models were: CM = Crowley-Martin (1989); BD = Beddington-DeAngelis (1975); HoII = Holling Type II (1959)

Model	K	AIC_c	ΔAIC_c	ML	$AIC_c w_i$
CM	5	503.7	0.00	1.00	0.44
BD	5	504.1	0.40	0.82	0.36
HoII	4	505.3	1.59	0.45	0.20

Table 2. Parameters (SE) of three functional response models used to estimate feeding rates of wading birds at the Boquerón Wildlife Refuge, Puerto Rico. Parameters a (units: 1/time), b (units: 1/prey) and c (units: 1/predator) are expressions of capture rate, handling time (b/a) and interference, respectively. Parameters s^2u and s^2e account for group (flock) and individuals within flock variance, respectively. Functional response models were: CM = Crowley-Martin (1989); BD = Beddington-DeAngelis (1975); HoII = Holling Type II (1959). $df = 10$; * = significant at 0.05.

Source	Model Parameters				
	a	b	c	s^2u	s^2e
HoII	0.0003 (0.0002)	0.009 (0.010)	n/a	9.90 (4.46)*	5.83 (0.85)*
BD	0.0003 (0.0002)	0.002 (0.006)	0.05 (0.04)	7.74 (3.53)*	5.83 (0.85)*
CM	0.0003 (0.0001)*	0.002 (0.003)	0.03 (0.03)	7.42 (3.41)*	5.83 (0.85)*

influenced feeding rates, and we interpreted these results as the effects of interference. This interpretation was consistent with the increase in aggressive behavior with increasing flock size reported here and in previous studies (Takita and Dean 1984; Kent 1986b). We speculate that Great Egrets and Tricolored Herons contributed more to the support of the CM and BD models than Snowy Egrets as they exhibited greater aggressive behavior. Holling's (1959) model was also a plausible alternative ($\Delta AIC_c \leq 2$). Thus, model averaging is an alternative and appropriate way to express feeding rates (Burnham and Anderson 2002). The equivocal evidence for predator interference might be rooted on unique interactions between field conditions and flocks at the Boquerón Wildlife Refuge. Admittedly, the number of flocks under observation was low, and thus may

have prevented better discrimination among models. For this reason, we cannot overemphasize the importance of careful study design and sampling effort in future studies to adequately assess the evidence in the data for competing models. It is also important to bear in mind that true replication is measured by the number of flocks sampled, not by the number of focal individuals within flocks observed in the field. This is necessary to avoid inferences based on pseudoreplicated data (Hurlbert 1984).

Miranda (1995) assessed the potential impact of wading birds on the fish community at the Bóqueron Wildlife Refuge by estimating the number of fish removed/hr by an average flock size (26) after adjusting for their dietary composition (Miranda and Col-lazo 1997b). Feeding rates were estimated at the average prey density of 131 m^{-2} . At this prey density, the HoII (5.49 ± 3.34) predicted similar feeding rates than the CM ($5.15 \pm$

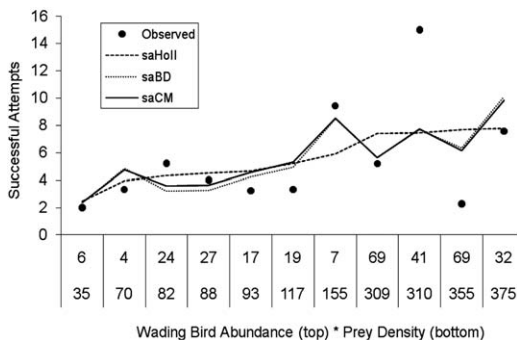


Figure 2. Predicted and mean observed successful feeding attempts/5 min derived from the Crowley-Martin (1989; saCM), Beddington-DeAngelis (1975; saBD) and Hollings (1959; saHoII) functional response models. Input parameters were the number of mixed-species foraging flocks and prey density (fish + shrimp) recorded at the Boquerón Wildlife Refuge, Puerto Rico, 1994.

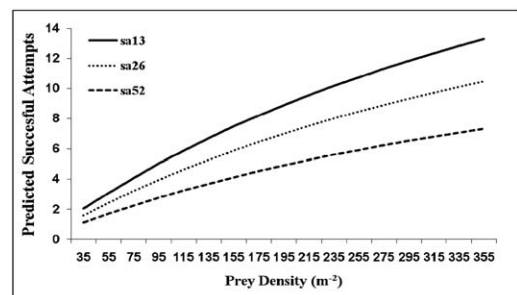


Figure 3. Predicted successful feeding attempts/5 min as a function of flocks of 13, 26 and 52 individuals. Prey density ranged from 35 to 350/ m^2 . Predictions were based on the Crowley-Martin (CM, 1989) functional response model. Model coefficients were derived from fitting the model to field data collected at the Boquerón Wildlife Refuge, Puerto Rico, 1994.

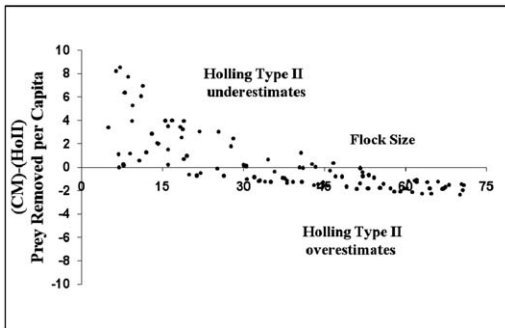


Figure 4. Difference between estimates of predicted fish removed/capita for mixed-species flocks obtained from the Crowley-Martin (1989; CM) and Holling Type II (1959; HoII) functional response models. Predicted values were obtained from fitting models to randomly selected values of flock size and prey density from within the range of observed values in the field. Mixed-species flocks ranged in size from 5 to 70 individuals and prey densities from 35 to 375/m².

2.96) model at the same prey density and predator abundance of 26 individuals. We conclude that because Miranda (1995) did not extrapolate feeding rates to other flock sizes or estuaries, his estimates of fish removal and inferences about wading bird impact on the fish community were sound. Our simulation showed that had evidence for a predator interference effect been stronger; failing to account for it could have led to substantial under- or overestimates of prey removed/capita depending on the flock size used to estimate feeding rates. Average feeding rates, however, will likely be of limited value to model the impact of wading birds on fish communities as studies increase in complexity (e.g. multiple estuaries). This is because systems under study will vary temporally, spatially or as a result of management actions. Circumstances at the Boquerón Wildlife Refuge represent a plausible example. A major factor undermining the refuge's nursery potential was its levees and dikes, built to improve waterfowl hunting opportunities in the 1970s (Miranda 1995). Such structures restrict fish movement to and from the estuary, increasing prey vulnerability (Morales and Pacheco 1986; Crowder *et al.* 1997). Increasing access to the estuary is a reasonable management option and could fundamentally change the dynamics of predators-prey

interactions. These circumstances favor modeling approaches that can accommodate such dynamic states (e.g. stochastic-dynamic) and stress the value of evaluating multiple functional response models to ensure an adequate description of processes of interest.

Foraging flocks have been of interest to ecologists because they may lead to higher foraging efficiency (e.g. Power 1985; Cezilly and Hafner 1990; Wiggins 1991; Master *et al.* 1993; Stolen 2006). The possibility has been the impetus to quantify tradeoffs between flock size and feeding rates (e.g. Kushlan 1978; Stolen 2006). Because interference might influence this process (e.g. Russell 1978; Kent 1986b; Petit 1987), predator-dependent models provide a suitable framework to test predictions about flock size dynamics. In this vein, Erwin (1989) advanced predictions about how temporal changes in encounter rates affect patch revisitation schedules and feeding rates for four different prey types (e.g. schooling fish). Pertinent to our discussion here is that evidence to support or reject predictions is based on estimates of feeding rates, and these can be influenced by interference (Erwin 1989). Moreover, parameters such as attack and depletion rates could be used as complementary evidence because they serve to gauge patch quality. We argue that predator-dependent models warrant consideration because, if supported by the data, feeding and attack rates are directly derived from models. Appropriate model selection would also lead to more accurate estimation of depletion rates (e.g. removal/capita). Finally, while our questions focused on the possible influence of predator interference on feeding rates, questions about facilitation are also of interest as noted above and could be explored with the BD and CM models. For example, an extension of these models, such that c is treated as a function of predator abundance (e.g. $([c_0 + c_1(P-1)](P-1))$) rather than as a constant as it was in this work, would allow exploration of interference/facilitation across flock sizes.

Purely prey-dependent models, general linear models, and the use of indirect mea-

tures (e.g. giving-up-densities or times) have been helpful in advancing our understanding of wading bird foraging ecology (e.g. Erwin 1985; Draulans 1987; Kersten *et al.* 1991; Gawlik 2002). We suggest that the predator-dependent models used here are a useful benchmark to achieve further progress. This is because modeled parameters are germane to predictions about wading bird foraging ecology and to applied questions such as assessments of nursery potential. Furthermore, the mechanistic bases behind the derivation of models lead to biologically interpretable results (Skalski and Gilliam 2001).

ACKNOWLEDGMENTS

We thank M. Sanderson, J. Cruz, M. Laboy, A. Martínez, W. Miranda, and J. Morales for assistance in the field. The work was supported by a US Fish and Wildlife Service Federal Aid Grant (F-33) through the Puerto Rico Department of Natural and Environmental Resources. We thank C. Arellano for statistical advice, and R. M. Erwin, T. R. Simons and an anonymous referee for reviewing the manuscript.

LITERATURE CITED

- Aliaume, C. A. Zerbi and J. M. Miller. 1997. Nursery habitat and diet of juvenile *Centropomus* species in Puerto Rico estuaries. *Gulf of Mexico Science* 15: 77-87.
- Aliaume, C. A. Zerbi, J. C. Joyeux and J. M. Miller. 2000. Growth of juvenile *Centropomus undecimalis* in a tropical island. *Environmental Biology of Fishes* 59: 299-308.
- Austin, H. M. 1971. A survey of the ichthyofauna of the mangroves of western Puerto Rico from December 1967 to August 1968. *Caribbean Journal Science* 11: 27-39.
- Beddington, J. R. 1975. Mutual interference between parasites or predators and its effect on searching efficiency. *Journal of Animal Ecology* 51: 331-340.
- Brown, J. H. 1991. Methodological advances: new approaches and methods in ecology. Pages 445-455 in *Foundations of Ecology: classic papers with commentaries* (L. A. Real and J. H. Brown, Eds.). University of Chicago Press, Chicago, Illinois.
- Burnham, K. P. and D. R. Anderson. 2002. *Model selection and multimodel inference: a practical information-theoretic approach*. 2nd Edition. Springer-Verlag, New York, New York.
- Cezilly, V. B. and H. Hafner. 1990. Group foraging in Little Egrets (*Egretta garzetta*) from field evidence to experimental investigation. *Behavioural Processes* 21: 69-80.
- Charnov, E. L., G. H. Orians and K. Hyatt. 1976. Ecological implications of resource depression. *American Naturalist* 110: 247-259.
- Crowder, L. B., D. D. Squires and J. A. Rice. 1997. Non-additive effects of terrestrial and aquatic predators on juvenile estuarine fish. *Ecology* 78: 1796-1804.
- Crowley, P. H. and E. K. Martin. 1989. Functional responses and interference within and between year classes of a dragonfly population. *Journal of the North American Benthological Society* 8: 211-221.
- DeAngelis, D. L., R. A. Goldstein and R. V. O'Neill. 1975. A model for trophic interaction. *Ecology* 56: 881-892.
- Durant, D., H. Fritz, S. Blais and P. Duncan. 2003. The functional response in three species of herbivorous Anatidae: effects of sward height, body mass and bill size. *Journal of Animal Ecology* 72: 220-231.
- Draulans, D. 1987. The effects of prey density on foraging behavior and success of adult and first year Gray Herons (*Ardea cinerea*). *Journal Animal Ecology* 56: 479-493.
- Erwin, R. M. 1985. Foraging decisions, patch use, and seasonality in egrets (Aves: Ciconiiformes). *Ecology* 66: 837-844.
- Erwin, R. M. 1989. Predator-prey interactions, resource depression and patch revisitation. *Behavioural Processes* 18: 1-16.
- Gawlik, D. E. 2002. The effects of prey availability on the numerical response of wading birds. *Ecological Monographs* 72: 329-346.
- Gilmore, R. G., C. J. Donohoe and D. W. Cooke. 1983. Observations on the distribution and biology of east central Florida populations of the Common Snook *Centropomus undecimalis*. *Florida Science* 46: 313-336.
- Gillings, S., P. W. Atkinson, S. L. Bardsley, N. A. Clark, S. E. Love, R. A. Robinson, R. A. Stillman and R. G. Weber. 2007. *Journal of Animal Ecology* 76: 503-514.
- Hamilton, L. S. and S. C. Snedaker. 1984. *Handbook for mangrove area management*. United Nations Environment Programme and EastWest Center, Honolulu, Hawaii.
- Holling, C. S. 1959. Some characteristics of simple types of predation and parasitism. *Canadian Entomologist* 91: 385-398.
- Kent, D. M. 1986a. Behavior, habitat use, and food of three egrets in a marine habitat. *Colonial Waterbirds* 9: 25-30.
- Kent, D. M. 1986b. Foraging efficiency of sympatric egrets. *Colonial Waterbirds* 9: 81-85.
- Hurlbert, S. H. 1984. Pseudoreplication and the design of ecological field experiments. *Ecological Monographs* 54: 187-211.
- Kersten, M., R. H. Britton, P. J. Dugan and H. Hafner. 1991. Flock feeding and food intake in Little Egrets: the effects of prey distribution and behavior. *Journal of Animal Ecology* 60: 241-252.
- Kushlan, J. A. 1978. Feeding ecology of wading birds in Wading birds. Pages 249-298 in *Wading Birds* (Sprunt, A. IV, J. C. Ogden and S. Winckler, Eds.). National Audubon Society Research Report No. 7, New York, New York.
- Kushlan, J. A., G. Morales and P. C. Frohring. 1985. Foraging niche relations of wading birds in tropical wet savannas. *Ornithological Monographs* 36: 663-682.
- Kushlan, J. A. 1976. Wading bird predation in a seasonally fluctuating pond. *Auk* 93: 464-476.
- López, J. M., A. W. Stoner, J. R. Garcia and L. Garcia-Muñiz. 1988. Marine food webs associated with Caribbean Island mangrove wetlands. *Acta Científica* 2: 94-123.
- Master, T. L., M. Frankel and M. Russell. 1993. Benefits of foraging in mixed-species waders flocks in a Southern New Jersey saltmarsh. *Colonial Waterbirds* 16: 149-157.

- Miranda, L. 1995. Wading birds predation in tropical mangrove swamps: implications to juvenile fish population dynamics. Unpublished M.Sc. Thesis, North Carolina State University, Raleigh, North Carolina.
- Miranda, L. and J. A. Collazo. 1997a. A modified throw-trap to sample prey for wading bird studies. *Journal Field Ornithology* 68: 602-606.
- Miranda, L. and J. A. Collazo. 1997b. Food habits of 4 species of wading birds (Ardeidae) in a tropical mangrove swamp. *Colonial Waterbirds* 20: 413-418.
- Morales, G. and J. Pacheco. 1986. Effects of diking of a Venezuelan savanna on avian habitat, species diversity, energy flow, and mineral flow through wading birds. *Colonial Waterbirds* 9: 236-242.
- Norris, K. and I. Johnstone. 1998. The functional response of Oystercatchers (*Haematopus ostralegus*) searching for cockles (*Cerastoderma edule*) by touch. *Journal of Animal Ecology* 67: 329-346.
- Odum, W. E., C. C. McIvor and T. J. Smith III. 1982. The ecology of the mangroves of south Florida: A community profile. U.S. Fish and Wildlife Service, Office of Biological Services, Washington, D.C.
- Petit, D. R. 1987. Effect of group size and location within the group on the foraging behavior of White Ibises. *Condor* 89: 602-609.
- Piersma, T., J. Van Gils, P. De Geoijs and J. Van Der Meer. 1995. Holling's functional response model as a tool to link the food-finding mechanism of a probing shorebird with its spatial distribution. *Journal of Animal Ecology* 64: 493-504.
- Power, G. V. N. 1985. Sociobiology and the adaptive significance of interspecific foraging flock in the Neotropics. *Ornithological Monographs* 36: 713-732.
- Ramo, C. and B. Busto. 1993. Resource use by herons in a Yucatan wetland during the breeding season. *Wilson Bulletin* 105: 573-586.
- Russell, J. K. 1978. Effects of interspecific dominance among egrets commensally following Roseate Spoonbills. *Auk* 95: 608-610.
- Skalski, G. T. and J. F. Gilliam. 2001. Functional responses with predator interference: viable alternatives to the Holling Type II Model. *Ecology* 82: 3083-3092.
- Stillman, R. A., P. W. Atkinson, N. A. Clark, S. Gillings, I. G. Henderson, S. E. Love, R. A. Robinson, R. G. Weber and S. L. Bardsley. 2003. Functional responses of shorebirds feeding on Horseshoe Crab eggs, Chapter 2. British Trust for Ornithology Research Report No. 308, Norfolk, UK.
- Stolen, E. D. 2006. Habitat selection and foraging success of wading birds in impounded wetlands in Florida. Unpublished Ph.D. Dissertation, University of Florida, Gainesville, Florida.
- SAS 2002. SAS 2002 Institute, Inc., Cary, NC, Program v. 9.1.
- Takita, T. and J. M. Dean. 1984. Predation of a spawning atherinid fish, *Menidia menidia*, by avian and aquatic predators. *Japanese Journal of Ecology* 34: 431-437.
- Wiggins, D. A. 1991. Foraging success and aggressions in solitary and group-feeding Great Egrets (*Casmerodius albus*). *Colonial Waterbirds* 14: 176-179.
- Zale, A. V. and S. G. Merrifield. 1989. Species profiles: life histories and environmental requirements of coastal fishes and invertebrates (South Florida). Ladyfish and Tarpon. US Fish and Wildlife Service Biological Report 82 (11.104).
- Zerbi, A., C. Aliaume and J.-C. Joyeux. 2001. Growth of juvenile tarpon in Puerto Rican estuaries. *Journal of Marine Sciences* 58: 1-9.