



The Hieracium collection of August Schlickum

Author: Vogt, Robert

Source: Willdenowia, 31(2) : 433-441

Published By: Botanic Garden and Botanical Museum Berlin (BGBM)

URL: <https://doi.org/10.3372/wi.31.31211>

BioOne Complete (complete.BioOne.org) is a full-text database of 200 subscribed and open-access titles in the biological, ecological, and environmental sciences published by nonprofit societies, associations, museums, institutions, and presses.

Your use of this PDF, the BioOne Complete website, and all posted and associated content indicates your acceptance of BioOne's Terms of Use, available at www.bioone.org/terms-of-use.

Usage of BioOne Complete content is strictly limited to personal, educational, and non - commercial use. Commercial inquiries or rights and permissions requests should be directed to the individual publisher as copyright holder.

BioOne sees sustainable scholarly publishing as an inherently collaborative enterprise connecting authors, nonprofit publishers, academic institutions, research libraries, and research funders in the common goal of maximizing access to critical research.

ROBERT VOGT

The *Hieracium* collection of August Schlickum

Abstract

Vogt, R.: The *Hieracium* collection of August Schlickum. – Willdenowia 31: 433-441. 2001. – ISSN 0511-9618.

Life and work of August Schlickum (1867-1946), a high school teacher and amateur botanist at Cologne, is presented in some detail. Schlickum's *Hieracium* collection, which comprises c. 7100 specimens, including several types, as well as material from other collectors, was acquired in 1949 by the Botanical Museum Berlin-Dahlem (B) and is now being incorporated into the general herbarium.

Introduction

Over the last years nearly 35 000 *Hieracium* specimens from the herbaria of Karl Touton (Vogt 1998), Hans Schack (Vogt 1999, Vogt & Schuhwerk 2000, 2001), Joseph Bornmüller and August Schlickum have been incorporated into the general herbarium.

The *Hieracium* herbarium of August Schlickum was acquired by the Botanical Museum Berlin-Dahlem in 1949 and comprises c. 7100 specimens mainly originating from the Rhineland and the Alps. A detailed synopsis of the numerous types present in the *Hieracium* collections of A. Schlickum and K. Touton is in preparation (Vogt, in prep.).

Life and work

August Schlickum was born in Winningen in the Prussian province of Rheinland (now Rheinland-Pfalz), on 7 August 1867, as the second son of Oskar Schlickum (1838-89) and Mathilde Schlickum, née Berninger. His father and grandfather were well-known pharmacists and passionate amateur botanists at Winningen on the Mosel (Krumme 1995). The father, Oskar Schlickum, author of standard pharmaceutical works, also published an "Excursionsflora für Deutschland" (Schlickum, O. 1881) and other botanical works (Schlickum, O. 1864, 1875). The grandfather, Julius Schlickum (1804-84), a highly esteemed florist, assembled an important herbarium of c. 8000 species (Schlickum, R. 1894) and was in close contact with many botanists of his time through his extensive exchange of exsiccata. This long natural science tradition of the family

gave rise to confusion or misinterpretations, e.g. in Ascherson & Graebner (1922-30: 198), Vegter (1986) and Stafleu & Cowan (1985).

Schlickum went to the elementary school at Winnigen and additionally received private tutoring from his father. At that time he started collecting plants and fossils in the surroundings of his home-area and built up his first private collections. In 1880 he entered the Royal Gymnasium in Koblenz, where he stayed for seven years until he passed his final examinations at Easter 1887. Since his elder brother Richard was destined to carry on the family pharmaceutical tradition in Winnigen, August Schlickum subsequently took up the study of natural sciences and mathematics. He attended the universities in Bonn, Zurich, Berlin and finally Marburg, where he completed his state examination for high school teachers in May 1893. However, Schlickum decided to continue his university studies. As an assistant at the Botanical Institute of the Philipps-University in Marburg from 1892 to 1895 he worked under the supervision of Prof. Arthur Meyer on his dissertation "Morphologischer und anatomischer Vergleich der Kotyledonen und ersten Laubblätter der Keimpflanzen der Monokotylen" (Schlickum, A. 1895) and received his PhD from that university on 18 January 1895 (unpubl. ref. 1).

Beginning in May 1895, Schlickum attended the teachers training seminar for one year at the Gymnasium in Koblenz, followed by a vocational career with short-term employments at the Kaiser-Wilhelm Gymnasium in Aachen (1896), the Oberrealschule in Essen (1897-98) and the municipal Gymnasium and Realgymnasium in Düsseldorf (1898-99), before he found his permanent position in 1899 in Cologne as a teacher at the Oberrealschule with Reformrealgymnasium in Humboldt Street. He kept this position for 33 years until he retired in 1932 (unpubl. ref. 2).

In 1905 August Schlickum married Agnes Wilhelmine Jacobsen in Stavanger, Norway. Their only son, Wilhelm Richard, born 22 January 1906 in Cologne (unpubl. ref. 2), later continued the long natural science tradition of the family as a well-known amateur palaeontologist specializing in fossil molluscs.

August Schlickum was a committed teacher, which is evident from the secondary school chemistry and mineralogy textbooks he authored (Schlickum, A. 1907, 1908). Aside his school obligations he devoted himself to thorough scientific studies in the fields of geology, palaeontology and botany. Schlickum published on the interpretation of fossil leaf mould he saved since his school-times in the Kondetal near his home town Winnigen and later in the Brohltal in the Vordereifel (Schlickum, A. 1906, 1925).

Like his father and grandfather, August Schlickum was also an enthusiastic amateur botanist. In his "Beobachtungen an einigen einheimischen Pflanzenarten" (Schlickum, A. 1911), he shows his ability of accurate observation of nature. In later years Schlickum's botanical interest increasingly concentrated on the extremely varied forms of the genus *Hieracium*. This was certainly influenced by his collaboration with Karl Touton, a physician at Wiesbaden and one of the outstanding *Hieracium* specialists at that time (Vogt 1998). Schlickum and Touton stood in close contact and undertook many joint excursions, e.g. in the Rhineland and the Allgäu. Schlickum contributed the geological chapter to Touton's publication on the *Hieracium* flora of Oberstdorf (Schlickum, A. 1916). To improve his hieraciological knowledge Schlickum continuously sent all his *Hieracium* collections from the Rhine area for revision to Touton, who had taken over the "determination bureau for the genus *Hieracium*" for the new "Flora von Westdeutschland" projected by the "Naturhistorischer Verein der Preussischen Rheinlande und Westfalens" (Wirtgen & Roloff 1908). Touton cited Schlickum's material in his contributions on the genus *Hieracium* in the Rhineland, published in seven parts between 1921 and 1929 in the yearbooks of the "Nassauischer Verein für Naturkunde" (Touton 1921, 1922, 1923, 1924, 1925, 1926, 1929). On the basis of these collections more than 230 *Hieracium* taxa have been named by Touton, nearly 100 of them in joint authorship with Schlickum. In appreciation of his highly regarded collaborator, Touton dedicated to him *Hieracium pseudonigriceps* subsp. *schlickumianum* Touton (Touton 1922) (Fig. 1). After 1934 Schlickum took over some expert duties of the late Touton, revised *Hieracium* collections from the Rhine area, which he received

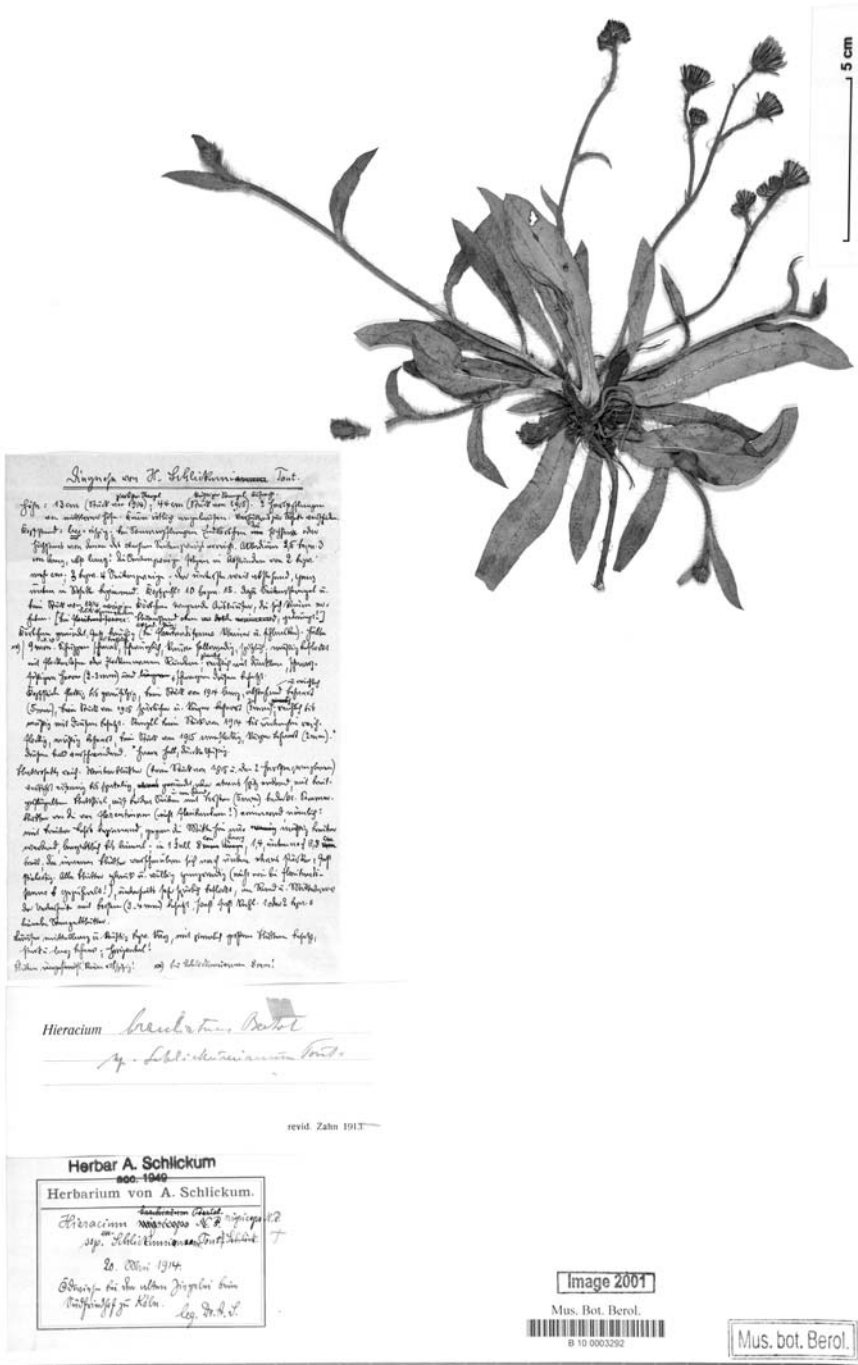


Fig. 1. Type of *Hieracium pseudonigriceps* subsp. *schlickianum* Touton with label and diagnosis written by Schlickum. The "T" on the right side of the label indicates that the specimen has been revised by K. Touton. The handwritten determination on the additional label is by K. H. Zahn.

from other botanists (e.g. A. Ludwig), and contributed to the new edition of the exsiccata “Dr. Philipp Wirtgen: Herbarium plantarum criticarum, selectarum, hybridarumque florum rhenanae” issued by H. Andres.

On 28 May 1946 August Schlickum died at the age of 78 in Cologne.

The *Hieracium* collection

After the death of August Schlickum his herbarium was offered for sale by his heirs. In the annual report of the Botanic Garden and Botanical Museum Berlin-Dahlem for the years 1949-50, the acquisition of the *Hieracium* collection is documented under the heading “Erwerbungen des Herbars (durch Kauf)” with the short note “Aus dem Nachlaß von Prof. Schlickum in Köln 4168 Nrn. *Hieracium*” (Pilger 1953: 37). This is erroneous: 4168 is actually the number of taxa, while the collection comprises c. 7100 specimens. Besides the herbarium, the Botanical Museum acquired the rich *Hieracium* library from Schlickum’s estate, including many standard works to replenish the Museum’s destroyed library.

Schlickum kept an accurate handwritten catalogue (Fig. 2) of his *Hieracium* herbarium, which lists all extant taxa in a systematic order and provides additional information concerning the origin of the material, at least for parts of *H.* subg. *Pilosella*. A last inventory of the herbarium, dated 22 January 1943, yielded 4168 taxa, including 1904 “Euhieracien” and 2264 “Piloselloiden”. A great many unpublished names, also present on the herbarium labels, are listed.

The plant material is very well labelled. Unfortunately Schlickum often mounted two or three collections on a single sheet; consequently the single collections often comprise just one plant or a fragment of it, a fact often criticized by his hieraciological mentor Touton.

A selection of labels used in Schlickum’s herbarium is provided in Fig. 3. The following types of labels can be distinguished (the note “Herbar. A. Schlickum acc. [edit] 1949” has been stamped on the labels in the Botanical Museum Berlin-Dahlem): 1. simple note-block slips of paper with short handwritten specifications concerning locality and collecting date, as well as determination particulars often added later (Fig. 3a-b), 2. handwritten labels without headline or printed resp. stamped components (Fig. 3d), 3. labels with the headline “Herbarium v. Dr. A. Schlickum”, stamped in red ink, and with handwritten locality and determination particulars (Fig. 3c), 4. blank labels with the printed headline “Herbarium von Dr. A. Schlickum” and handwritten locality and determination particulars (Fig. 3e-f), and 5. determination labels with handwritten specifications from various authors.

The plants are reliably determined and nearly all material collected before 1930 has been revised and annotated by Touton, to whom Schlickum sent all his collections. Specimens revised by Touton are marked with a “T” on the labels (Fig. 1, 3a-c, e-f, 4).

Approximately 80-90 % of the specimens were collected by Schlickum himself between 1887 and 1944 in Germany, Scandinavia, the Alps, and the “Riesengebirge” (now Karkonosze mountains). The main part of the collections originates from the surroundings of his residence Cologne and the somewhat more distant areas of the Prussian provinces “Rheinland” and “Hessen-Nassau”, viz. Sauerland, Eifel, Westerwald, Hunsrück and Taunus. The herbarium Schlickum contains original material of many of the c. 100 taxa (Vogt, in prep.) described by Touton alone (Fig. 1) or by Schlickum and Touton in joint authorship (Fig. 4).

Besides the specimens from the Prussian provinces, others from mainly the following areas are present in Schlickum’s collection (year of collection in brackets):

Norway: Stavanger (1911)

Germany: Bavaria, Mittenwald (1915), Oberstdorf (1915), Schliersee (1926), Spessart (1932), Wendelstein (1912); Baden-Württemberg, Schwäbische Alb (1923), Schwarzwald (1917, 1918, 1920, 1938); Brandenburg, Freienwalde (1889); Thüringen (1935), Wartburg (1944)

Switzerland: Berner Alps, St Gotthard (1910), Vierwaldstätter See (1912), Adelboden (1913), Furka, Kandersteg, Nufenen (1928); Rätische Alps, Engadin, Albula (1926); Walliser Alps, Martigny (1932), Simplon (1928)

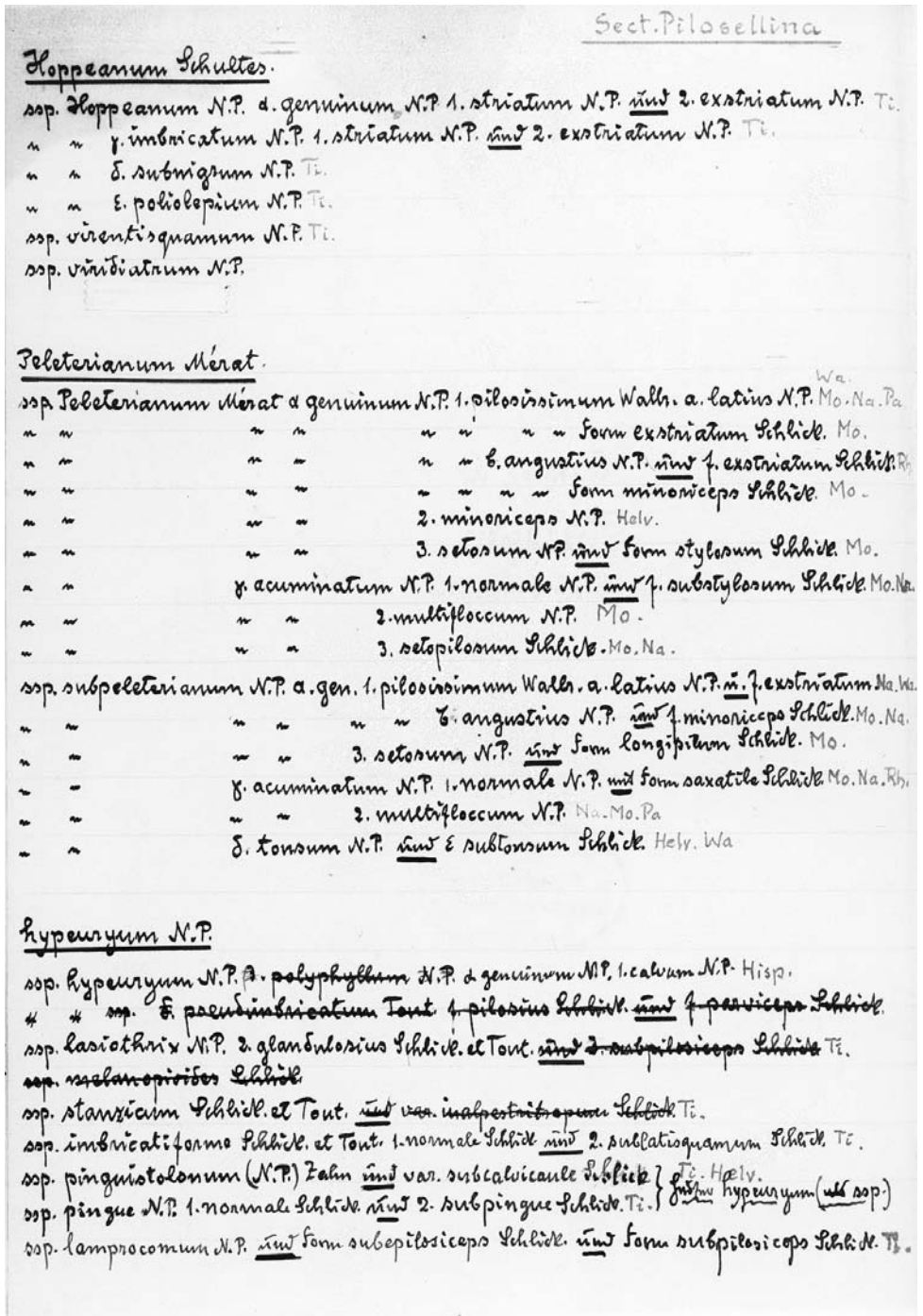


Fig. 2. Page of August Schlickum's handwritten herbarium catalogue.

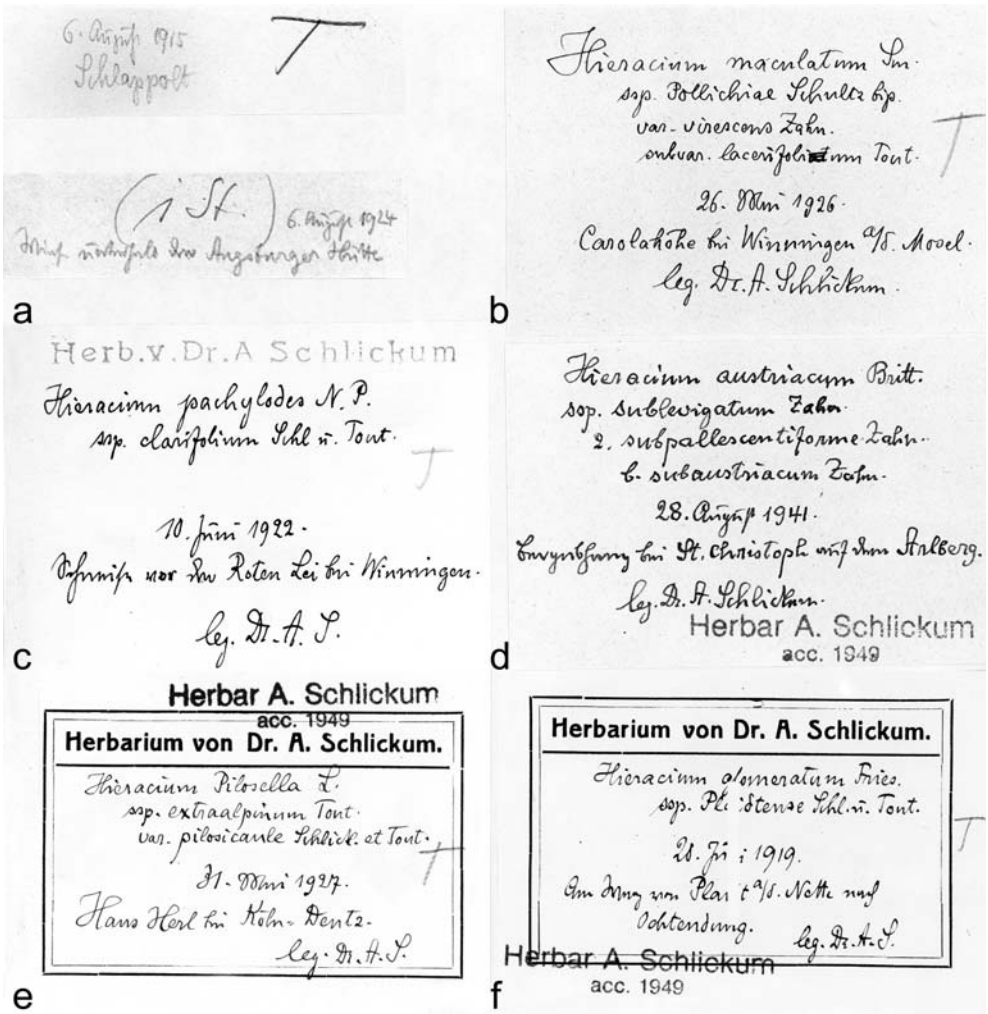


Fig. 3. Labels in the herbarium of August Schlickum with his handwriting. The specimens seen by K. Touton are marked with a "T". The note "Herbar A. Schlickum, acc. 1949" has been stamped on the labels in the Botanical Museum Berlin-Dahlem.

Austria: Arlberg (1929, 1941), Gerlos (1912), Kitzbühl (1926), Landeck (1924, 1941), Schladming (1927)

Czech Republic & Poland: Glatzer Schneeberg (1937), Riesengebirge (1937).

The remaining part of the herbarium consists of exchanged material and collections from Poland, Russia and other areas. Material of the following collectors has been located: Beestmöller, F. Fettweiss, Führer, Lavan, A. Ludwig, Schatz, R. Schlickum, A. Schumacher, J. Schwimmer, F. Tischler and K. Touton. Exsiccata are not present.

Additional plant material collected by August Schlickum was acquired by the Botanical Museum Berlin-Dahlem along with the *Hieracium* collection of Karl Touton (Vogt 1998) and the herbarium of Alfred Ludwig.



Fig. 4. Type of *Hieracium maculatum* subsp. *subdivisum* A. Schlickum & Touton with a label handwritten by Schlickum. The “T” on the right side of the label means that the specimen has been revised by K. Touton. The handwritten determination on the additional label is by K. Touton.

Acknowledgements

I would like to thank E. Krumme (Winningen), Dr Verscharen (Köln), Dr G. M. Waldmann (Coventry), Dr F. Schuhwerk (München) and Dr R. Schilling (Bad Lostorf) for valuable suggestions, L. Smith (Hemet) for the improvement of the English text and Prof. Dr H. W. Lack (Berlin) for the critical reading of the manuscript.

Unpublished references

- (1) Universitätsbibliothek Marburg. Graduation documents “August Schlickum”, graduation diploma dated 18 January 1896.
- (2) Historisches Archiv der Stadt Köln. Archival material on August Schlickum.

References

- Ascherson, P. F. A. & Graebner, K. O. P. P. (ed.) 1922-30: Synopsis der mitteleuropäischen Flora **12(1)**. – Leipzig.
- Krumme, E. 1995: 175 Jahre Winninger Apotheke / 160 Jahre Schlickum Apotheke. Ein Beitrag zur deutschen Pharmaziegeschichte. – Winninger Hefte **5**: 12-47.
- Pilger, R. 1953: Bericht über den Botanischen Garten und das Botanische Museum zu Berlin-Dahlem 1949 bis 1950. – Mitt. Bot. Gart. Mus. Berlin-Dahlem **1**: 32–37
- Schlickum, A. 1895: Morphologischer und anatomischer Vergleich der Kotyledonen und ersten Laubblätter der Keimpflanzen der Monokotylen, p. [i-ii], [1]-80, [1, curr. vitae]. – PhD Univ. Marburg.
- 1896: Morphologischer und anatomischer Vergleich der Kotyledonen und ersten Laubblätter der Keimpflanzen der Monokotylen – Bibl. Bot. **35**.
- 1906: Beiträge zur Kenntnis der Diluvialflora der Rheinprovinz. – Naturwiss. Wochenschr., ser. 2, **5(11)**: 170-173.
- 1907: Lehrbuch der Chemie und Mineralogie sowie der Elemente der Geologie. Für die oberen Klassen der Oberrealschulen. – Essen.
- 1908: Einführung in die Chemie und Mineralogie für die Untersekunda der Oberrealschule. – Essen.
- 1911: Beobachtungen an einigen einheimischen Pflanzenarten. – Pp. 12-18 in: Versammlung vom 22. u. 23. April 1911 zu M.-Gladbach. – Ber. Versamml. Bot. Vereins Rheinland-Westfalen **1911**.
- 1916: Geologische Vorbemerkungen. – [In: Touton, K., Ein Beitrag zur Oberstdorfer Hieracienflora]. – Ber. Bayer. Bot. Ges. **3**: 295-300.
- 1925: Die Pflanzenreste aus den Bimssteintuffen des Kondetals bei Winnigen a. d. Mosel und des Brohltals in der Vordereifel. – Verhandl. Naturhist. Ver. Preuss. Rheinlande Westfalens **81**: 47-91.
- Schlickum, O. 1864: Botanisches Taschenwörterbuch. – Neuwied.
- 1875: Taschenwörterbuch der botanischen Kunstaussdrücke. – Leipzig.
- 1881: Excursionsflora für Deutschland. – Leipzig.
- Schlickum, R. 1894: Ein Herbarium, ... [sale advertisement]. – Bot. Centralbl. **57**: 159.
- Stafleu, F. A. & Cowan, R. S. 1985: Taxonomic literature, ed. 2, 5. – Regnum Veg. **112**.
- Touton, K. 1916: Ein Beitrag zur Oberstdorfer Hieracienflora nebst geologischen Vorbemerkungen von Prof. Dr. phil. Schlickum (Köln). – Mitt. Bayer. Bot. Ges. **3**: 295-314, 323-331.
- 1921, 1922: Die rheinischen Hieracien. Vorstudien zur neuen Flora der Rheinlande, 1. Teil. Die Piloselloiden. – Jahrb. Nassauischen Vereins Naturk. **73**: 41-73, **74**: 1-50.
- 1923, 1924: Die rheinischen Hieracien. Vorstudien zur neuen Flora der Rheinlande, 2. Teil. Die Euhieracien. – Jahrb. Nassauischen Vereins Naturk. **75**: 19-55, **76**: 1-58.
- 1925: *Hieracium Pilosella* L. und *Auricula* Lamk. et DC. in den Rheinlanden. Ergänzung zu

- “Die rheinischen Hieracien, Vorstudien zur neuen Flora der Rheinlande”. – Jahrb. Nassauischen Vereins Naturk. **77**: 35-73.
- 1926: “Die rheinischen Hieracien” und “*Hieracium Pilosella* L. und *Auricula* Lamk. et DC. in den Rheinlanden”. Zusätze und Berichtigungen. – Jahrb. Nassauischen Vereins Naturk. **78**: 101-151.
- 1929: Weitere Zusätze zu “Die rheinischen Hieracien”. – Jahrb. Nassauischen Vereins Naturk. **80**: 107-168 “1928”.
- Vegter, I. H. 1986: Index herbariorum, 2(6) Collectors. – Regnum Veg. **114**.
- Vogt, R. 1998: Das *Hieracium*-Herbar von Karl Touton. – Willdenowia **28**: 253-261.
- 1999: [Hans Schack \(1878-1946\) und sein Berliner *Hieracium*-Herbar. – Willdenowia **29**: 337-348.](#)
- (in prep.): Type material in the *Hieracium* collections of Karl Touton and August Schlickum.
- & Schuhwerk, F. 2000: [Typus-Material im *Hieracium*-Herbar von Hans Schack. – Willdenowia **30**: 161-199.](#)
- & Schuhwerk, F. 2001: Type material in the *Hieracium* collection of Hans Schack, 2. Names published by others than Schack. – Willdenowia **31**: 153-170.
- Wirtgen, F. & Roloff, P. 1908: Anweisung. Naturhistorischer Verein der Preussischen Rheinlande und Westfalens. Flora von Westdeutschland. – Krefeld.
- Zahn, K. H. 1922-38: *Hieracium*. – In: Ascherson, P. F. A. & Graebner, K. O. P. P. (ed.), Synopsis der mitteleuropäischen Flora **12(1)**: 1-492 (1922-30), **12(2)**: 1-790 (1930-35), **12(3)**: 1-708 (1936-38). – Leipzig.

Address of the author:

Dr Robert Vogt, Botanischer Garten und Botanisches Museum Berlin-Dahlem, Freie Universität Berlin, Königin-Luise-Str. 6-8, D-14191 Berlin; e-mail: r.vogt@bgbm.org