

## **What Seeds to Plant in the Great Basin? Comparing Traits Prioritized in Native Plant Cultivars and Releases with those that Promote Survival in the Field**

Authors: Leger, Elizabeth A., and Baughman, Owen W.

Source: Natural Areas Journal, 35(1) : 54-68

Published By: Natural Areas Association

URL: <https://doi.org/10.3375/043.035.0108>

---

The BioOne Digital Library (<https://bioone.org/>) provides worldwide distribution for more than 580 journals and eBooks from BioOne's community of over 150 nonprofit societies, research institutions, and university presses in the biological, ecological, and environmental sciences. The BioOne Digital Library encompasses the flagship aggregation BioOne Complete (<https://bioone.org/subscribe>), the BioOne Complete Archive (<https://bioone.org/archive>), and the BioOne eBooks program offerings ESA eBook Collection (<https://bioone.org/esa-ebooks>) and CSIRO Publishing BioSelect Collection (<https://bioone.org/csiro-ebooks>).

Your use of this PDF, the BioOne Digital Library, and all posted and associated content indicates your acceptance of BioOne's Terms of Use, available at [www.bioone.org/terms-of-use](http://www.bioone.org/terms-of-use).

Usage of BioOne Digital Library content is strictly limited to personal, educational, and non-commercial use. Commercial inquiries or rights and permissions requests should be directed to the individual publisher as copyright holder.

---

BioOne is an innovative nonprofit that sees sustainable scholarly publishing as an inherently collaborative enterprise connecting authors, nonprofit publishers, academic institutions, research libraries, and research funders in the common goal of maximizing access to critical research.

# What Seeds to Plant in the Great Basin? Comparing Traits Prioritized in Native Plant Cultivars and Releases with Those That Promote Survival in the Field

Elizabeth A. Leger<sup>1,2</sup>

<sup>1</sup>University of Nevada, Reno  
Department of Natural Resources and  
Environmental Science  
1664 N. Virginia Street, MS 186  
Reno, NV 89557

Owen W. Baughman<sup>1</sup>

<sup>2</sup> Corresponding author:  
ealeger@gmail.com

**ABSTRACT:** Restoration in the Great Basin is typically a large-scale enterprise, with aerial, drill, and broadcast seeding of perennial species common after wildfires. Arid conditions and invasive plants are significant barriers to overcome, but relatively simple changes to seeds used for restoration may improve success. Here we summarize: 1) the composition of seed mixes used in recent postfire seedings in Nevada, 2) traits that were valued when cultivars and other native seed materials were named and released, and 3) traits that have been demonstrated to increase native perennial grass performance in invaded systems. A review of 420 seeding treatments on public shrublands in Nevada between 2006 and 2009 indicated that native perennial grasses and native shrubs were most frequently included in these projects, followed by exotic and native forbs, and lastly, exotic perennial grasses. Native perennial grasses made up the bulk of seeds used in these treatments, with multiple species of grasses (average of 3.4 species) typically seeded per treatment, while the richness of other functional groups in seed mixes was closer to 1 species per treatment. Traits prioritized in cultivars and native seed material releases included, in order of frequency: forage quality and yield, seed yield, seedling vigor, ability to establish and persist, and drought tolerance, with many other traits mentioned with less frequency. Traits that had consistent support for improving native perennial grass performance in the field were related to early phenology, small size, and higher root allocation. Further tests to determine which traits improve shrub and forb establishment under field conditions could further refine seed source selection, and help maintain diversity in Great Basin systems.

*Index terms:* adaptation, native seeds, phenology, postfire seeding, restoration, roots

## INTRODUCTION

The shrublands of the Great Basin are a unique expanse of open lands in the continental United States, comprised of millions of hectares of nearly continuous and relatively intact native vegetation, compared to converted and highly altered systems like the Great Plains and eastern deciduous forests. However, there is widespread and increasingly rapid loss of these communities due to past and present disturbances such as intensive grazing, exotic plant invasion, and increased frequency of wildfires (Stewart and Hull 1949; Pellant et al. 2004; Davies et al. 2011; Chambers et al. 2013). Maintaining desirable plant communities in the face of these disturbances often requires large-scale efforts that use immense quantities of seeds. Implementing successful restoration in the Great Basin is challenging, especially in the driest and more resource-limited areas (Davies et al. 2011; Hardegree et al. 2011; Arkle et al. 2014). While restoration success may be improved through continued research on plant establishment needs and restoration methods, the seed sources used in restoration are a fundamental consideration for any restoration project (e.g., McKay et al. 2005).

In the Great Basin, an extensive amount of seeding takes place after wildfire, with the aim of preventing conversion to ex-

otic, annual-dominated systems (Davies et al. 2011). Because of the large scale of many of these efforts, hand-collections of wild seeds cannot meet demand for most nonwoody species, especially during years with many fires (Tischew et al. 2011). This places importance on the agronomic suitability of seeds used in large-scale seedings. Plants that are amenable to being grown and harvested efficiently in an agricultural setting are more likely to be cost-effective options for practitioners. In addition, many efforts exist to increase the diversity and availability of native seeds that can be increased for restoration (e.g., Tischew et al. 2011; Shaw et al. 2012).

In addition to agronomic considerations, there are other important factors involved in acquiring seeds for restoration. Restoration is an opportunity to maintain genetic diversity in native systems, and, to achieve this, selected materials should ideally be native species with contemporary ranges that overlap the sites needing restoration. As local adaptation is common in plants (Joshi et al. 2001; Leimu and Fischer 2008), seeded species should originate from areas with similar environmental conditions, following empirical seed zones (e.g., Johnson et al. 2012; Johnson et al. 2013) or generalized seed zones (e.g. Bower et al. 2014) when possible to increase the chances that seeds will perform well under abiotic conditions present at the site. Additionally,

there should be evidence, or a well-founded expectation, that seeds will perform well at the site, given likely environmental conditions, which may include altered soils, the presence of invasive weeds (e.g., Leger 2008), different types of grazing systems, or repeated fire.

Balancing all of these considerations – agronomic suitability, site appropriateness, and restoration performance – is important for selecting plant material of the highest quality and usefulness. Our goal here is to provide information about three aspects of the current state of wildland seedings in the Great Basin. First, we summarize information on the frequency and amount of seeds used in recent seedings, focusing on postfire rehabilitation projects, a major source of seeding in the Great Basin, which took place on public US Bureau of Land Management (BLM) lands in Nevada over a four-year period. Secondly, we present information on traits highlighted in descriptions of most of the commercially available grass, forb, and shrub cultivars and other native plant releases commonly used as seed materials in the Great Basin, gathering data from plant release documents and plant brochures. Finally, we summarize information from a series of field and greenhouse experiments conducted in our lab that were designed to discern which phenological and morphological traits increase perennial native grass performance in disturbed Great Basin systems, and discuss the fit between these results and current restoration practice.

## METHODS

### Large-Scale Seeding in Nevada

We queried the Land Treatment Digital Library (Pilliod and Welty 2013) for seeding projects (aerial, broadcast, and drill) conducted by the BLM in Nevada between 2006 and 2009. Data were available for 420 individual aerial and ground-seeding treatments associated with 164 projects. Most projects involved more than one treatment, as different seed mixes or application methods were used to seed different areas within the same project (average of 11 treatments per project, ranging from

1 to 95). Most treatments were reported from the Elko office (212 treatments), followed by Ely (77), Winnemucca (41), Battle Mountain (33), Jarbidge (20), other offices combined that included some out of state offices on cross-state projects (19), and Carson City (18).

We assessed the frequency of use of seeded species in these treatments, separating species into three different functional groups: grasses, forbs, and shrubs. We further differentiated between native and nonnative species, and tabulated the number of species in each group seeded into each treatment. We defined “native” as species indigenous to the Great Basin, even if the particular collection was outside Nevada state boundaries. Most classifications were straightforward, but we chose to include forage kochia (*Bassia prostrata* (L.) Schrad.), a subshrub, in the forb category, as it has a forb-like growth form under dry conditions. Additionally, two species of blue flax, (*Linum perenne* L. and *L. lewisii* Pursh) were combined due to frequent mislabeling of the *L. perenne* as *L. lewisii* (Pendleton et al. 2008), and included in the native forb category. Finally, Snake River wheatgrass (*Elymus wawawaiensis* J. Carlson & Barkworth) was included in our tabulations as a native grass, though its native range does not include Nevada. Data were included from treatments that were verified as implemented (84%), planned but unverified as implemented (16%), or planned but not implemented (<1%). Seeding rates in total pure live seed, or PLS, lbs/acre were not available for every project, but we compiled species-specific seeding rates for 808 species in 88 projects. From this, we extrapolated likely seeding rates for the other projects using the median seeding rate for each species. Two records were excluded because unrealistic seeding rates appeared to be typos. Most records did not include the name of the cultivar or release planted, which was true for both native and exotic species. While native shrubs are typically wild-collected, the opposite is typically true for native grass and forb species. Grasses and forbs reported without names may represent wild-collected seeds, but this is unlikely to be the case for all but a few species that are difficult to cultivate (e.g., *Hesperostipa*

*comata* (Trin. & Rupr.) Barkworth) and some of the smallest projects.

### Traits Prioritized in Cultivar and Release Selection

Using the Natural Resources Conservation Service Plant Materials Program’s list of Conservation Plants as a starting point, we identified any cultivar or named release (hereafter, “release”) of nonriparian species that are native to any part of Nevada, as well as species native to North America that appeared in our Land Treatment Digital Library query of seeded species. We searched both the academic literature and the World Wide Web to find a Notice of Release or Notice of Naming, as well as any agency-published brochures, for each release. In the absence of these materials, other published documents discussing release traits were used, such as Plant Guides, conference proceedings, and internal agency reports. These published materials were examined and any trait or quality that was mentioned as important or noteworthy in the development and/or selection of each release was recorded. Some releases were cultivars that were bred, selected, or developed with certain traits in mind. Other releases were wild collections, chosen from among other accessions because they possessed particular desirable traits or were from particular regions, but without breeding or selection thereafter. Any traits mentioned during either of these processes were recorded.

We consolidated related traits into categories. For example, traits such as good establishment, high persistence, high survival, and longevity were grouped into “establishment and persistence.” Traits such as site adaptability, wide adapted range, and targeted areas of adaptation were grouped into a “large/useful adapted range” category. Traits such as early phenology, late phenology, and uniform phenology were grouped into “specific/uniform phenology.” Traits such as awn mass, improved seed retention, and indeterminate disarticulation were grouped into a “seed harvestability” category. Finally, traits such as high forage production or quality, increased leafiness, high biomass yield, high palatability, high nutrient content, and retention of

senesced leaves were grouped as “forage yield/quality.” In cases where more than one trait within our categories appeared for a single release (e.g., “high biomass” and “leafiness”), they were counted once, to not overwhelm our survey with results from particularly well-described releases.

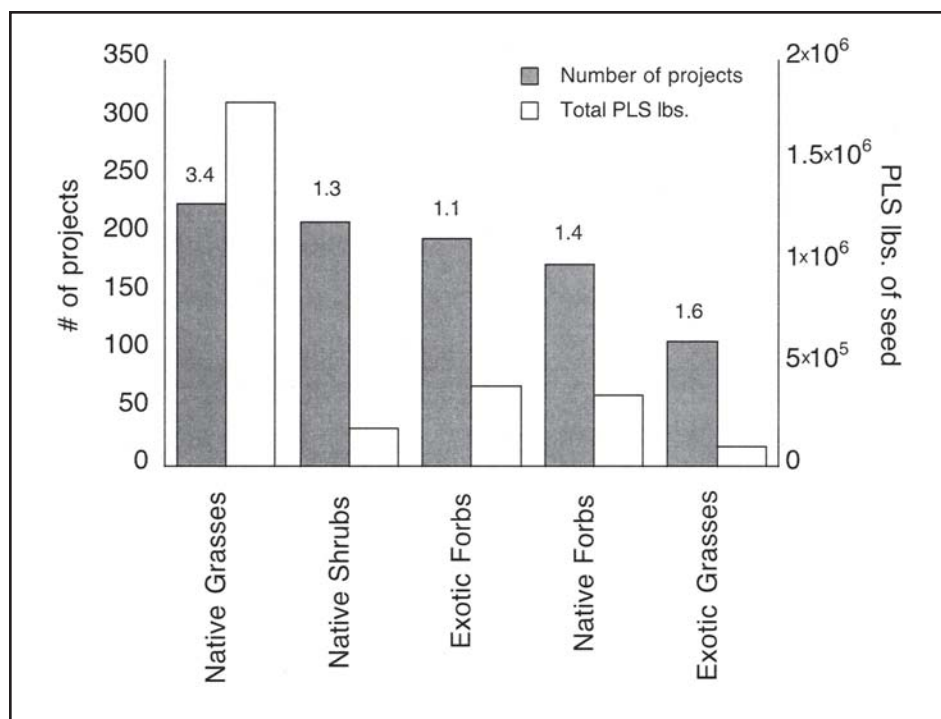
## Traits Important for Survival in Invaded and Disturbed Systems

Focusing on studies from our lab using three experimental techniques, we summarized the traits associated with increased performance or survival in disturbed and invaded Great Basin systems. In studies that compared traits between populations experiencing invasion and nearby, putatively ancestral populations, we summarized information on traits that were more common in invaded populations. We report information only from traits measured on plants grown in common environments, rather than field-measured traits, to increase the likelihood that traits had a genetic basis. When multiple populations show increased frequencies of the same traits in invaded areas, this provides some indication of the potentially adaptive nature of such shifts, although it does not provide direct evidence that these traits are adaptive. Secondly, we summarized information from a study looking at traits associated with survival in a Great Basin restoration site, again focusing on traits measured in a common environment. Finally, we present information on traits that were correlated with increased performance in either greenhouse competition studies or field plantings into Great Basin field sites.

## RESULTS

### Large-Scale Seeding in Nevada

Native perennial grasses were the most frequently seeded functional group by a slight margin, occurring in 54% of projects, and were a high proportion of the volume seeded, consisting of 63% of total PLS lbs. seeded (Figure 1). The frequency of use of other functional groups ranged from 50% (native shrubs) to 25% (exotic perennial grasses), and all other functional groups made up a smaller percent of PLS lbs.



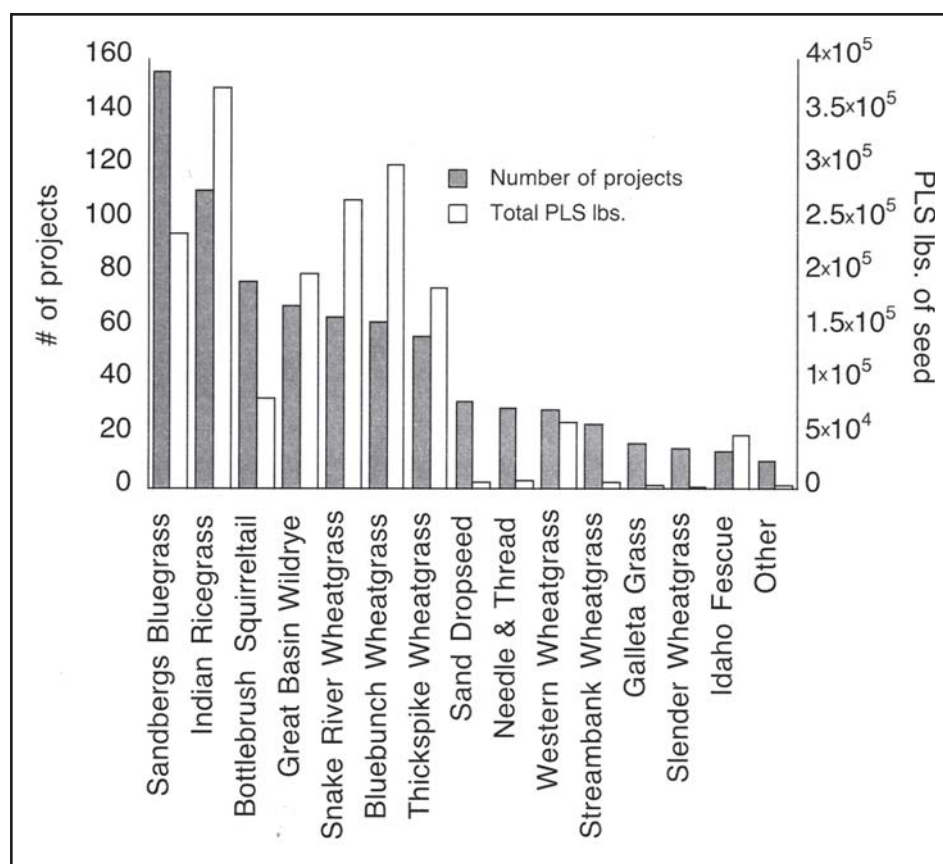
**Figure 1.** The number of treatments that seeded at least one member of each functional group, out of 420 aerial or ground seeding treatments associated with 164 projects in Nevada from 2006 to 2009, with the average number of species seeded per treatment indicated above each column, and the total number of pure live seed (PLS) pounds seeded of each category.

seeded (Figure 1). In treatments where native perennial grasses were seeded, more than one species was included in the mix on average, while the average richness of all other groups was closer to one (Figure 1). Sandberg’s bluegrass (*Poa secunda* J. Presl), Indian ricegrass (*Achnatherum hymenoides* (Roem. & Schult.) Barkworth), and bottlebrush squirreltail (*Elymus elymoides* (Raf.) Swezey) were the most frequently seeded perennial grass species in treatments that seeded this functional group, present in 69%, 49%, and 34% of treatments, respectively. Indian ricegrass, bluebunch wheatgrass (*Pseudoroegneria spicata* (Pursh) Á. Löve), and Snake River wheatgrass had the highest PLS lbs. seeded (Figure 2). In the 174 treatments that seeded native forbs, western yarrow (*Achillea millefolium* L. var. *occidentalis* DC.) and blue flax were most commonly seeded (present in 51% and 35% of treatments, respectively), followed by globemallow (Munro’s and scarlet, *Sphaeralcea munroana* (Douglas) Spach and *Sphaeralcea coccinea* (Nutt.) Rydb., respectively), which was seeded in 12% of treatments. Of the 210 treatments that seeded native

shrubs, Wyoming big sagebrush (*Artemisia tridentata* Nutt. ssp. *wyomingensis* Beetle & Young) was most commonly seeded (42% of treatments), followed by basin big sagebrush (*Artemisia tridentata* Nutt. ssp. *tridentata*) in 31% of treatments, antelope bitterbrush (*Purshia tridentata* (Pursh) DC.) in 16% of treatments, and fourwing saltbush (*Atriplex canescens* (Pursh) Nutt.) in 15% of treatments.

### Traits Prioritized in Cultivar and Release Selection

Published materials that mentioned important traits were located for 90 releases of 33 species of native plants, with more for perennial grasses (66 releases of 18 species) than for forbs (14 releases of 11 species) and shrubs (10 releases of 4 species), collected between 1932 and 2005, and released between 1945 and 2011. From more than 350 references to traits, those pertaining to forage yield and quality were the most valued across all functional groups (Figure 3; 52% of releases; see also Appendix), with seed yield (43% of releases), seedling vigor (which was not



**Figure 2.** The number of treatments that seeded each perennial grass species, and the number of PLS pounds seeded, out of 420 aerial or ground seeding treatments associated with 164 projects in Nevada from 2006 to 2009.

defined, but presumably relates to size, growth rates, and perhaps greenness of seedlings, in 40% of releases), establishment and persistence (37% of releases), and drought tolerance (31% of releases) also being commonly valued traits. These traits were also among the most valued within each functional group. For forbs, forage yield/quality (50% of forb releases), establishment and persistence (43%), large/useful adapted range (43%), and seed yield (36%) were the most commonly valued traits. For grasses, forage yield/quality (47% of grass releases), seedling vigor (42%), seed yield (41%), establishment and persistence (33%), drought/semiarid tolerance (32%), and high/fast germinability (32%) were most commonly valued. In shrubs, high forage yield quality (60% of shrub releases), seed yield (40%), establishment and persistence (30%), large/useful adapted range (30%), seedling vigor (30%), and cold tolerance (30%) were most commonly valued. Traits that were only valued in one functional group included high/fast

germinability, seed mass, and growth on contaminated soil (in 32%, 8%, and 3% of grass releases, respectively), and beauty (in 21% of forbs).

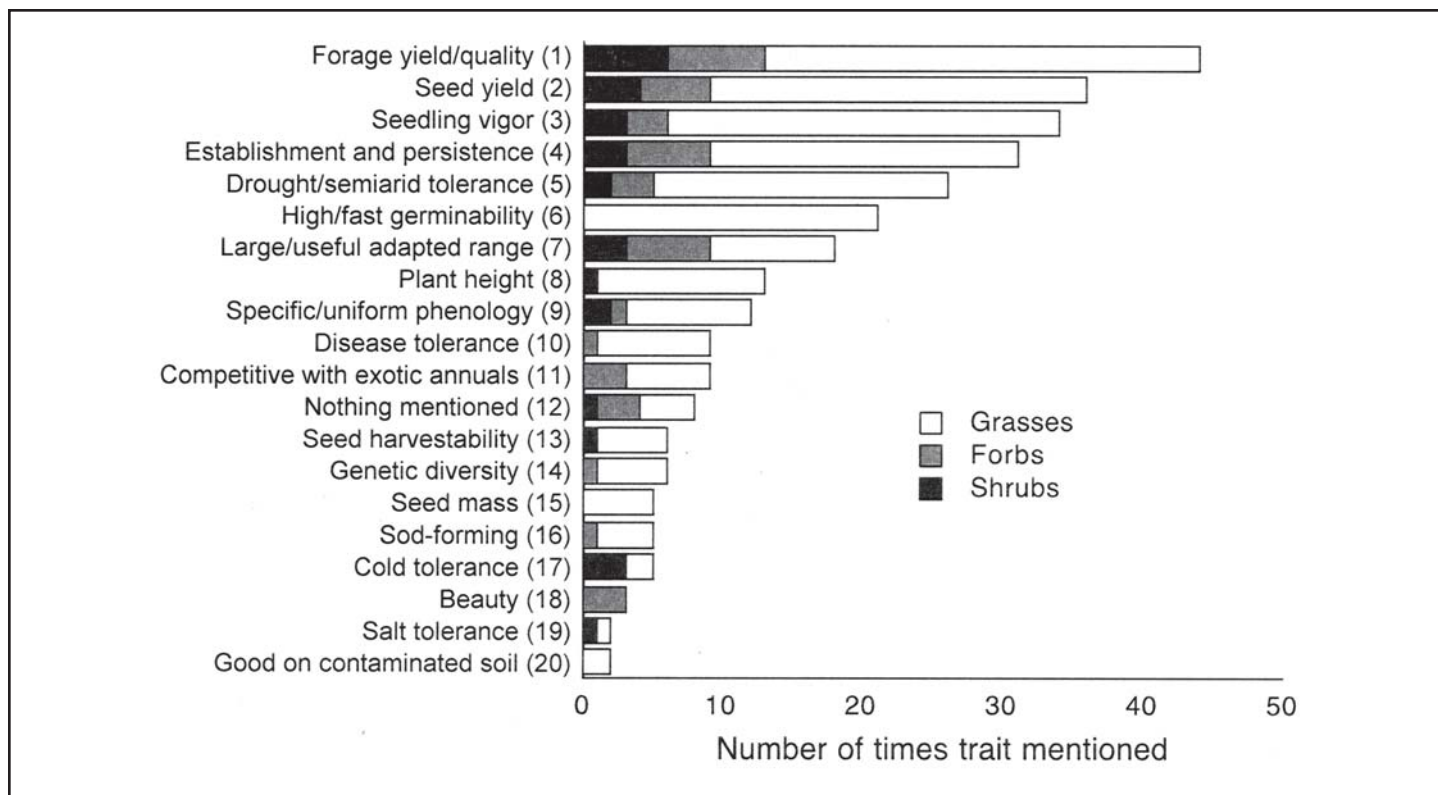
### Traits Important for Survival in Invaded and Disturbed Systems

Traits were compiled from seven studies conducted in our lab (four greenhouse studies, three field studies) focusing on six species of native grasses (Table 1). Some traits were commonly associated with increased survival or performance in invaded systems, while others were more species- or site-specific. For example, multiple lines of evidence indicated that phenological traits such as fall green-up timing for adult plants, flowering time, and timing of seed emergence affect plant performance in invaded systems (Table 1). Early fall green-up was consistently observed when comparing five species of perennial grasses grown in invaded systems

with nearby uninvaded systems (Leger 2008; Goergen et al. 2011), a characteristic linked with increased performance in the presence of competition from cheatgrass (*Bromus tectorum* L.) for one species (Leger 2008). Earlier flowering times in plants from invaded systems were observed in four of these same five species (Goergen et al. 2011), and plants grown from seeds that survived in a restoration seeding also showed earlier flowering times (Kulpa and Leger 2013). While no shifts in emergence timing were observed in invaded populations, or in seeds that survived in restoration, increased survival of earlier-emerging seeds was observed in a common garden field study (Kulpa and Leger 2013).

Other traits with consistent support for improving performance in invaded systems included smaller plant and seed size, and increased root allocation. Big squirreltail (*Elymus multisetus* M.E. Jones) plants grown from seeds collected in invaded systems were smaller than plants grown from seeds collected in nearby uninvaded systems and produced smaller seeds when grown in a common environment (Rowe and Leger 2011). Additionally, these small plants were more tolerant of cheatgrass competition than were larger plants (Rowe and Leger 2011). Smaller bottlebrush squirreltail plants were more likely to survive than larger plants in a restoration seeding, and these plants also made smaller seeds when grown in a common environment. Smaller plants tend to have higher root allocations than larger plants, and this was observed in big squirreltail plants from invaded areas (Rowe and Leger 2011). Higher root allocation was also correlated with increased tolerance to competition in this greenhouse study (Rowe and Leger 2011). Higher root allocation was also observed in bottlebrush squirreltail plants that survived during restoration (Ferguson 2012). In two field plantings in Northern Nevada, increased root allocation had mixed results on seedling survival, with a negative relationship between root allocation and survival at one site and a positive one at another (Atwater et al., in press).

Other root traits, such as root diameter, root length, and root branching had effects that were more variable. For example, big



**Figure 3.** The number of times each trait was discussed as important for development or selection in a plant release, brochure, or other publication, for 90 cultivars and named releases of 33 species of native grasses, forbs and shrubs either native to the Great Basin or seeded in Nevada from 2006 to 2009. Details on traits selected for particular releases are presented in Appendix.

squirreltail plants from invaded areas had smaller root diameters and increased allocation to fine roots, which were directly linked with increased tolerance to cheatgrass competition in one study (Rowe and Leger 2011). These same traits, however, were of mixed importance in a field-survival study with bottlebrush squirreltail, where higher specific root length (the ratio of root length to root weight; higher values are associated with finer roots) was associated with decreased survival in one field site, and increased survival at another (Atwater et al., in press). Increased root forks were associated with increased cheatgrass tolerance in big squirreltail (Rowe and Leger 2011), and increased root tips were correlated with increased field survival of Sandberg's bluegrass in an invaded field site (Leger and Goergen, unpubl. data), but root tips had mixed results in a field study with bottlebrush squirreltail, where overall root length had positive effects on survival in two sites (Atwater et al., in press).

## DISCUSSION

Maintaining diverse native plant communities in the Great Basin under continuing disturbances such as invasion, changing climate and fire regimes, and shifts in grazing pressure is a challenge for land managers, and many efforts are focused on making this process proceed more effectively (Johnson et al. 2010; Hardegree et al. 2011; Shaw et al. 2012). Here, we presented information on the nature of seeds used in recent large-scale, often postfire, seedings on BLM lands in Nevada, the suites of traits most commonly selected in many grass, shrub, and forb cultivars and releases, and the traits associated with increased native perennial grass performance in invaded systems. Relative to a larger-scale and longer-term assessment of seeds used in postfire seedings on BLM lands in four western states (including Nevada) between 1990 and 2003 (Knutson et al. 2014), the seeds used in large-scale restoration in Nevada between 2006 and 2009 had a much larger emphasis on native, rather

than introduced, plants. For example, exotic perennial grasses were seeded in 48% of aerial and 82% of drill seeded sites in the Knutson et al. (2014) study, whereas they were seeded in only 25% of treatments reported here (Figure 1), likely reflecting a change in practice over time.

Native perennial grasses were frequently seeded and made up a large portion of the total pure live seed (PLS) pounds seeded in the projects surveyed here. Though not always documented, these seeds were almost certainly named releases and cultivars, which are the primary seed sources available for large-scale projects. These releases have been developed over many years (Appendix) and are often selected for multiple purposes, including maximizing forage quality and yield, seed production, and increasing the ease of cultivation and increase, which may fit some management priorities, but not others (Johnson et al. 2010). Other frequently mentioned traits, such as seedling vigor and drought tolerance, are presumably aimed to increase

establishment on rangelands. Empirical research associating specific traits with increased performance under invaded conditions has been done on only a subset of native perennial species in a limited area, but our research indicates that a different suite of traits are adaptive when growing in competition with *B. tectorum* or in invaded areas, including early phenology, small size, and high root allocation. Whether these are generalizable traits for other species, functional groups, or areas remains unknown, and additional research should strive to directly describe traits that increase performance in restoration field conditions, so this information can be part of seed source selection decisions.

When commonly available releases do not match management priorities or needs, sources other than named releases may increase overall project success. Because we see restoration as an opportunity to maintain diversity in wild plant populations, we agree with others (Johnson et al. 2010) who advocate the use of increases from wild populations within ecoregions or seed zones (Bower et al. 2014). Ideally, sites for these collections would be populations that have been proven to establish well in field conditions similar to those present at the restoration site. Alternately, utilizing populations that have been selected for their abundance of particularly valuable traits, like early phenology or high allocation to roots, may be beneficial when seeding in areas with invasive annuals. When screening populations for desirable traits is not possible, simply collecting and increasing seeds from invaded or disturbed populations may be beneficial if those populations have undergone natural selection for increased tolerance to annual competition (e.g., Leger 2008; Goergen et al. 2011).

Grasses have many properties that are valuable for restoration, as they produce abundant seed in cultivation, are easy to harvest with existing technology, grow quickly, decrease erosion, suppress weeds, and produce forage for livestock and wildlife. The same characteristics that help grasses suppress weeds may also decrease shrub establishment, and shrub performance can be lower in the presence of grasses (e.g., Hild et al. 2006; Porensky et al. 2014). As

Table 1. Summary of results of studies that a) compared traits of plants growing in invaded and uninvaded communities, b) compared traits of surviving seedlings with those seeded in an original restoration seed mix, or c) directly correlated traits with competitive ability in greenhouse studies or survival in the field. “–” indicates untested variables; SRL = specific root length, the ratio of root length to root weight; and R:S is the root to shoot ratio.

Trait	a) More prevalent in invaded communities	b) More prevalent in survivors of restoration	c) Associated with increased performance
Early fall green-up (adults)	Yes <sup>1,2</sup>	–	Yes <sup>1</sup>
Early flowering	Yes <sup>3</sup>	Yes <sup>6</sup>	–
Early seedling emergence	No <sup>4</sup>	No <sup>6</sup>	Yes <sup>6</sup>
Smaller plants	Yes <sup>4</sup>	Yes <sup>6</sup>	Yes <sup>4</sup>
Smaller seeds	Yes <sup>4</sup>	Yes <sup>6</sup>	–
Increased root allocation (R:S or root fraction)	Yes <sup>4</sup>	Yes <sup>5</sup>	Yes <sup>4</sup> , Mixed <sup>7</sup>
Smaller root diameter, or higher SRL	Yes <sup>4</sup>	No <sup>5</sup>	Yes <sup>4</sup> , Mixed <sup>7</sup>
Allocation to fine roots	Yes <sup>4</sup>	No <sup>5</sup>	Yes <sup>4</sup>
Increased root forks or tips	No <sup>4</sup>	–	Yes <sup>4,8</sup> , Mixed <sup>7</sup>
Root length	No <sup>4</sup>	No <sup>5</sup>	Yes <sup>7</sup>

<sup>1</sup> *Elymus multisetus*, Leger 2008; <sup>2</sup> *Achnatherum hymenoides*, *A. thurberianum*, *Elymus multisetus*, *Hesperostipa comata* and *Poa secunda*, Goergen et al. 2011; <sup>3</sup> All species listed in footnote 2 except *P. secunda*, Goergen et al. 2011; <sup>4</sup> *Elymus multisetus*, Rowe and Leger 2011; <sup>5</sup> *Elymus elymoides*, Ferguson 2012; <sup>6</sup> *Elymus elymoides*, Kulpa and Leger 2013; <sup>7</sup> *Elymus elymoides*, Atwater et al. in press; <sup>8</sup> *Poa secunda*, Leger and Goergen, unpubl. data.

many of the drier sites in the Great Basin are naturally dominated by shrubs rather than grasses, heavy grass seeding, which may provide desirable short-term restoration outcomes, may not be as beneficial for longer-term vegetation trajectories. Further studies that investigate ways to establish shrubs in disturbed systems, potentially manipulating the arrangement of seeds in space (seeding in alternate row or drill passes), seeding in sequence over time, or transplanting seedlings instead of seeds (e.g., McAdoo et al. 2013), may elucidate ways to increase shrub establishment in these systems. Forbs may benefit from such treatment as well.

The scale of seeding and restoration in this region has forced an agronomic approach to seed generation, but such an approach does not necessarily require a reduction in diversity, either at the functional group, species, or population level. For example, while forb diversity was quite low in the seedlings we surveyed, likely reflecting seed availability and cost, these obstacles are diminishing. The amount and diversity of forb seed available for increase in the Great Basin has been on a steady upward trajectory, with many more forbs available now than in 2009, the last year for which these data were available (Shaw et al. 2012). Increasing wild-collected populations of grasses, shrubs, and forbs on a regional scale would increase the diversity of genotypes represented in this region, an attractive proposition, as genetic diversity is the foundation for the continued, long-term adaption of populations to ever-changing conditions (Kingsolver et al. 2001). An abundance of evidence supports the importance of maintaining diversity in natural systems, with cascading effects of plant diversity on ecosystem function, community structure, and diversity of other species guilds (Crutsinger et al. 2006; Hughes et al. 2008; Hooper et al. 2012). Downsides of this approach are primarily the cost of these efforts, but any increases in costs could well be offset by increased performance of such regional collections, and this approach has additional benefits such as conserving native plant diversity and stimulating local seed industries.

In conclusion, we see opportunities for embracing new seed sources for restoration and other seeding projects in the Great Basin, especially for native grasses in regions or vegetative conditions that are not well served by available releases, and for native forbs, in general. While barriers such as climate variability, aridity, exotic weeds, and fire pressures are challenging to overcome, improvements to restoration through changes in seed source selection are relatively attainable. Direct testing of traits that increase establishment across different types of soils, climates, and invasion status, for additional grasses, forbs, and shrubs, may allow us to more accurately find the best seed sources for specific growing conditions, allowing for increased success of restoration projects in the Great Basin.

## ACKNOWLEDGMENTS

We thank the Land Treatment Digital Library and Justin Welty for providing seeding records, and two anonymous reviewers for their contributions.

---

*Elizabeth Leger is an Associate Professor in the Department of Natural Resources and Environmental Sciences at the University of Nevada, Reno (UNR). Her research interests include native plant restoration and the study of Great Basin plant communities. She also co-directs UNR's new Museum of Natural History, which offers opportunities for students of all ages to explore the plants and animals of the Great Basin.*

*Owen Baughman received his MS degree in the Department of Natural Resources and Environmental Sciences at the University of Nevada, Reno. Often at large in some basin or range, his professional interests are to facilitate effective management and conservation of the rich ecosystems of the Intermountain West through a healthy union of science and management. The diversity of plants and the complexity of their ecology in the Great Basin are topics that will keep him intrigued and challenged for decades.*

## LITERATURE CITED

- Arkle, R.S., D.S. Pilliod, S.E. Hanser, M.L. Brooks, J.C. Chambers, J.B. Grace, K.C. Knutson, D.A. Pyke, J.L. Welty, and T.A. Wirth. 2014. Quantifying restoration effectiveness using multi-scale habitat models: implications for sage-grouse in the Great Basin. *Ecosphere* 5:art31.
- Atwater, D.Z., J.J. James, and E.A. Leger. In press. Seedling root traits strongly influence field survival and performance of a common bunchgrass. *Basic and Applied Ecology*.
- Bower, A.D., J.B. St. Clair, and V. Erickson. 2014. Generalized provisional seed zones for native plants. *Ecological Applications* 24:913-919.
- Chambers, J.C., B.A. Bradley, C.S. Brown, C. D'Antonio, M.J. Germino, J.B. Grace, S.P. Hardegree, R.F. Miller, and D.A. Pyke. 2013. Resilience to stress and disturbance, and resistance to *Bromus tectorum* L. invasion in cold desert shrublands of western North America. *Ecosystems* 17:360-375.
- Crutsinger, G.M., M.D. Collins, J.A. Fordyce, Z. Gompert, C.C. Nice, and N.J. Sanders. 2006. Plant genotypic diversity predicts community structure and governs an ecosystem process. *Science* 313:966-968.
- Davies, K.W., C.S. Boyd, J.L. Beck, J.D. Bates, T.J. Svejcar, and M.A. Gregg. 2011. Saving the sagebrush sea: An ecosystem conservation plan for big sagebrush plant communities. *Biological Conservation* 144:2573-2584.
- Ferguson, S.D. 2012. Investigations of physiological and competitive relationships of *Elymus* species related to establishment in the Great Basin, USA. University of Nevada, Reno, ProQuest, UMI Dissertations Publishing. 1518987.
- Goergen, E.M., E.A. Leger, and E.K. Espeland. 2011. Native perennial grasses show evolutionary response to *Bromus tectorum* (cheatgrass) invasion. *PLoS One* 6:e18145.
- Hardegree, S.P., T.A. Jones, B.A. Roundy, N.L. Shaw, T.A. Monaco. 2011. Assessment of range planting as a conservation practice. Pp. 171-212 in Briske D.D., ed., *Conservation Benefits of Rangeland Practices: Assessment, Recommendations, and Knowledge Gaps*. US Department of Agriculture, Natural Resources Conservation Service, Washington, DC.
- Hild, A.L., G.E. Schuman, L.E. Vicklund, and M.I. Williams. 2006. Canopy growth and density of Wyoming big sagebrush sown with cool-season perennial grasses. *Arid Land Research and Management* 20:183-194.
- Hooper, D.U., E.C. Adair, B.J. Cardinale, J.E.

- Byrnes, B.A. Hungate, K.L. Matulich, A. Gonzalez, J.E. Duffy, L. Gamfeldt, and M.I. O'Connor. 2012. A global synthesis reveals biodiversity loss as a major driver of ecosystem change. *Nature* 486:105-108.
- Hughes, A.R., B.D. Inouye, M.T. Johnson, N. Underwood, and M. Vellend. 2008. Ecological consequences of genetic diversity. *Ecology Letters* 11:609-623.
- Johnson, R., M. Cashman, and K. Vance-Borland. 2012. Genecology and seed zones for Indian ricegrass collected in the Southwestern United States. *Rangeland Ecology and Management* 65:523-532.
- Johnson, R., L. Stritch, P. Olwell, S. Lambert, M.E. Horning, and R. Cronn. 2010. What are the best seed sources for ecosystem restoration on BLM and USFS lands? *Native Plants Journal* 11:117-131.
- Johnson, R.C., B.C. Hellier, and K.W. Vance-Borland. 2013. Genecology and seed zones for tapertip onion in the US Great Basin. *Botany* 91:686-694.
- Joshi, J., B. Schmid, M. Caldeira, P. Dimitrakopoulos, J. Good, R. Harris, A. Hector, K. Huss-Danell, A. Jumpponen, and A. Minns. 2001. Local adaptation enhances performance of common plant species. *Ecology Letters* 4:536-544.
- Kingsolver, J.G., H.E. Hoekstra, J.M. Hoekstra, D. Berrigan, S.N. Vignieri, C. Hill, A. Hoang, P. Gibert, and P. Beerli. 2001. The strength of phenotypic selection in natural populations. *The American Naturalist* 157:245-261.
- Knutson, K.C., D.A. Pyke, T.A. Wirth, R.S. Arkle, D.S. Pilliod, M.L. Brooks, J.C. Chambers, and J.B. Grace. 2014. Long-term effects of seeding after wildfire on vegetation in Great Basin shrubland ecosystems. *Journal of Applied Ecology* 51:1414-1424.
- Kulpa, S.M., and E.A. Leger. 2013. Strong natural selection during plant restoration favors an unexpected suite of plant traits. *Evolutionary Applications* 6:510-523.
- Leger, E.A. 2008. The adaptive value of remnant native plants in invaded communities: An example from the Great Basin. *Ecological Applications* 18:1226-1235.
- Leimu, R., and M. Fischer. 2008. A meta-analysis of local adaptation in plants. *PLoS One* 3:e4010.
- McAdoo, J.K., C.S. Boyd, and R.L. Sheley. 2013. Site, competition, and plant stock influence transplant success of Wyoming big sagebrush. *Rangeland Ecology and Management* 66:305-312.
- McKay, J.K., C.E. Christian, S. Harrison, and K.J. Rice. 2005. "How local is local?"—A review of practical and conceptual issues in the genetics of restoration. *Restoration Ecology* 13:432-440.
- Pellant, M., B. Abbey, and S. Karl. 2004. Restoring the Great Basin desert, USA: Integrating science, management, and people. *Environmental Monitoring and Assessment* 99:169-179.
- Pendleton, R.L., S.G. Kitchen, E.D. McArthur, and J.E. Mudge. 2008. The 'Appar' Flax Release: Origin, distinguishing characteristics, and use; And a native alternative. *Native Plants Journal* 9:18-24.
- Pilliod, D.S., and J.L. Welty. 2013. Land Treatment Digital Library: U.S. Geological Survey Data Series 806. Accessed 7 May 2014 <<http://pubs.er.usgs.gov/publication/ds806>>.
- Porensky, L.M., E.A. Leger, J. Davison, W. Miller, E.M. Goergen, E.K. Espeland, and E.M. Carroll-Moore. 2014. Arid old-field restoration: Native perennial grasses suppress weeds and erosion, but also suppress native shrubs. *Agriculture, Ecosystems and Environment* 184:135-144.
- Rowe, C.L.J., and E.A. Leger. 2011. Competitive seedlings and inherited traits: A test of rapid evolution of *Elymus multisetus* (big squirreltail) in response to cheatgrass invasion. *Evolutionary Applications* 4:485-498.
- Shaw, N., M. Pellant, M. Fisk, and E. Denney. 2012. A collaborative program to provide native plant materials for the Great Basin. *Rangelands* 34:11-16.
- Stewart, G., and A.C. Hull. 1949. Cheatgrass (*Bromus tectorum* L.) - an ecologic intruder in Southern Idaho. *Ecology* 30:58-74.
- Tischew, S., B. Youtie, A. Kirmer, and N. Shaw. 2011. Farming for restoration: Building bridges for native seeds. *Ecological Restoration* 29:219-222.

Publication Type										
Species	Release	Functional Group <sup>1</sup>	Year		Publication			Traits <sup>2</sup>	Lead Organization <sup>3</sup>	Authors
			Collection	Release	Release Notice	Brochure	Other			
<i>Achillea millefolium</i>	Eagle	F	1988	2011	x			1, 4, 5, 7, 10	USDA FS RMRS	S.M. Lambert, S.B. Monsen, N. Shaw
<i>Achillea millefolium</i>	Yakima	F	2000	2004	x			1, 4, 13	USDA ARS	B.L. Waldron, K.B. Jensen, R.D. Harrison, A.J. Palazzo, T.J. Cary
<i>Achnatherum hymenoides</i>	Ribstone	G	1993	2003			x	14	USDA ARS FRRL, Logan, UT	T.A. Jones, D.C. Nielson, S.A. Young, A. Phan
<i>Achnatherum hymenoides</i>	Rimrock	G	1960	1996			x	14	USDA NRCS PMC, Bridger, MT	
<i>Achnatherum hymenoides</i>	Star Lake	G	1988	2004	x			6	USDA ARS	T.A. Jones, D.C. Nielson, S.L. Caicco, G.A. Fenchel, S.A. Young
<i>Achnatherum hymenoides</i>	White River	G	1955	2010	x			2, 3, 6	USDA ARS FRRL, Logan, UT	T.A. Jones, S.R. Winslow, S.D. Parr, K.L. Memmott
<i>Achnatherum hymenoides</i>	Nezpar	G	1935	1980	x			1, 3, 4, 6, 8	USDA NRCS PMC, Aberdeen, ID	D.T. Booth, C.G. Howard, C.E. Mowry
<i>Achnatherum hymenoides</i>	Paloma	G		1974			x	1, 2, 3, 4, 5	USDA NRCS PMC, Los Lunas, NM	
<i>Achnatherum occidentale</i>	LK621e	G	1997	2006			x	12	USDA NRCS PMC, Lockeford, CA	
<i>Atriplex canescens</i>	Marana	S	1961	1979			x	4, 5	USDA NRCS PMC, Lockeford, CA	
<i>Atriplex canescens</i>	Rincon	S	1957	1984	x			1, 7, 8, 9, 15	USDA NRCS PMC, Meeker, CO	E.D. McArthur, S.E. Stranathan, G.L. Noller
<i>Atriplex canescens</i>	Santa Rita	S	1962	1987	x		x	1, 2	USDA NRCS PMC, Tuscon, AZ	B.D. Munda, S.M. Lambert
<i>Atriplex canescens</i>	Snake River Plains	S	1976	2001			x	4, 7, 15	USDA NRCS PMC, Aberdeen, ID	L. St. John, P. Blaker

Continued

Publication Type										
Species	Release	Functional Group <sup>1</sup>	Collection Year	Release Year	Release Notice	Brochure	Other Publication	Traits <sup>2</sup>	Lead Organization <sup>3</sup>	Authors
<i>Atriplex canescens</i>	Wytana	S	1960	1979	x	x		1, 2, 3, 4, 5, 20	USDA NRCS PMC, Bridger, MT	
<i>Atriplex lentiformis</i>	Casa	S	1964	1979	x	x	1	1	USDA NRCS PMC, Lockeford, CA	
<i>Bouteloua gracilis</i>	Bad River	G	1988	1996	x			1, 3, 4, 6, 8	USDA NRCS PMC, Bismarck, ND	N.K. Jensen, D.A. Tober, M.J. Knudson
<i>Bouteloua gracilis</i>	Hatchita	G	1957	< 1982		x	5	5	USDA NRCS PMC, Los Lunas, NM	
<i>Bromus marginatus</i>	Bromar	G	1933	1946			x	1, 2, 3, 8, 9, 11	USDA NRCS PMC, Pullman, WA	A.G. Law, J.L. Schwendiman
<i>Bromus marginatus</i>	Garnet	G		1999	x			1, 2, 4, 11	USDA NRCS PMC, Meeker, CO	G.L. Noller, J. Scheetz, M. Majerus, D. Ogle, L. Hoizworth
<i>Dalea ornata</i>	Majestic	F	2005	2011	x			1, 7, 9	USDA ARS FRRRL, Logan, UT	D.A. Johnson, B.S. Bushman, K. Bhattarai, K.J. Connors
<i>Dalea ornata</i>	Spectrum	F	2005	2011	x			1, 7	USDA ARS FRRRL, Logan, UT	D.A. Johnson, B.S. Bushman, K. Bhattarai, K.J. Connors
<i>Distichlis spicata</i>	LK517f	G	1982	2005		x	1, 11	1, 11	USDA NRCS PMC, Lockeford, CA	
<i>Elymus lanceolatus</i>	Schwendimar	G	1934	1994	x		6, 15	6, 15	USDA NRCS PMC, Pullman, WA	
<i>Elymus elymoides</i>	Antelope Creek	G	2003	2008	x		7	7	USDA ARS FRRRL, Logan, UT	T.A. Jones, M.C. Parsons, S.R. Larson, I.W. Mott
<i>Elymus elymoides</i>	Fish Creek	G	1995	2003	x			3, 6, 8, 9, 14, 17	USDA ARS FRRRL, Logan, UT	T.A. Monaco, S.L. Caicco, D.G. Ogle, S.A. Young
<i>Elymus elymoides</i>	Pleasant Valley	G	2002	2009	x		7	7	USDA ARS FRRRL, Logan, UT	T.A. Jones, M.C. Parsons, S.R. Larson, I.W. Mott
<i>Elymus elymoides</i>	Pueblo	G	1976	2005	x	x	1, 2, 3, 4, 7, 8	1, 2, 3, 4, 7, 8	USDA NRCS PMC, Meeker, CO	

Continued

## Publication Type

Species	Release	Functional Group <sup>1</sup>	Collection Year	Release Year	Release Notice	Brochure	Other Publication	Traits <sup>2</sup>	Lead Organization <sup>3</sup>	Authors
<i>Elymus elymoides</i>	Sand Hollow	G	1984	1998	x			2, 9, 10, 17	USDA ARS FRRL, Logan, UT	T.A. Jones, D.C. Nielson, D.G. Ogle, D.A. Johnson, S.A. Young
<i>Elymus elymoides</i>	Sodar	G		1954		x		12	USDA NRCS PMC, Aberdeen, ID	
<i>Elymus elymoides</i>	Toe Jam	G		2004	x			2, 9, 14, 17	USDA ARS FRRL, Logan, UT	T.A. Jones, D.C. Nielson, S.R. Larson, D.A. Johnson, T.A. Monaco, S.L. Caicco, D.G. Ogle, S.A. Young, J.R. Carlson
<i>Elymus elymoides</i>	Tusas	G		2001			x	2, 3, 9	USDA NRCS PMC, Los Lunas, NM	
<i>Elymus elymoides</i>	Wapiti	G	1981	2005	x	x		1, 2, 3, 4, 7, 8	USDA NRCS PMC, Meeker, CO	M.F. Jones, S. Parr, M. Rosales
<i>Elymus glaucus</i>	Arlington	G	1979	1995	x			4, 6, 11	USDA NRCS PMC, Pullman, WA	
<i>Elymus glaucus</i>	Elkton	G	1979	1997	x			1, 2, 3, 6, 9	USDA NRCS PMC, Corvallis, OR	
<i>Elymus glaucus</i>	Mariposa	G	1982	1990		x		1, 2, 3, 5, 11	USDA NRCS PMC, Lockeford, CA	
<i>Elymus glaucus</i>	Union Flat	G	1997	2008	x	x		1, 2, 6	USDA NRCS PMC, Pullman, WA	M. Stannard
<i>Elymus glaucus</i>	White Pass	G	1994	2007	x			1, 6, 7, 11	USDA NRCS PMC, Pullman, WA	
<i>Elymus lanceolatus</i>	Bannock	G	1934	2003	x	x		1, 5, 6, 8, 10	USDA NRCS PMC, Aberdeen, ID	L. St. John, P. Blaker
<i>Elymus lanceolatus</i>	Critana	G	1960	1971		x		2, 3, 5, 6, 16	USDA NRCS PMC, Bridger, MT	S.R. Winslow, R. Hybner

Continued

Publication Type											
Species	Release	Functional Group <sup>1</sup>	Collection Year	Release Year	Release Notice	Brochure	Other Publication		Traits <sup>2</sup>	Lead Organization <sup>3</sup>	Authors
<i>Elymus trachycaulus</i>	Copperhead	G	1998	<2007	x	x			1, 4, 6, 19	USDA NRCS PMC, Bridger, MT	M.E. Majerus, S. Majerus
<i>Elymus trachycaulus</i>	FirstStrike	G		2006		x			1, 3, 4, 5	USDA ARS FRRL, Logan, UT	K.B. Jensen, A.J. Palazzo, B.L. Waldron, B.S Bushman
<i>Elymus trachycaulus</i>	Primar	G	1933	1946	x				12	USDA NRCS PMC, Pullman, WA	
<i>Elymus trachycaulus</i>	Pryor	G		1988	x	x			1, 2, 3, 4, 5, 20	USDA NRCS PMC, Bridger, MT	
<i>Elymus trachycaulus</i>	San Luis	G	1975	1984	x	x			4, 6	USDA NRCS PMC, Meeker, CO	
<i>Elymus wawawaiensis</i>	Discovery	G	1980-86	2008	x				1, 2, 3, 4, 5	USDA ARS FRRL, Logan, UT	T.A. Jones
<i>Elymus wawawaiensis</i>	Secar	G		1980			x	5		USDA NRCS PMC, Pullman, WA	
<i>Festuca idahoensis</i>	Joseph	G		1983			x	1, 2, 6, 17		Idaho AES, Moscow, ID	R.D. Ensign, V.G. Hickey, T.J. Bakken
<i>Festuca idahoensis</i>	Nezpurs	G		1983			x	6, 17		Idaho AES, Moscow, ID	R.D. Ensign, V.G. Hickey, T.J. Bakken
<i>Hedysarum boreale</i>	Timp	F		1994	x	x		2, 3, 4, 7		USDA NRCS PMC, Meeker, CO	M.A. Rosales
<i>Krascheninnikovia lanata</i>	N. Cold Desert	S	1974-77	2001			x	15		USDA NRCS PMC, Aberdeen, ID	L. St. John, P. Blaker
<i>Krascheninnikovia lanata</i>	Open Range	S	1985	2002	x	x		1, 2, 3, 7, 9		USDA NRCS PMC, Bridger, MT	M.E. Majerus, L.K. Holzworth
<i>Leymus cinereus</i>	Continental	G		2009	x			2, 3, 4, 6, 8		USDA ARS FRRL, Logan, UT	T.A.Winslow, M.A. Rosales
<i>Leymus cinereus</i>	Magnar	G		1979			x	1, 3, 5		USDA NRCS PMC, Pullman, WA	

Continued

### **Publication Type**

*Continued*

Species	Release	Functional Group <sup>1</sup>	Publication Type					Traits <sup>2</sup>	Lead Organization <sup>3</sup>	Authors
			Collection Year	Release Year	Release Notice	Brochure	Other Publication			
<i>Penstemon strictus</i>	Bandera	F		1973			x	12	USDA NRCS PMC, Los Lunas, NM	
<i>Penstemon venustus</i>	Alpine	F		1994			x	12	USDA NRCS PMC, Aberdeen, ID	
<i>Penstemon venustus</i>	Clearwater	F	<1981	1995			x	12, 18	USDA NRCS PMC, Aberdeen, ID	L. St. John, P. Blaker
<i>Pleuraphis jamesii</i>	Viva	G		1979			x	1, 2, 3	USDA NRCS PMC, Los Lunas, NM	
<i>Poa secunda</i>	Canbar	G		1979			x	10	USDA NRCS PMC, Pullman, WA	
<i>Poa secunda</i>	Hanford	G					x	5	L&H Seeds, Inc., Connell, WA	
<i>Poa secunda</i>	High Plains	G	1980	2000	x	x		3, 4, 5, 6, 9, 13	USDA NRCS PMC, Bridger, MT	M.E. Majerus, L.K. Holzworth
<i>Poa secunda</i>	Mt. Home	G	1997	2011	x			3, 5, 6, 10	USDA FS RMRS Fort Collins, CO	S.M. Lambert, S.B. Monsen, N. Shaw
<i>Poa secunda</i>	Opportunity	G		2008			x	8, 9, 19	USDA NRCS PMC, Bridger, MT	
<i>Poa secunda</i>	Reliable	G		2004			x	4, 5, 7, 13	USDA ARS FRRL, Logan, UT	
<i>Poa secunda</i>	Service	G	1978	1989		x		1, 15	Alaska PMC, Palmer, AK	P. Hunt, S. Wright
<i>Poa secunda</i>	Sherman	G	1932-35	1945			x	8	USDA NRCS PMC, Pullman, WA	
<i>Pseudoroegneria spicata</i>	Anatone	G	1934-38	2003	x			3, 5, 6, 10	USDA FS RMRS Provo, UT	S.B. Monsen, S.G. Kitchen, K. Memmott, N. Shaw, M. Pellant, S. Young, D. Ogle, L. St. John

Continued

## Publication Type

<sup>1</sup>

Functional Group

Other Publication

Collection Year

Release Year

Release Notice

Brochure

Traits <sup>2</sup>

Species

Release

Functional Group

Collection Year

Release Year

Release Notice

Brochure

Traits <sup>2</sup>Lead Organization <sup>3</sup>

Authors

<i>Pseudoroegneria spicata</i>	P-7	G	many	2002	x	x	2, 7, 13	USDA ARS FRRL, Logan, UT	T.A. Jones, S.R. Larson, D.C. Nielson, S.A. Young, N.J. Chatterton, A.J. Palazzo
<i>Pseudoroegneria spicata</i>	Whitmar	G	1945	x	x	1, 2, 3, 14	USDA NRCS PMC, Pullman, WA		
<i>Purshia tridentata</i>	Lassen	S	<1954	1984	x	x	1, 2, 3, 14	USDA NRCS PMC, Lockeford, CA	
<i>Purshia tridentata</i>	Maybell	S	1997	x	x	12	USDA NRCS PMC, Meeker, CO	G.L. Noller, M. Walsh	
<i>Sphaeralcea coccinea</i>	ARS-2936	F	1987	1993	x	1, 16	USDA ARS FRRL, Logan, UT	M.D. Rumbaugh, B.M. Pendery, H.F. Mayland, G.E. Shewmaker	
<i>Sphaeralcea munroana</i>	ARS-2892	F	1986	1993	x	1, 2, 5	USDA ARS FRRL, Logan, UT	M.D. Rumbaugh, B.M. Pendery	
<i>Sporobolus airoides</i>	Salado	G	1958	1982	x	1, 2, 3, 4, 5, 9	USDA NRCS PMC, Los Lunas, NM		
<i>Sporobolus airoides</i>	Saltalk	G	1981	x	x	12	USDA NRCS PMC, Knox City, TX		
<i>Sporobolus airoides</i>	Vegas	G	2006	x	x	13	USDA NRCS PMC, Tuscon, AZ		

<sup>1</sup> Forb (F), grass(G), shrub (S).<sup>2</sup> Refer to Figure 3 for associated traits.<sup>3</sup> United States Department of Agriculture (USDA) Forest Service (FS) Rocky Mountain Research Station (RMRS), Natural Resources Conservation Service Plant Materials Center (NRCS PMC), Agricultural Research Service Forage and Range Research Laboratory (ARS FRRL), Agricultural Experiment Station (AES).