



Pollinator Abundance and Diversity Under Differing Wet Prairie Management

Authors: Barron, Jamie, and Beston, Julie

Source: Natural Areas Journal, 42(4) : 313-318

Published By: Natural Areas Association

URL: <https://doi.org/10.3375/22-13>

BioOne Complete (complete.BioOne.org) is a full-text database of 200 subscribed and open-access titles in the biological, ecological, and environmental sciences published by nonprofit societies, associations, museums, institutions, and presses.

Your use of this PDF, the BioOne Complete website, and all posted and associated content indicates your acceptance of BioOne's Terms of Use, available at www.bioone.org/terms-of-use.

Usage of BioOne Complete content is strictly limited to personal, educational, and non - commercial use. Commercial inquiries or rights and permissions requests should be directed to the individual publisher as copyright holder.

BioOne sees sustainable scholarly publishing as an inherently collaborative enterprise connecting authors, nonprofit publishers, academic institutions, research libraries, and research funders in the common goal of maximizing access to critical research.

Pollinator Abundance and Diversity under Differing Wet Prairie Management

Jamie Barron^{1,3} and Julie Beston²

¹University of Wisconsin-Stout, Stout, WI 54751

²University of Wisconsin-Stout, Stout, WI 54751

³Corresponding author: jmariebarron@gmail.com

Associate Editor: Michael Curran

ABSTRACT

Pollinator species have seen recent declines in abundance, generating conservation concern as well as alarm about the ecosystem services they provide. A common approach to alleviate pollinator decline is through habitat management, including restoration of degraded habitats and removal of invasive species, but apparent habitat improvement does not necessarily mean an improvement in pollinator abundance and diversity. We collected pollinators in colored pan traps at three sites at the Lacamas Prairie Natural Area, Washington: remnant wet prairie, restored wet prairie, and an area invaded by reed canary grass (*Phalaris arundinacea*). We used model selection to assess whether site and trap color explained variation in pollinator abundance, richness, and diversity. Pollinator abundance was similar at the native and restored sites with predicted averages of 9.06 (7.15, 11.48) and 9.51 (7.52, 12.03), respectively while a heavily invaded reed canary grass site had a significantly lower predicted mean of 7.26 (5.69, 9.26). Site was not included in the top model for species richness or diversity. All three measures varied with trap color. Habitat restoration and invasive species control at Lacamas Prairie appear to have benefited local pollinator populations, but evidence for differences in pollinator richness and diversity was weak. Further work, both characterizing the response of pollinator communities to wet prairie restoration and optimizing trap colors for monitoring in this area, is warranted.

Index terms: invasive species; pollinators; prairie restoration

INTRODUCTION

Pollinators are critical members of their ecological communities, and their ongoing decline is a significant conservation concern. Pollinator biodiversity increases ecosystem productivity, enriches plant diversity, and buffers ecosystems from disturbances (Balvanera et al. 2006; Carvalheiro et al. 2013). Anthropogenic land use changes and the industrialization of agriculture have contributed to widespread declines in pollinators, and evidence from managed populations suggests that other factors may also be contributing to declines, particularly the introduction of invasive species (Winfree et al. 2007; Muñoz and Cavieres 2008; Carvalheiro et al. 2013). Communities may be nearing a tipping point where sudden ecosystem collapse will occur if declines in pollinator species continue (Kremen et al. 2007).

Thriving pollinators require ample amounts of foraging and nesting resources within home ranges. Thus, the efforts to conserve pollinators rely on the creation of high-quality habitats with diverse host plants and microhabitats (Steffan-Dewenter and Tschardt 1999; Donaldson et al. 2002; Kremen et al. 2002; Ricketts et al. 2008; Wratten et al. 2012). Prime pollinator habitat is created through the restoration of landscapes, the enrichment of borders, and establishment of corridors (Albrecht et al. 2007; Dicks et al. 2015; Lowe et al. 2021). Although establishment of pollinator populations supports conservation and restoration success, restoration work often assumes that the creation of suitable habitat is sufficient to ensure pollinator

recovery (Memmott et al. 2004; Fontaine et al. 2006; Forup et al. 2008; Vázquez et al. 2012; Kaiser-Bunbury et al. 2014).

Our objective was to assess whether habitat restoration efforts focused on the plants in a wet prairie in the Pacific Northwest were also associated with increased pollinator abundance and diversity. Moreover, because high pollinator diversity is indicative of robust ecosystem function (Balvanera et al. 2006; Fontaine et al. 2006; Albrecht et al. 2007; Senapathi et al. 2015), evaluation of the pollinator community can also offer insight into the effect of restoration on ecosystem processes. A major concern in the area is invasive reed canary grass (*Phalaris arundinacea*), which has been associated with decreased diversity and abundance of bees and butterflies in an agricultural setting, due to lack of foraging diversity through competitive exclusion of plants (Semere and Slater 2007). If habitat restoration has been effective, pollinator abundance and diversity in restored prairie should be similar to that in remnant prairie and higher than in areas dominated by invasive reed canary grass.

METHODS

Study Site

The Lacamas Prairie Natural Area encompasses a remnant wet prairie ecosystem near Vancouver, Washington, managed by the Washington Department of Natural Resources (DNR). The prairie area is adjacent to an oak savannah habitat to the west and south, private property to the north, and a two-lane highway to the east. We selected three sampling locations within the prairie that reflected different land use history and current cover:

a native site, a restoration site, and a reed canary grass site. The native site is remnant prairie that has been relatively undisturbed (C. Abbruzzese, pers. comm. 4 Oct 2021). The DNR's management focus in this area is controlling woody plants, including Oregon ash (*Fraxinus latifolia*), native and nonnative roses, and native and nonnative hawthorn. Additionally, DNR has done minor spot spraying or pulling of tansy ragwort (*Jacobaea vulgaris*).

The two other sampling locations were in agricultural use for several decades prior to the acquisition of the land by the DNR (C. Abbruzzese, pers. comm. 4 Oct 2021). Previously installed agricultural ditches were partially removed within the restoration area to restore natural hydrogeology, whereas the hydrogeology has not been restored in the reed canary grass (RCG) area. The DNR burned both study areas in 2017. After the burn, they sprayed nonnative meadow foxtail (*Alopecurus pratensis*) and reed canary grass with a grass-specific herbicide (Fusilade) and planted native grasses and forbs. These measures were effective at the restoration site and have nearly eradicated the RCG population there. In contrast, native species have not successfully established at the RCG site. Despite the burn, herbicide application, and native plantings, this area maintains 70–90% RCG cover, perhaps due to its altered hydrogeology. The restoration site is maintained by annual hand-pulling of common teasel (*Dipsacus fullonum*) and planting of native grasses and forbs.

Data Collection

Within each sampling location, we established three 10-m² quadrats. We sampled once a month June through August of 2020 and May through August of 2021. On each sampling occasion, we placed six pan traps (two each of red, blue, and white) in each quadrat, filled them with diluted dish detergent, and left them out for 96 hours (Dorado et al. 2011; Lebuhn et al. 2013). The selected bowl colors were similar to the colors of flowers found in the study area because color of adjacent flowers influences visitation rates (Hegland and Totland 2012).

We then emptied the trap contents into labeled containers filled with 70% isopropyl alcohol to preserve the specimens until they could be processed. Each sample included all individual insects collected for each day in a particular color trap for a sampling quadrat. We identified specimens to species level, when possible (Amateur Entomologists' Society 1997; insectidentification.org). If the key was lacking detail, we referenced a secondary identification text, *Insects of the Pacific Northwest*, offering pictures and descriptions of species found in the study site (Haggard and Haggard 2006).

Data Analysis

We used the *tidyverse* and *vegan* packages to conduct data analysis in program R (Wickham et al. 2019; Oksanen et al. 2020; R Core Team 2021). For this study, we included 35 species identified as effective pollinators (Appendix). For each pan trap on each sampling occasion, we calculated three response variables: abundance, richness, and diversity. We determined the species richness in each sample, and we quantified diversity by calculating e^H , the effective number of species based on the Shannon index (H).

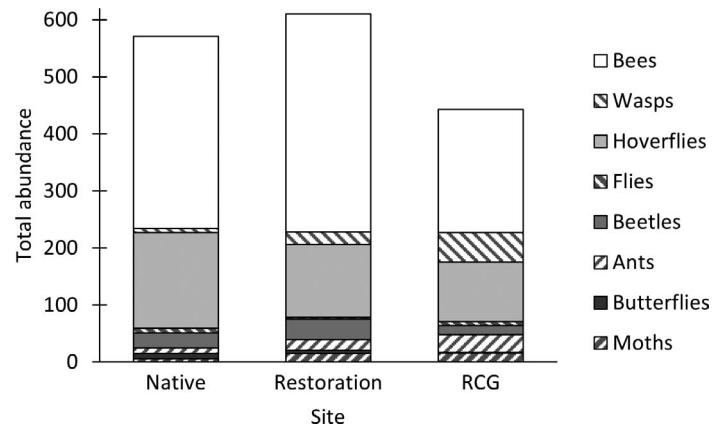


Figure 1.—Total abundance of pollinator groups in samples from native, restoration, and reed canary grass (RCG) sites at Lacamas Prairie Natural Area, Washington, 2020–2021.

We fit a suite of 5 generalized linear models to each response variable, using combinations of site and trap color as predictors. The sample date was included in all models as a random effect to account for stochastic environmental conditions. Both abundance and species richness were count data, and we modeled their errors accordingly. We used negative binomial regression to model abundance because the average abundance (8.60) was much less than the variance in abundance (46.37). Species richness had similar mean (2.96) and variance (2.62), so we used Poisson regression to model richness. We assessed q-q plots for assumption violations and used the corrected Akaike information criterion (AICc) to compare models for each response (Hurvich and Tsai 1989).

RESULTS

We analyzed 189 samples with a combined total of 1625 individual pollinators. Seventeen pollinator species were observed at all three sites and accounted for 97.3% of all observations. Bees were the most common pollinators observed at every site, although they comprised a smaller proportion in the RCG site (Figure 1). Samples from the native site had a greater proportion of hoverflies than the other sites, while samples from the RCG site had a greater proportion of wasps (Figure 1).

On average (95% CI), there were 8.60 (7.62, 9.57) pollinators from 2.96 (2.73, 3.20) species in each sample. The mean diversity, measured as the effective number of pollinator species per sample, was 2.46 (2.28, 2.65). The widest part of the sample distribution of each metric tended to be highest in the native site, intermediate at the restoration site, and lowest at the RCG site (Figure 2).

Trap color was included in the top models for all three metrics, but site was only in the top model for abundance (Table 1). Model results indicated that white traps generally captured more individuals of more species, while red traps caught the fewest individuals and the fewest species (Figure 3). According to the top model for pollinator abundance, native and restoration sites were comparable, with predicted averages of 9.06 (7.15, 11.48) and 9.51 (7.52, 12.03), respectively. However,

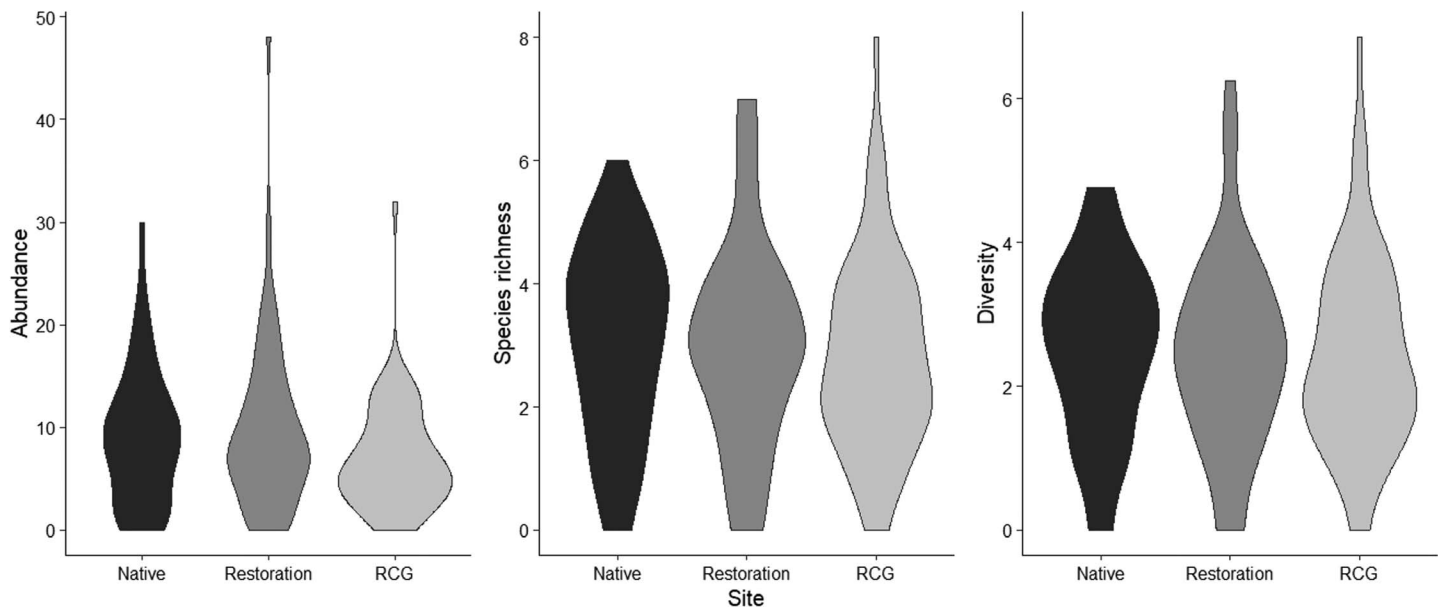


Figure 2.—Violin plots showing the distributions of pollinator community metrics for samples from native remnant prairie, restored prairie, and an area dominated by reed canary grass (RCG) at Lacamas Prairie Natural Area, Washington, 2019–2020. Diversity is the effective number of species based on the Shannon index.

the RCG site had a significantly lower predicted mean abundance of 7.26 (5.69, 9.26; Figure 3).

DISCUSSION

The area with effective habitat restoration and invasive species control had a pollinator abundance similar to the remnant native area and higher than the site heavily invaded by reed canary grass. Although restoration status was not included in the top models for species richness or diversity, comparisons of the distributions of these measures across the three sites provided weak evidence that these other aspects of pollinator communities were also positively associated with restoration. These observations are likely driven by plant–pollinator relationships. Increased floral diversity has been found to increase pollinator visitation and large diverse pollen rewards increased the likelihood of visits by hymenopteran and dipteran pollinators (Harder 1990; Makino et al. 2007; Semere and Slater 2007; Vaudo et al. 2015). Diversity in the timing of flowering can also provide resources throughout the season to support more abundant and diverse pollinator communities (Harder 1990; Makino et al. 2007; Weiner et al. 2014; Pyke 2016). Relative to

the native and restored areas, the invaded site likely had a much lower potential nutritional reward for pollinators, as reed canary grass only flowers until early July and is wind-pollinated (Merigliano and Lesica 1998; Runkel et al. 2009). Further, reduced floral diversity from competitive exclusion by reed canary grass within the invaded site may account for lowered pollinator diversity (Semere and Slater 2007).

Differences among the sites, particularly in species richness and diversity, may have been reduced by their proximity to one another and to edge habitat. When connectivity is high, many pollinators readily move between prime foraging areas and sites that provide refuge or other resources (Klein et al. 2007; Ricketts et al. 2008; Garibaldi et al. 2011; Kennedy et al. 2013; Lowe et al. 2021). Similarly, the colored pan traps may have attracted pollinators from beyond the edge of each site, essentially sampling species that did not really occur at the site.

The colors of the traps themselves likewise had strong effects on the abundance and diversity of pollinator samples, with white and blue traps performing better than red traps. Previous work has similarly found that red pan traps captured a lower abundance and richness of pollinators than blue or white traps (Campbell and Hanula 2007). However, our results are inconsistent with several studies in which blue traps captured greater abundance and richness of pollinators than white traps (Campbell and Hanula 2007; Nuttman et al. 2011; Moreira et al. 2016). It is possible that our white traps were more effective because they had higher reflectance (Vrdoljak and Samways 2012).

While the study area showed visible differences in habitat condition, not all pollinator community metrics we measured showed statistically significant differences. However, habitat connectivity is increasingly recognized as a key component to the restoration of pollinator populations, and the proximity of

Table 1.—Model selection results for the Lacamas Prairie pollinator community metrics. The $\Delta AICc$ for the best models of each metric is in bold.

Model	Abundance		Richness		Diversity	
	K	$\Delta AICc$	K	$\Delta AICc$	K	$\Delta AICc$
Color + date	10	4.64	9	0.00	10	0.00
Site + color + date	12	0.00	11	3.70	12	4.27
Site * color + date	16	0.02	15	10.30	16	9.26
Date	8	60.10	7	15.88	8	23.56
Site + date	10	62.48	9	19.48	10	27.76

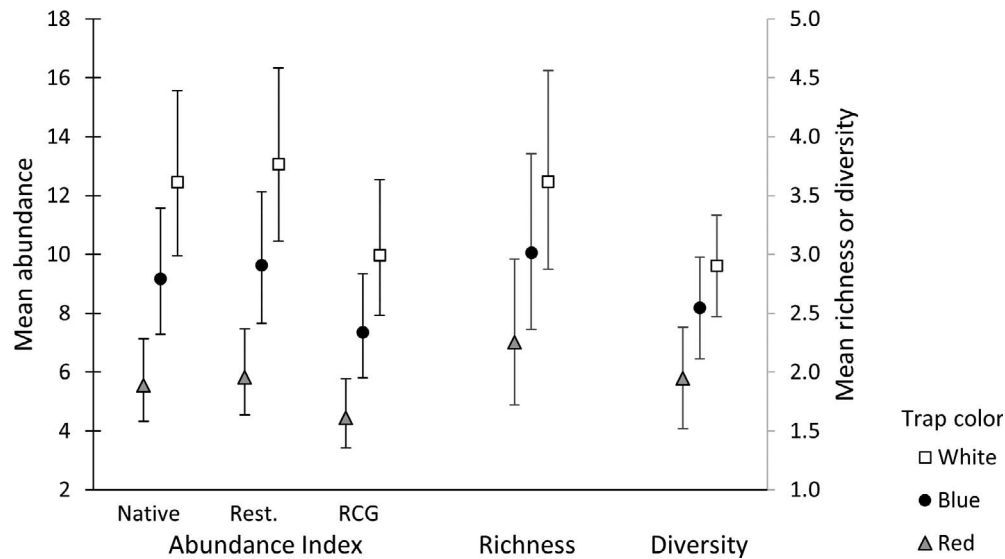


Figure 3.—Mean abundance, species richness, and diversity (effective number of species) of pollinators caught at Lacamas Prairie Natural Area, Washington, 2020–2021, varied over time and with the color of pan trap. The abundance also differed between the native, restoration (Rest.), and reed canary grass (RCG) sites. Error bars show 95% confidence intervals after removing the effect of sample date.

our study sites to one another may have served to reduce observable differences among them. The lack of geographically independent replicates also restricts the generalizability of our results. Despite these limitations, our findings suggest that habitat restoration has benefited pollinators at the Lacamas Prairie Natural Area. Additionally, the observed effects of trap color warrant further investigation for optimizing post-restoration monitoring of pollinators.

ACKNOWLEDGMENTS

I would like to make a special thank you to Carlo Abbruzzese and the Washington Department of Natural Resources for their assistance and use of the Lacamas Prairie Natural Protected Area, without which this project would not have been possible. I would also like to thank University of Wisconsin Stout and the PSM Conservation Biology program for providing me with the background to create, develop, and execute this research project.

Jamie Barron (PSM University of Wisconsin Stout) is an Environmental Specialist in water resources at Washington Department of Ecology Southwest Region. Her research interests are conservation, habitat restoration and management, and invasive species.

Julie Beston is an Associate Professor of Biology at the University of Wisconsin-Stout. Her research interests are wildlife conservation and management, and population and community ecology.

LITERATURE CITED

Albrecht, M., P. Duelli, C. Müller, D. Kleijn, and B. Schmid. 2007. The Swiss agri-environment scheme enhances pollinator diversity and plant reproductive success in nearby intensively managed farmland. *Journal of Applied Ecology* 44:813–822.

- Amateur Entomologists' Society. 1997. Key to adult insects. Accessed 21 June 2022 from <<https://www.amentsoc.org/insects/what-bug-is-this/adult-key.html>>.
- Balvanera, P., A.B. Pfisterer, N. Buchmann, J.-S. He, T. Nakashizuka, D. Raffaelli, and B. Schmid. 2006. Quantifying the evidence for biodiversity effects on ecosystem functioning and services. *Ecology Letters* 9:1146–1156.
- Campbell, J., and J. Hanula. 2007. Efficiency of Malaise traps and colored pan traps for collecting flower visiting insects from three forested ecosystems. *Journal of Insect Conservation* 11:399–408.
- Carvalho, L.G., W.E. Kunin, P. Keil, J. Aguirre-Gutiérrez, W.N. Ellis, R. Fox, Q. Groom, S. Hennekens, W.V. Landuyt, D. Maes, et al. 2013. Species richness declines and biotic homogenisation have slowed down for NW-European pollinators and plants. *Ecology Letters* 16:870–878.
- Dicks, L.V., M. Baude, S.P.M. Roberts, J. Phillips, M. Green, and C. Carvell. 2015. How much flower-rich habitat is enough for wild pollinators? Answering a key policy question with incomplete knowledge. *Ecological Entomology* 40(S1):22–35.
- Donaldson, J., I. Nänni, C. Zachariades, and J. Kemper. 2002. Effects of habitat fragmentation on pollinator diversity and plant reproductive success in renosterveld shrublands of South Africa. *Conservation Biology* 16:1267–1276.
- Dorado, J., D.P. Vázquez, E.L. Stevani, and N.P. Chacoff. 2011. Rareness and specialization in plant–pollinator networks. *Ecology* 92:19–25.
- Fontaine, C., I. Dajoz, J. Meriguet, and M. Loreau. 2006. Functional diversity of plant–pollinator interaction webs enhances the persistence of plant communities. *PLOS Biology* 4(1):e1. <https://doi.org/10.1371/journal.pbio.0040001>
- Forup, M.L., K.S.E. Henson, P.G. Craze, and J. Memmott. 2008. The restoration of ecological interactions: Plant–pollinator networks on ancient and restored heathlands. *Journal of Applied Ecology* 45:742–752.
- Garibaldi, L.A., I. Steffan-Dewenter, C. Kremen, J.M. Morales, R. Bommarco, S.A. Cunningham, L.G. Carvalheiro, N.P. Chacoff, J.H. Dudenhofer, S.S. Greenleaf, et al. 2011. Stability of pollination services decreases with isolation from natural areas despite honey bee visits. *Ecology Letters* 14:1062–1072.

- Haggard, P., and J. Haggard. 2006. *Insects of the Pacific Northwest*. Timber Press, Portland, OR.
- Harder, L.D. 1990. Behavioral responses by bumble bees to variation in pollen availability. *Oecologia* 85:41–47.
- Hegland, S.J., and Ø. Totland. 2012. Interactions for pollinator visitation and their consequences for reproduction in a plant community. *Acta Oecologica* 43:95–103.
- Hurvich, C.M., and C.-L. Tsai. 1989. Regression and time series model selection in small samples. *Biometrika* 76:297–307.
- Kaiser-Bunbury, C.N., D.P. Vázquez, M. Stang, and J. Ghazoul. 2014. Determinants of the microstructure of plant–pollinator networks. *Ecology* 95:3314–3324.
- Kennedy, C.M., E. Lonsdorf, M.C. Neel, N.M. Williams, T.H. Ricketts, R. Winfree, R. Bommarco, C. Brittain, A.L. Burley, D. Cariveau, et al. 2013. A global quantitative synthesis of local and landscape effects on wild bee pollinators in agroecosystems. *Ecology Letters* 16:584–599.
- Klein, A.-M., B.E. Vaissière, J.H. Cane, I. Steffan-Dewenter, S.A. Cunningham, C. Kremen, and T. Tscharntke. 2007. Importance of pollinators in changing landscapes for world crops. *Proceedings of the Royal Society B: Biological Sciences* 274(1608):303–313.
- Kremen, C., N.M. Williams, M.A. Aizen, B. Gemmill-Herren, G. LeBuhn, R. Minckley, L. Packer, S.G. Potts, T. Roulston, I. Steffan-Dewenter, et al. 2007. Pollination and other ecosystem services produced by mobile organisms: A conceptual framework for the effects of land-use change. *Ecology Letters* 10:299–314.
- Kremen, C., N.M. Williams, and R.W. Thorp. 2002. Crop pollination from native bees at risk from agricultural intensification. *Proceedings of the National Academy of Sciences USA* 99:16812–16816.
- Lebuhn, G., S. Droege, E.F. Connor, B. Gemmill-Herren, S.G. Potts, R.L. Minckley, T. Griswold, R. Jean, E. Kula, D.W. Roubik, et al. 2013. Detecting insect pollinator declines on regional and global scales. *Conservation Biology* 27:113–120.
- Lowe, E.B., R. Groves, and C. Gratton. 2021. Impacts of field-edge flower plantings on pollinator conservation and ecosystem service delivery – A meta-analysis. *Agriculture, Ecosystems & Environment* 310:107290.
- Makino, T.T., K. Ohashi, and S. Sakai. 2007. How do floral display size and the density of surrounding flowers influence the likelihood of bumble bee revisitation to a plant? *Functional Ecology* 21:87–95.
- Memmott, J., N.M. Waser, and M.V. Price. 2004. Tolerance of pollination networks to species extinctions. *Proceedings: Biological Sciences* 271:2605–2611.
- Merigliano, M., and P. Lesica. 1998. The native status of reed canarygrass (*Phalaris arundinacea* L.) in the inland northwest, USA. *Natural Areas Journal* 18(3):223–230.
- Moreira, E.F., R.L. da Silva Santos, U.L. Penna, C. Angel-Coca, F.F. de Oliveira, and B.F. Viana. 2016. Are pan traps colors complementary to sample community of potential pollinator insects? *Journal of Insect Conservation* 20:583–596.
- Muñoz, A.A., and L.A. Cavieres. 2008. The presence of a showy invasive plant disrupts pollinator service and reproductive output in native alpine species only at high densities. *Journal of Ecology* 96:459–467.
- Nuttman, C.V., M. Otieno, P.K. Kwabong, R. Combey, P. Willmer, and S.G. Potts. 2011. The utility of aerial pan-trapping for assessing insect pollinators across vertical strata. *Journal of the Kansas Entomological Society* 84:260–270.
- Oksanen, J., F.G. Blanchet, M. Friendly, R. Kindt, P. Legendre, D. McGlinn, P.R. Minchin, R.B. O’Hara, G.L. Simpson, P. Solymos, et al. 2020. *vegan: Community ecology package (2.5-7)*. <<https://CRAN.R-project.org/package=vegan>>
- Pyke, G.H. 2016. Plant–pollinator co-evolution: It’s time to reconnect with optimal foraging theory and evolutionarily stable strategies. *Perspectives in Plant Ecology, Evolution and Systematics* 19:70–76.
- R Core Team. 2021. *R: A language and environment for statistical computing (4.1.2)*. R Foundation for Statistical Computing, Vienna, Austria. <<https://www.R-project.org/>>
- Ricketts, T.H., J. Regetz, I. Steffan-Dewenter, S.A. Cunningham, C. Kremen, A. Bogdanski, B. Gemmill-Herren, S.S. Greenleaf, A.M. Klein, M.M. Mayfield, et al. 2008. Landscape effects on crop pollination services: Are there general patterns? *Ecology Letters* 11:499–515.
- Runkel, S.T., D.M. Roosa, and J. Madson. 2009. *Wildflowers of the Tallgrass Prairie: The Upper Midwest*. University of Iowa Press, Iowa City, IA.
- Semere, T., and F. Slater. 2007. Invertebrate populations in miscanthus (*Miscanthus×giganteus*) and reed canary-grass (*Phalaris arundinacea*) fields. *Biomass and Bioenergy* 31:30–39.
- Senapathi, D., J.C. Biesmeijer, T.D. Breeze, D. Kleijn, S.G. Potts, and L.G. Carvalheiro. 2015. Pollinator conservation—The difference between managing for pollination services and preserving pollinator diversity. *Current Opinion in Insect Science* 12:93–101.
- Steffan-Dewenter, I., and T. Tscharntke. 1999. Effects of habitat isolation on pollinator communities and seed set. *Oecologia* 121:432–440.
- Vaudo, A.D., J.F. Tooker, C.M. Grozinger, and H.M. Patch. 2015. Bee nutrition and floral resource restoration. *Current Opinion in Insect Science* 10:133–141.
- Vázquez, D.P., S.B. Lomáscolo, M.B. Maldonado, N.P. Chacoff, J. Dorado, E.L. Stevani, and N.L. Vitale. 2012. The strength of plant–pollinator interactions. *Ecology* 93:719–725.
- Vrdoljak, S.M., and M.J. Samways. 2012. Optimising coloured pan traps to survey flower visiting insects. *Journal of Insect Conservation* 16:345–354.
- Weiner, C.N., M. Werner, K.E. Linsenmair, and N. Blüthgen. 2014. Land-use impacts on plant–pollinator networks: Interaction strength and specialization predict pollinator declines. *Ecology* 95:466–474.
- Wickham, H., M. Averick, J. Bryan, W. Chang, L. D’Agostino McGowan, R. Francois, G. Grolemund, A. Hayes, L. Henry, J. Hester, et al. 2019. Welcome to the tidyverse. *Journal of Open Source Software* 4(43):1686.
- Winfree, R., N.M. Williams, J. Dushoff, and C. Kremen. 2007. Native bees provide insurance against ongoing honey bee losses. *Ecology Letters* 10:1105–1113.
- Wratten, S.D., M. Gillespie, A. Decourtye, E. Mader, and N. Desneux. 2012. Pollinator habitat enhancement: Benefits to other ecosystem services. *Agriculture, Ecosystems & Environment* 159:112–122.

APPENDIX.—Pollinators observed in pan traps at Lacamas Prairie Natural Area, Washington, 2020–2021.

Order	Family	Scientific name	Common name of species or group	
Coleoptera	Cerambycidae	<i>Brachysomida californica</i>	Longhorn beetle	
		<i>Stenostrophia amabilis</i>	Flower longhorn beetle	
		<i>Callimoxys sanguinicollis</i>	Longhorn beetle	
Diptera	Calliphoridae	<i>Lucilia sericata</i>	Common green bottle fly	
	Syrphidae	<i>Eupeodes lapponicus</i>	Lapland syrphid fly	
		<i>Eupeodes</i> spp.	Hoverfly	
		<i>Syrphus ribesii</i>	Hoverfly	
		<i>Toxomerus gemenatus</i>	Eastern calligrapher	
		<i>Toxomerus</i> spp.	Hoverfly	
		<i>Stictocephala</i> spp.	Treehopper	
Hemiptera	Membracidae			
Hymenoptera	Apidae	<i>Apis mellifera</i>	Western honey bee	
		<i>Bombus vosnesenskii</i>	Yellow-faced bumblebee	
		<i>Bombus mixtus</i>	Fuzzy-horned bumblebee	
		<i>Bombus nevadensis</i>	Nevada bumblebee	
		<i>Bombus</i> spp.	Bumblebee	
		Formicidae	<i>Formica obscuripes</i>	Western thatching ant
		Halictidae	<i>Agapostemon viriscens</i>	Bicolored striped-sweat bee
			<i>Augochlora pura</i>	Sweat bee
		Megachilidae	<i>Osmia</i> spp.	Mason bee
		Sphecidae	<i>Ammophila procera</i>	Common thread-waisted wasp
	<i>Bembix</i> spp.		Sand wasp	
	<i>Polistes</i> spp.		Paper wasp	
	Lepidoptera	Vespidae		
		Arctiinae	<i>Pyrrharctia isabella</i>	Isabella tiger moth
			<i>Tyria jacobaeae</i>	Cinnabar moth
		Erebidae	<i>Spilosoma vagans</i>	Wandering tiger moth
		Hesperiidae	<i>Ochlodes sylvanoides</i>	Woodland skipper
Lasiocampidae		<i>Malacosoma disstria</i>	Forest tent caterpillar moth	
Lycaenidae		<i>Callophrys augustinus</i>	Brown elfin	
Noctuidae		<i>Leucania farcta</i>	Meadow wainscot moth	
		<i>Papaipema sauzalitae</i>	Figwort stem borer	
Notodontidae		<i>Nadata oregonensis</i>	Prominent moth	
Papilionidae		<i>Papilio rutulus</i>	Western tiger swallowtail	
		<i>Papilio multicaudatus</i>	Two-tailed swallowtail	
		<i>Hyaloscotes fumosa</i>	Moth	
Sesiidae	<i>Syanthedon bibionipennis</i>	Strawberry crown moth		