

Synthesis of 312 Studies on the Diet of the Long-Eared Owl *Asio otus*

Author: Birrer, Simon

Source: *Ardea*, 97(4) : 615-624

Published By: Netherlands Ornithologists' Union

URL: <https://doi.org/10.5253/078.097.0430>

BioOne Complete (complete.BioOne.org) is a full-text database of 200 subscribed and open-access titles in the biological, ecological, and environmental sciences published by nonprofit societies, associations, museums, institutions, and presses.

Your use of this PDF, the BioOne Complete website, and all posted and associated content indicates your acceptance of BioOne's Terms of Use, available at www.bioone.org/terms-of-use.

Usage of BioOne Complete content is strictly limited to personal, educational, and non - commercial use. Commercial inquiries or rights and permissions requests should be directed to the individual publisher as copyright holder.

BioOne sees sustainable scholarly publishing as an inherently collaborative enterprise connecting authors, nonprofit publishers, academic institutions, research libraries, and research funders in the common goal of maximizing access to critical research.

Synthesis of 312 studies on the diet of the Long-eared Owl *Asio otus*

Simon Birrer¹



Birrer S. 2009. Synthesis of 312 studies on the diet of the Long-eared Owl *Asio otus*. In: Johnson D.H., Van Nieuwenhuysse D. & Duncan J.R. (eds) Proc. Fourth World Owl Conf. Oct–Nov 2007, Groningen, The Netherlands. *Ardea* 97(4): 615–624.

In this literature review, I examined 475 publications with information on the global diet of the Long-eared Owl *Asio otus*. Data within 312 publications were entered into a database, and quantitative diet data were available from 194 of these publications. The composite data set identified 477 different prey: 180 mammal, 191 bird, 15 reptile, 7 amphibian, and 1 fish species, and 83 invertebrate groupings. In 798 prey lists reflecting 813 033 prey items, small mammals accounted for 93.3% and birds for 6.4% of the vertebrate prey. Prey ranged from 1–500 g, with the vast majority of prey consisting of species ≤ 50 g. Twenty-three species predominate the prey in at least one species list. Diet composition at the family level was similar in different regions, but considerable differences were shown at the species level.

Key words: Long-eared Owl, food composition

¹Swiss Ornithological Institute, Luzernstr. 6, CH - 6204 Sempach, Switzerland (simon.birrer@vogelwarte.ch)

INTRODUCTION

The Long-eared Owl *Asio otus* is distributed over wide areas of North America, Europe, Middle East and Asia, and is relatively common (Mebs & Scherzinger 2000). While a large number of publications reporting on the owls' diet from pellet analyses exist, a quantitative synthesis is missing. Many diet papers are either of an older date, restricted to subregions of the species' range, or do not provide quantitative information (Uttendörfer 1939, Uttendörfer 1952, Smeenk 1972, Schmidt 1975, Marti 1976, Marks *et al.* 1994). For owls, brood sizes and fledging rates (which are crucial measurements in population biology) depend on food availability. Consequently, understanding of diet and the dynamics of prey species become key elements in conservation efforts. The aim of this paper is to compile a synthesis of the global diet of the Long-eared Owl, to aid in understanding this species' ecology.

METHODS

Various bibliographies and databases were searched for Long-eared Owl diet papers (e.g. Clark *et al.* 1978, Muller 1996, Mammen *et al.* 1997, Muller 2000; www.nisc.com, Ornithological Worldwide Literature OWL <http://egizoosrv.zoo.ox.ac.uk/OWL>). Entries into the library of the Swiss Ornithological Institute Sempach were also checked. Data on Long-eared Owl prey was entered into a database. Country, place, longitude and latitude, date, type of prey, proportions of biomass and absolute number of prey items were recorded. If necessary, absolute numbers of prey items were calculated from published percentages. Cases in which this conversion was not possible were excluded from the analysis, e.g. if only proportions of biomass were given. Obvious misprints were corrected before being entered into the database. When a publication contained several sub-lists, i.e. several places, years or seasons, each list was entered separately.

For analyses on the overall prey spectrum in the diet, all sources were included. If all sub-lists together constituted more than 75% of the items in the total list, the sub-lists were used. For qualitative analyses only complete lists including at least 100 prey items were used. I excluded lists in which the following situations occurred: (1) the number of unclassified vertebrate prey items exceeded 10%; (2) 'unclassified voles' made up more than 20% of all classified items; or (3) 'unclassified *Microtus*' made up more than 20% of all *Microtus* individuals.

Body mass of the prey species were derived from the literature. For species below 100 g, the mean adult body mass was used. For larger species, the minimal adult body mass was used because Long-eared Owls are known to prefer smaller prey items. For all invertebrates, a body mass of 1 g was assumed. Percentages refer to the sum of all vertebrate taxa unless stated otherwise. Invertebrates are given as proportion per 100 vertebrates. *Apodemus sylvaticus* and *A. flavicollis* were considered as one prey type as well as species of the genus *Mus*, *Peromyscus*, *Reithrodontomys* and bats, birds, reptiles, amphibians and invertebrates, since they were usually not differentiated in the publications.

Each list was assigned to one or more of eight major geographical regions: North America, northern Europe (Scandinavia including Denmark, the Baltic States and northern Russia), the British Isles (including Ireland), Central Europe (Germany, Poland, Czech Republic, Slovakia, Austria, northern Switzerland, northern France, Benelux), southern Europe (Spain, Mediterranean France, Italy, Southern Switzerland), south-eastern Europe (Slovenia, Hungary, Ukraine and countries south of it), Africa including the Middle East (North Africa, Middle East and Canary Islands), and Asia (excluding Middle East).

RESULTS

In this study, 475 publications with information on prey of Long-eared Owls were examined. Because of logistical constraints, I did not have access to, or necessary language translation support for another 198 references. A total of 312 publications with information on diet were included in the database. Quantitative data could be extracted from 194 publications with a total of 798 prey lists reflecting 813 033 prey items (Table 1; Appendix 1). The majority of prey information, 527 lists reflecting 509 955 prey items, came from Central Europe.

Prey spectrum

Worldwide, a total of 477 prey species of the Long-eared Owl were found (Table 2). Prey reflected 180 mammal, 191 bird, 15 reptile, 7 amphibian, and one fish species. Many invertebrate prey remains could not be classified to the species level, rather they were assigned to 83 different invertebrate groupings. The vast majority (99.6%) of identified prey items were vertebrates (Table 1). Among the vertebrates, mammals made up the majority of the prey, on average 93.5%. Birds were the second largest group with 6.2% (Table 3). The remaining vertebrate classes summed to a fraction of a percentage. In southern Europe 1.8 invertebrates could be found per 100 vertebrates. By contrast, in African prey lists, there were 26.9 invertebrates per 100 vertebrates. When related to the body mass of the prey species, however, invertebrates accounted for only 1% of the biomass.

The broadest prey spectrum (195 species) was found in Central Europe (Table 2). Prey spectrums from the other regions were: southern Europe (168 species), North America (133 species), south-eastern Europe (102 species), the British Isles (74 species), northern Europe (59 species), Africa/Near East (59 species) and Asia (45 species). However, only a few studies were available from these latter two regions.

Body mass of adult prey items ranged from less than 1 g (invertebrates) to over 500 g, with the majority of prey consisting of species \leq 50 g (Fig. 1). When preying on heavier species, mostly juveniles were taken. The heaviest verified prey seized by a Long-eared Owl were two Ruffed Grouse *Bonasia umbellus* (Sutton 1926); female grouse average 575 g (Rusch *et al.* 2000) in their first winter, while males and older females are heavier.

Table 1. Number of prey lists and prey items of the Long-eared Owl grouped by regions.

Region	Prey lists	Number of prey items	Number of vertebrates
North America	24	16736	16522
Northern Europe	71	48761	48576
British Isles	31	15860	15838
Central Europe	527	509955	509206
Southern Europe	66	39132	38443
South-eastern Europe	63	162845	162797
Africa / Middle East	12	6211	4895
Asia	4	16756	16756
Total	798	816256	813033

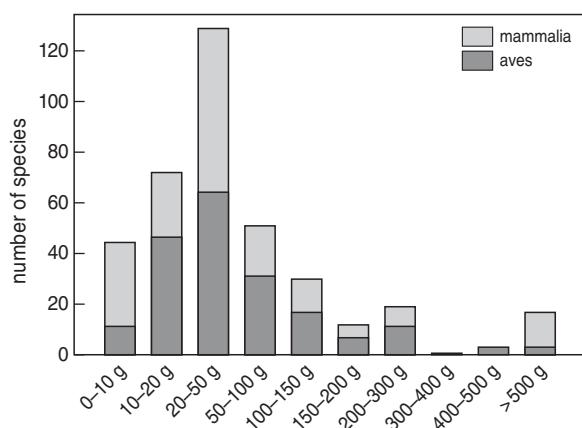


Figure 1. The global avian and mammal prey species of the Long-eared Owl, arranged by adult mass of the prey species. Black portion of bars reflect avian species, grey portions of bars, mammal species.

Diet composition in major regions

Frequency of Prey. Overall, regional differences in the frequencies of vertebrate prey were small (Table 3). The percentages of mammals in the diet for the various regions were: North America (98.1%), northern Europe (96.6%), Central Europe (94.2%), south-eastern Europe (93.0%), southern Europe (89.0%), the British Isles (87.9%), Africa/Middle East (86.4%), and Asia (80.9%). The percentages of birds in the diet for the regions were: North America (1.8%), northern Europe (3.4%), Central Europe (5.8%), south-eastern Europe (11.0%), southern Europe (5.9%), the British Isles (12.0%), Africa/Middle East (6.8%), and Asia (19.1%). The African prey lists contained a relatively large number of reptiles (6.8%) (Table 3).

The largest prey class among the mammals were rodents which made up 91.7% of the vertebrates (lowest 79.5% in Asia, highest 93.3% in northern Europe).

Table 2. Number of prey species of Long-eared Owl grouped by systematic class and region.

	Total	Mammalia	Aves	Reptilia	Amphibia	Pisces	Insecta	Other Invertebrata
North America	133	78	39	5	2	0	5	4
Northern Europe	59	24	34	0	0	0	1	0
British Isles	74	20	51	0	1	0	1	1
Central Europe	195	50	97	3	3	0	38	4
Southern Europe	168	47	89	3	0	0	26	3
South-eastern Europe	102	42	51	0	0	1	8	0
Africa / Middle East	59	18	25	4	1	0	11	0
Asia	45	32	12	1	0	0	0	0
Total	477	180	191	15	7	1	73	10

Table 3. Number of prey items of Long-eared Owl grouped by class and region.

	Insectivora	Chiroptera	Arvicolinae	Cricetinae	Murinae	Other Rodentia	Other Mammalia	Aves	Amphibia, Reptilia & Pisces	Invertebrata
North America	502	10	6087	8431	308	767	109	300	8	214
Northern Europe	1547	2	31882	47	13384		59	1654	1	185
British Isles	550	8	6822		6431		114	1900	13	22
Central Europe	3792	33	407638	8	64234	21	3735	29565	118	749
Southern Europe	990	100	17377		15455	73	214	4231	3	689
South-eastern Europe	2497	8	81053	1307	66290	60	122	9536		48
Africa / Middle East	15	5	661	2	3500	8	36	331	337	1316
Asia	74	164	2187	887	10029	216	2	3197		
Total	9967	330	553703	10682	179631	1145	4391	50714	480	3223

The next common mammalian group were insectivores, reflecting 1.2% of the vertebrates. The insectivores were relatively scarce in prey lists from Africa/Middle East, Asia, and Central Europe (<0.7%), but slightly more frequent in North America (4.1%), northern Europe (3.2%) and the British Isles (3.5%).

At the taxonomic level of family, the pattern in the prey lists is less uniform. In Central Europe, Arvicolinae dominate with 80.1% of the vertebrate prey. In the rest of Europe, in North America and Asia, this family was also predominate, although the proportions were markedly lower (minimum 43.1%). The Murinae were second in Europe and the dominant family in Africa/Middle East (71.5%) and Asia (59.8%) while they are nearly absent in North America. In North America, the Cricetinae were the second largest family (51.0%).

Even more pronounced differences were apparent at the genus level. The genus *Microtus* was the most frequent prey in five regions: *M. arvalis* was the most common species in Central Europe and in south-eastern Europe (72.5%, 46.7%, respectively); *M. agrestis* in northern Europe and British Islands (48.8% and 37.0%,

respectively); and *M. pennsylvanicus* in North America (23.8%). In south-eastern Europe, *Apodemus* was the most numerous genus accounting for 21.0% of the prey frequency, while in the British Islands, northern Europe, and south-eastern Europe the same species accounted for 35.6, 24.7 and 22.1%, respectively. In Africa, 67.3% of the diet was comprised of the species *Mus*.

Worldwide, there are at least 23 species which appear as the most frequent prey in at least one list (Table 4). In Central Europe *Micotus arvalis* is the most common prey species in 81.6% prey lists. In other Central European lists, *Apodemus* sp. (8.5%), birds (7.2%), *Arvicola terrestris*, *Microtus agrestis*, *M. oeconomus* and *Clethrionomys glareolus* predominate.

Biomass of Prey. The 394 vertebrate and 83 invertebrate groups were organized by categories, based on the mass of the adult for each species/group. Weight categories for bird and mammal species are shown in Fig. 1, as these were the major prey. The majority (66.5%) of the vertebrate species were <50 g. Overall, the percentages by biomass correspond largely to the percentages of prey items. Even at the level of prey

Table 4. Maximum proportion of prey species in Long-eared Owl diet. Prey species which reached at least 50% by frequency in at least one list were included. The number of lists in which a certain prey species is dominant is given between parentheses.

Prey species	North America	Northern Europe	British Isles	Central Europe	Southern Europe	South-eastern Europe	Africa / Middle East	Asia
<i>Perognathus parvus</i>	58.7 (1)							
<i>Peromyscus eucopus</i>	51.8 (1)							
<i>Clethrionomys glareolus</i>				58.0 (1)				
<i>Clethrionomys rufocanus</i>								87.2 (1)
<i>Microtus agrestis</i>		92.9 (41)	79.1 (9)	58.0 (1)		59.1 (1)		
<i>Microtus arvalis</i>		70.8 (3)		99.7 (389)		94.1 (28)		
<i>Microtus oeconomus</i>				75.8 (2)				
<i>Microtus guentheri</i>							71.3 (1)	
<i>Microtus ochrogaster</i>	59.5 (1)							
<i>Microtus pennsylvanicus</i>	95.0 (11)							
<i>Microtus socialis</i>							98.9 (1)	
<i>Microtus rossiaemeridionalis</i>		51.3 (1)						
<i>Pitymys lusitanicus</i>					53.5 (1)			
<i>Pitymys savii</i>					84.1 (10)			
<i>Arvicola terrestris</i>				70.7 (3)				
<i>Apodemus spec.</i>		58.9 (3)	87.5 (15)	97.2 (16)	86.3 (7)	66.4 (4)		
<i>Mus spec.</i>					68.6 (5)	59.2 (2)	90.9 (7)	77.4 (2)
<i>Thomomys talpoides</i>	56.9 (1)							
<i>Meriones meridianus</i>								54.1 (1)
Aves		87.4 (1)		96.9 (26)	77.6 (9)			

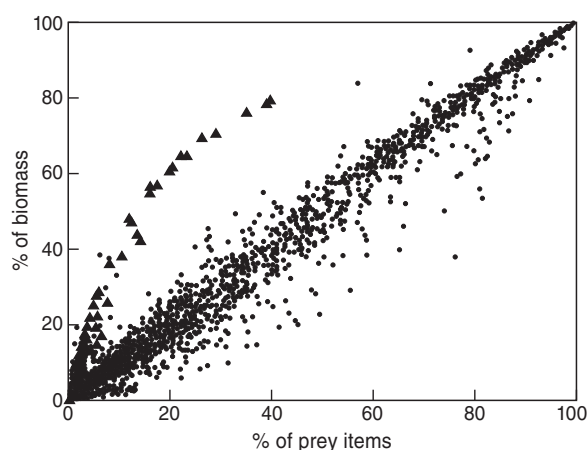


Figure 2. Percentages of prey items compared to percentages of prey biomass. Triangles = *Rattus* spec. $n = 6072$ prey items from 798 prey lists of the Long-eared Owl.

types, the differences between percentages of prey items and biomass are usually small. In half the cases, this difference is below 3.5% and in 90% of cases it is less than 11.1% (Fig. 2). The only exception to this pattern is found in prey lists in which the genus *Rattus* is frequent. The largest differences between the percentages of biomass and prey items at the class level occur in Asia. Mammalia account for 73.1% of the biomass but make up 80.9% of the prey items; birds account for 26.5% of biomass and 19.1% of prey items.

DISCUSSION

Representation of diet studies

Compared to the estimated global distribution of Long-eared Owls, diet studies are strongly reported in some areas, and under-represented in others. Data from Central Europe (especially Germany) is most strongly represented. There are only relatively few lists with quantitative data from North America. Diet lists from Africa and Asia are limited and likely under-represent actual prey arrays (however, lists from Asian areas exist but were logistically difficult to obtain, and language translation was not available to this researcher). Diet lists within a certain region are not necessarily representative either, with some papers reporting dietary exceptions, e.g. data from severe winters or special habitats such as islands.

Proportions and biomass

In this study, I refer to proportions of prey items because uncertainties are involved in the calculation of

body mass proportions. In many prey species, body mass varies considerably with geographical location, sex and individual traits. Often body mass of the lightest adults is only half of that of the heaviest. Also, it has been shown that Long-eared Owls prefer smaller items of the larger prey species. Further publications containing data on sex, age classes and a species mean (and range) of mass for prey would be very helpful for biomass calculations (Tome 2000, Pirovano *et al.* 2000).

The composition of the Long-eared Owls' diet depends on an array of interacting factors (Fig. 3). Season and geographical location of the diet samples, which are usually indicated in the publications, both have an effect on prey diversity. Some papers mention various other factors. Usually, the most abundant species available are preyed upon most often (Canova 1989, Guidoni *et al.* 1999). The proportion of *Microtus* in the prey lists increases with increasing density of this species (Schmidt 1971, Veiga 1981, Wijnandts 1984, Korpimäki 1992, Tome 1994, 2003).

Aspects of predation

Prey abundance does not necessarily explain the degree of predation, as prey need to be accessible to the owls. Factors like vegetation, weather and prey behaviour can influence accessibility (Fig. 3). The Long-eared Owl prefers low and sparse vegetation for hunting (Nilsson 1981, Aschwanden *et al.* 2005). Therefore, prey lists from habitats with different vegetation structure and from different cultivation stages (e.g. before or after harvest of cereal grains) can vary considerably (Tinbergen 1932). *Apodemus*, for instance, is captured more frequently in or near woods (Wijnandts 1984).

Accessibility is influenced indirectly by the season (Fig. 3). Some authors reported no seasonality (Graber 1962, Marti 1974, Armstrong 1958 in Marti 1976) while others found differences between winter and summer (Degn 1976, Nilsson 1981, Wijnandts 1984, San Segundo 1988, Bertolino *et al.* 2001, Rubolini *et al.* 2003).

Weather has an influence on the accessibility of prey items. Many prey species profit from snow cover and this is mirrored in the diet lists (Elders *et al.* 1979, Wijnandts 1984, Schmitz 1987, Ancelet 1987, Canova 1989). Hunting sites and hence prey composition differ in nights with and without wind (van Manen 2001). In America, however, wind did not influence hunting site selection in radio-tracked breeding Long-eared Owls (Craig *et al.* 1988).

The behaviour of a prey species can influence its availability for an owl. Young males of otherwise subterranean rodents display a dispersal pattern during

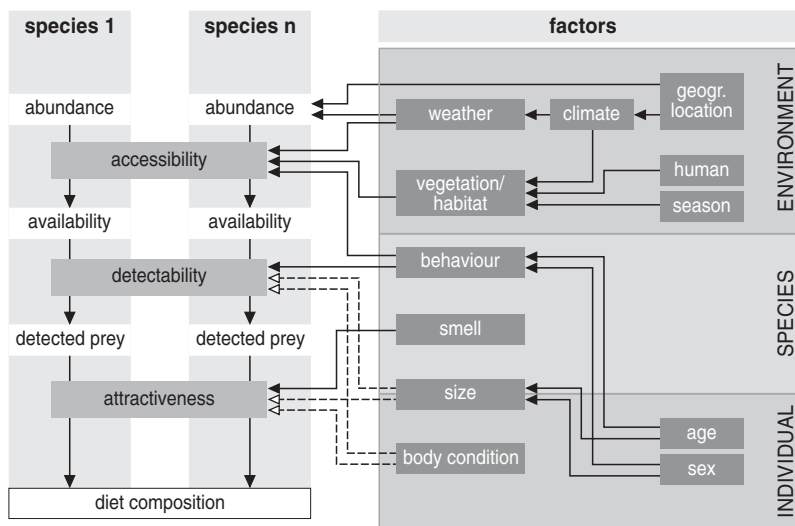


Figure 3. Possible factors influencing diet composition of the Long-eared Owl.

which they can be found on the surface and are therefore more vulnerable to predation by owls. This is a possible reason for the preference of young *Arvicola terrestris* (Saucy 1988, Tome 2000) and *Thomomys talpoides* (Bull *et al.* 1989). Behaviour may also explain the vast differences in the genera *Microtus* and *Pitymys* in the prey lists of Long-eared Owls in Europe. While *Microtus* can be seen regularly on the surface, most *Pitymys* species, e.g. *P. multiplex*, live much more subterraneously (Hausser 1995).

Not all species are equally attractive prey for Long-eared Owls. The attractiveness of a prey species depends on species-specific and individual qualities. Most important is probably size. Generally, vertebrates ≤ 300 g are potential prey items for Long-eared Owls (Fig. 1), with the dominant prey consisting of species ≤ 50 g. The larger prey items reported were probably weakened or injured at the time they were seized. It was assumed several times that owls fed on carcasses. Of the larger species, the smaller individuals are often preferred, e.g. in *Arvicola terrestris* (Saucy 1988, Tome 2000), *Rattus norvegicus* (Gawlik & Banz 1982, Hillis *et al.* 1988, Ekins & Steward 1994, Pirovano *et al.* 2000) and *Thomomys talpoides* (Janes & Barss 1985, Bull *et al.* 1989, Marks *et al.* 1994). In medium-sized prey species, i.e. *Clethrionomys* and *Apodemus*, immature individuals also tend to be taken more often (Lodé 1994). Tome (2000) found a significant size difference between individuals captured as prey by owls and those from trapping efforts in all prey species except for *Apodemus sylvestris*.

Shrews are avoided by Long-eared Owls (Gross 1943) and items caught are sometimes even dropped (Thiollay 1968) presumably because of their smell (or

taste). Correspondingly, compared to the prey lists of other owls, especially the Barn Owl, collected in the same place at the same time, there were fewer shrews found as Long-eared Owl prey (Uttendörfer 1939, López-Gordo *et al.* 1977, Veiga 1980, Erfurt & Stubbe 1987, Roulin 1996). Individuals with poor body condition could also be easier prey for Long-eared Owls. In the pellets, prey items with deformed bones are regularly found and their proportion decreases over the winter (Manegold 2000). Yet, it is not known whether such items are preyed upon selectively. In a lab experiment, a Long-eared Owl hunted more lab mice which were infected with *Sarcocystis dispersa* (Vorisek *et al.* 1998).

ACKNOWLEDGEMENTS

I am very grateful to Raymond Lévêque, Christian Marti and Niklaus Zbinden for their assistance in searching the literature, Dominik Thiel for the translation of the Russian papers and Judith Fischer for the translation of this article. Judith Fischer, Lukas Jenni, Luc Schifferli, and David H. Johnson helped improve the manuscript.

REFERENCES

- Alivizatos H. & Goutner V. 1999. Winter diet of the Barn Owl (*Tyto alba*) and Long-eared Owl (*Asio otus*) in northeastern Greece: a comparison. *J. Raptor Res.* 33: 160–163.
- Ancelet C. 1987. Variation hivernale des proies chez le Hibou moyen-duc (*Asio otus*). *Héron* 20: 81–88.
- Aschwanden J., Birrer S. & Jenni L. 2005. Are ecological compensation areas attractive hunting places for Kestrels *Falco tinnunculus* and Long-eared Owls *Asio otus*? *J. Ornithol.* 146: 279–286.

- Bertolino S., Ghiberti E. & Perrone A. 2001. Feeding ecology of the Long-eared Owl (*Asio otus*) in northern Italy: is it a dietary specialist? *Can. J. Zool.* 79: 2192–2198.
- Bull E.L., Wright A.L. & Henjum M.G. 1989. Nesting and diet of Long-eared Owls in conifer forests, Oregon. *Condor* 91: 908–912.
- Canova L. 1989. Influence of snow cover on prey selection by Long-eared Owls *Asio otus*. *Ethol. Ecol. Evol.* 1: 367–372.
- Clark R.J., Smith D.G. & Kelso L.H. 1978. Working bibliography of owls of the world. Washington DC.
- Craig E.H., Craig T.H. & Powers L.R. 1988. Activity patterns and home-range use of nesting Long-eared Owls. *Wilson Bull.* 100: 204–213.
- Degn H.J. 1976. An analysis of pellets from the Long-eared Owl in Funen. *Flora Fauna* 82: 59–64. (In Danish).
- Ekins G. & Steward L. 1994. Analysis of the food of Long-eared Owls roosting at Langdon Nature Reserve (TQ662875), winter 1992/93. *Essex Bird Report* 1993: 149–155.
- Elvers H., Miech P. & Pohl C. 1979. Vorkommen und Ernährung der Waldohreule (*Asio otus* L.) im Winter 1978/79 in Berlin (West). *Ornithol. Bericht Berlin (West)* 4: 219–234.
- Erfurt J. & Stubbe M. 1987. Gewöllanalysen zur Untersuchung der Ernährungsbiologie von Eulen: 429–451. In: Stubbe M. (ed.) *Populationsökologie von Greifvogel- und Eulenarten* 1. Halle.
- Gawlik H.M. & Banz K. 1982. Zur Nahrungsökologie der Waldohreule (*Asio otus* L.) innerhalb des Berliner Stadtgebietes. *Beitr. Vogelkde* 28: 275–288.
- Graber R.R. 1962. Food and oxygen consumption in three species of owls (Strigidae). *Condor* 64: 473–487.
- Gross W. 1943. Beitrag zur Kenntnis der Gangweise und Ernährung der Waldohreule. *Ornithol. Beob.* 40: 50–53.
- Guidoni R., Capizzi D., Caroli L. & Luiselli L. 1999. Feeding habits of sympatric owls in an agricultural and forested landscape of central Italy. *Folia Zool.* 48: 199–202.
- Hausser J. 1995. *Säugetiere der Schweiz. Verbreitung, Biologie, Ökologie.* Birkhäuser, Basel.
- Hillis P., Fairley J.S., Smal C.M. & Archer P. 1988. The diet of the Long-eared Owl in Ireland. *Irish Bird* 3: 581–588.
- Janes S.W. & Barss J.M. 1985. Predation by three owl species on Northern Pocket Gophers of different body mass. *Oecologia* 67: 76–81.
- Korpimäki E. 1992. Diet composition, prey choice, and breeding success of Long-eared Owls: effects of multiannual fluctuations in food abundance. *Can. J. Zool.* 70: 2373–2381.
- Lodé T. 1994. Variations saisonnières de l'alimentation du Hibou moyen-duc (*Asio otus*) en relation avec l'évolution des densités de petit rongeurs. *Alauda* 62: 91–100.
- López-Gordo J.L., Lázaro E. & Fernández-Jorge A. 1977. Comparación de las dietas de *Strix aluco*, *Asio otus* y *Tyto alba* en un mismo biotopo de la provincia de Madrid. *Ardeola* 23: 189–221.
- Mammen U., Gedeon K., Lämmel D. & Stubbe M. 1997. *Bibliographie deutschsprachiger Literatur über Greifvögel und Eulen von 1945 bis 1995. Jahresber. Monitoring Greifvögel Eulen Europas* 2. Ergebnisband: 1–190.
- Manegold, A. 2000. Pathologisch veränderte Schädel der Feldmaus (*Microtus arvalis*) aus Eulengewöllen und die Abnahme ihres Anteils im Verlauf des Winters. *Populationsökologie Greifvogel- und Eulenarten* 4: 531–537.
- Marks J.S., Evans D.L. & Holt D.W. 1994. Long-eared Owl (*Asio otus*). In: Poole A. & Gill F. (eds) *The Birds of North America*, no. 133. Academy of Natural Sciences, Philadelphia, and AOU, Washington, D.C.
- Marti C.D. 1974. Feeding ecology of four sympatric owls. *Condor* 76: 45–61.
- Marti C.D. 1976. A review of prey selection by the Long-eared Owl. *Condor* 78: 331–336.
- Mebs T. & Scherzinger W. 2000. *Die Eulen Europas.* Kosmos, Stuttgart.
- Muller Y. 1996. *Bibliographie d'Ornithologie Française.* Service du Patrimoine Naturel et Société d'Études Ornithologiques de France, Paris.
- Muller Y. 2000. *Bibliographie d'ornithologie Alsacienne.* Ciconia 24.
- Nilsson I.N. 1981. Seasonal changes in food of the Long-eared Owl in southern Sweden. *Ornis Scand.* 12: 216–223.
- Pirovano A., Rubolini D., Brambilla S. & Ferrari N. 2000. Winter diet of urban roosting Long-eared Owls *Asio otus* in northern Italy: the importance of the Brown Rat *Rattus norvegicus*. *Bird Study* 47: 242–244.
- Roulin A. 1996. Alimentation hivernale de la Chouette effraie (*Tyto alba*), du Hibou moyen-duc (*Asio otus*), du Busard Saint-Martin (*Circus cyaneus*) et du Faucon crécerelle (*Falco tinnunculus*). *Bull. Soc. Vaudois Sci. Nat.* 84: 19–32.
- Rubolini D., Pirovano A. & Borghi S. 2003. Influence of seasonality, temperature and rainfall on the winter diet of the Long-eared Owl, *Asio otus*. *Folia Zool.* 52: 67–76.
- Rusch D.H., DeStefano S., Reynolds M.C. & Lauten D. 2000. Ruffed Grouse (*Bonasa umbellus*). In: Poole A. & Gill F. (eds) *The Birds of North America.* Academy of Natural Sciences Philadelphia, and AOU, Washington, D.C.
- San Segundo C. 1988. Notas sobre la alimentación del buho chico (*Asio otus*) en Avila. *Ardeola* 35: 150–155.
- Saucy F. 1988. Dynamique de population, dispersion et organisation sociale de la forme fousseuse du Campagnol terrestre (*Arvicola terrestris scherman* (Shaw), Mammalia, Rodentia). Thèse, Université de Neuchâtel.
- Schmidt E. 1971. Angaben über die relative Häufigkeit der Feldmaus (*Microtus arvalis*) in Ungarn, auf Grund von Gewölluntersuchungen der Waldohreule (*Asio otus*). *Aquila* 78/79: 189–196. (In Hungarian).
- Schmidt E. 1975. Die Ernährung der Waldohreule in Europa. *Aquila* 80/81: 221–238.
- Schmitz B. 1987. Nahrung und Phänologie einer Waldohreule (*Asio otus*) am Wintereinstand. *Charadrius* 23: 217–219.
- Smeenk C. 1972. Ökologische Vergleiche zwischen Waldkauz *Strix aluco* und Waldohreule *Asio otus*. *Ardea* 60: 1–71.
- Sutton G.M. 1926. Long-eared Owl capturing Ruffed Grouse. *Auk* 43: 236–237.
- Thiollay J.M. 1968. Le régime alimentaire de nos rapaces: quelques analyses françaises. *Nos Oiseaux* 29: 249–269.
- Tinbergen N. 1932. Über die Ernährung einer Waldohreulenbrut (*Asio otus otus* (L.)). *Beitr. Fortpfl. Biol. Vögel* 8: 54–55.
- Tome D. 1994. Diet composition of the Long-eared Owl (*Asio otus*) in Central Slovenia: Seasonal variation in prey use. *J. Raptor Res.* 28: 253–258.
- Tome D. 2000. Estimating individual weight of prey items for calculation of the biomass in the diet of Long-eared Owl (*Asio otus*): is it worth of extra effort. *Folia Zool.* 49: 205–210.

- Tome D. 2003. Functional response of the Long-eared Owl (*Asio otus*) to changing prey numbers: a 20-year study. *Ornis Fenn.* 80: 63–70.
- Uttendörfer O. 1939. Die Ernährung der deutschen Raubvögel und Eulen und ihre Bedeutung in der heimischen Natur. Neumann, Neudamm.
- Uttendörfer O. 1952. Neue Ergebnisse über die Ernährung der Greifvögel und Eulen. Ulmer, Stuttgart.
- van Manen W. 2001. Invloed van weersomstandigheden op gedrag en jaagsucces van overwinterende Ransuilen *Asio otus*. *Limosa* 74: 81–86.
- Veiga J.P. 1980. Alimentación y relaciones tróficas entra la Lechuza Común (*Tyto alba*) y el Búho Chico (*Asio otus*) en la Sierra de Guadarrama. *Ardeola* 25: 113–142.
- Veiga J.P. 1981. Variación annual de régimen alimenticio y densidad de población de dos estrigiformes: sus causas. *Doñana, Acta Vertebrata* 8: 159–175.
- Vorisek P, Votypka J., Zwara K. & Svobodova M. 1998. Heteroxenous coccidia increase the predation risk of parasitized rodents. *Parasitology* 117: 521–524.
- Wijnandts H. 1984. Ecological energetics of the Long-eared Owl (*Asio otus*). *Ardea* 72: 1–92.

SAMENVATTING

In dit literatuuronderzoek worden 475 publicaties met informatie over de voedselsamenstelling van de Ransuil *Asio otus* op een rij gezet. De gegevens van 312 publicaties werden in een database ingevoerd. Uiteindelijk werden 194 publicaties geselecteerd die een goed kwantitatief beeld van het voedsel gaven. In de publicaties tezamen ging het om 813 033 prooien die verdeeld waren over 477 verschillende prooitypes: 180 zoogdieren, 191 vogels, 15 reptielen, 7 amfibieën, 1 vissoort en 83 taxa van ongewervelde dieren. Kleine zoogdieren waren veruit de meest aangetroffen prooien (93,3% van de gewervelde prooien). Vogels werden veel minder vaak aangetroffen in het voedsel (6,4%). Het gewicht van de prooien lag tussen de 1 en 500 g, maar de meeste prooien waren lichter dan 50 g. Er waren 23 prooisorten die in minstens één van de onderzoeken het grootste deel van het voedsel uitmaakten. De voedselsamenstelling op het niveau van familie van de prooidieren was vergelijkbaar in de verschillende regio's over de wereld, maar er waren grote verschillen op soortniveau.

Appendix 1. In addition to the citations in the list of references, the following abbreviated citations reflect publications that contained Long-eared Owl *Asio otus* diet data which were input into the diet database for this project.

- Ahlbom B. 1979. *Calidris* 8: 62–64.; Alegre J. *et al.* 1989. *Doñana, Acta Vertebrata* 16: 305–309.; Aloise G. *et al.* 1995. *Avocetta* 19: 110.; Amat J.A. *et al.* 1981. *Alauda* 49: 112–120.; Araújo J. *et al.* 1974. *Ardeola* 19: 397–428.; Armitage J.S. 1968. *Naturalist (Leeds)* 905: 37–46.; Armstrong W.H. 1958. *Mich. State Univ. Publ. Mus. Biol. Ser.* 1: 63–69.; Balčiauskienė L. *et al.* 2006. *Acta Zool. Litonica* 16: 37–45.; Barbu P. 1978. *An. Univ. Bucuresti* 27: 101–104.; Barrows C.W.A.U. 1989. *Western Birds* 20: 1–10.; Bauer F. *et al.* 2005. *Mitt. Ver. Sächs. Orn.* 9: 527–531.; Bauschmann G. *et al.* 1984. *Beitr. Naturkd. Wetterau* 4: 47–58.; Bellebaum J. 1995. *Charadrius* 31: 220–224.; Bergier P. *et al.* 1986. *Faune Provence* 7: 80–83.; Bethge E. 1982. *Z. Säugetierkunde* 47: 215–219.; Bezzel E. 1972. *Anz. Ornithol. Ges. Bayern* 11: 181–184.; Bezzel E. *et al.* 1979. *Garmischer Vogelkdl. Berichte* 5: 32–38.; Block B. *et al.* 1990. *Vogel und Umwelt* 6: 29–37.; Boháč D. *et al.* 1970. *Sylvia* 18: 63–71.; Bohnsack P. 1973. *Corax* 4: 93–102.; Bon M. *et al.* 1998. *Boll. Mus. Civico Storia Naturale Venezia Suppl.* 48: 186–189.; Bosakowski T. *et al.* 1992. *Can. J. Zool.* 70: 984–992.; Brown N.L. 1995. *J. Raptor Res.* 29: 277–279.; Bruster K.-H. 1973. *Hamburg. Avifaun. Beitr.* 11: 59–84.; Busse H. 1965. *Beitr. Vogelkde* 10: 433–440.; Cahn A.R. *et al.* 1930. *Auk* 47: 323–328.; Capizzi D. *et al.* 1998. *Terre Vie* 53: 367–385.; Casini L. *et al.* 1988. *Avocetta* 12: 101–106.; Cecere F. *et al.* 2000. *Hystrix* 11: 47–53.; Chaline J. *et al.* 1974. *Doin, Paris*; Chiba A. *et al.* 2005. *Ornithol. Sci.* 4: 169–172.; Cooke D. *et al.* 1995. *Irish Bird* 5: 305–307.; Corral J.F. *et al.* 1979. *Doñana, Acta Vertebrata* 6: 179–190.; Craig E.H. *et al.* 1985. *Auk* 102: 193–195.; Craighead J.J. *et al.* 1956. *Stackpole Co, Harrisburg, Pennsylvania*; Cramp S. 1985. *Oxford University Press, New York*; Dathe H. 1988. *Beitr. Vogelkde* 34: 41–46.; De Franceschi P. *et al.* 1987. *Riv. Ital. Ornitol.* 57: 151–154.; De Wavrin H. *et al.* 1991. *Aves* 28: 169–188.; Delgado G. *et al.* 1986. *Doñana, Acta Vertebrata* 13: 87–93.; Delmée E. *et al.* 1979. *Le Gerfaut* 69: 45–77.; Demange D. 1994. *Milvus, Bull.* 26: 44–47.; Dement'ev G.P. *et al.* 1951. *Israel Programm für Scientific Translations, Jerusalem (1966)*; Deppe H.J. 1979. *Angew. Ornith.* 5: 128–140.; Fairley J.S. 1967. *Brit. Birds* 60: 130–135.; Flade W. *et al.* 1985. *Hamburg. Avifaun. Beitr.* 20: 89–96.; Galeotti P. *et al.* 1994. *J. Raptor Res.* 28: 265–268.; García A.M. *et al.* 2005. *J. Raptor Res.* 39: 445–453.; Gerdol R. *et al.* 1982. *Riv. Ital. Ornitol.* 52: 55–60.; Getz L.L. 1961. *Wilson Bull.* 73: 79–82.; Glue D.E. 1977. *Brit. Birds* 70: 318–331.; Glue D.E. *et al.* 1974. *Brit. Birds* 67: 361–369.; Goller S. 1977. *Vogelkdl. H. Edertal Kreis Waldeck-Frankenberg* 3: 7–36.; González A.G. *et al.* 2001. *Ardeola* 48: 75–80.; Gottschalk W. 1972. *Beitr. Tierwelt Mark* 9: 135–153.; Hädecke K. 1973. *Apus* 3: 32–34.; Haensel J. *et al.* 1966. *Beitr. Vogelkde* 11: 345–358.; Haensel J. *et al.* 1970. *Naturkd. Jber. Mus. Heineanum* 5/6: 83–98.; Hagen Y. 1965. *Medd. Statens Viltundersökelse* 23: 1–43.; Handwerk J. 1990. *Bonn. zool. Beitr.* 41: 171–179.; Harmata W. 1969. *Przeglad Zoologiczny* 13: 98–101.; Hartwig E. *et al.* 1976. *Vogelwelt* 97: 175–190.; Hartwig E. *et al.* 1981. *Hamburg. Avifaun. Beitr.* 18: 121–148.; Hedrick P.W. *et al.* 1989. *Occ. Papers Mus. Natural Hist., Univ. Kansas* 133: 1–7.; Heitkamp U. 1967. *Ornithol. Mitt.* 19: 139–143.; Henrioux F. (1999). *Thèse, Université de Neuchâtel*; Herzig L. *et al.* 1980. *Beitr. Naturkde Osthessen* 16: 127–131.; Hillarp J.-Å. 1971. *Medd. Skånes Ornitol. Förening* 10: 27–31.; Holt D.W. *et al.* 1991. *J. Raptor Res.* 25: 23–24.; Hölzinger J. 2001. *Ulmer, Stuttgart*; Husson A.M. 1949. *Bull. L.L. P.O.* 29: 187–190.; Jäckel A.J. 1891. *München*; Jensen A. 1968. *Flora Fauna* 74: 69–76.; Jentzsch M. 1992. *Apus* 8: 63–65.; Johnson N.K. 1954. *Condor* 56: 52.; Joschko M. 1978. *Ornithol. Mitt.* 30: 139–145.; Kahmann H. 1951. *Ornithol. Mitt.* 3: 121–124.; Källander H. 1977a. *Vår Fågelvärld* 36: 134–142.; Källander H. 1977b. *Ornis Fenn.* 54: 79–84.; Kawaguchi S. *et al.* 2003. *Jap. J. Ornithol.* 52: 29–31.; Kayser Y. *et al.* 1996. *Nos Oiseaux* 43: 485–496.; Klaas C. 1961. *Natur und Volk* 91: 81–88.; Klippel W.E. *et al.* 1982. *J. Field Ornithol.* 53: 418–420.; Knight R.L. *et al.* 1977. *Murrelet* 58: 2–6.; Koning F.J. 1985. *Brit. Birds* 78: 195–196.; Kramer H. 1932. *Ber. Ver. Schlesischer Ornithol.* 17: 3–6.; Kramer H. 1937. *Beitr. Fortpfl. biol. Vögel* 13: 67–70.; Kren J. 1987. In: Nero R.W. (eds.) *US Department of Forest Service*; Krystufek B. 1980. *Acrocephalus* 1: 91–92.; Kumerloeve H. *et al.* 1953. *Ornithol. Mitt.* 5: 48–50.; Kumerloeve H. *et al.* 1954. *Ornithol. Mitt.* 6: 165–167.; Laiu L. *et al.* 1998. *Trav. Mus. Hist. Naturelle “Grigore Antipa”* 40: 413–430.; Laiu L. *et al.* 2002. *Trav. Mus. Hist. Naturelle “Grigore Antipa”* 44: 423–430.; Laiu L. *et al.* 2003. *Trav. Mus. Hist. Naturelle “Grigore Antipa”* 45: 365–372.; Lange L. 2004. *Vogelkdl. Ber. Küste Binnenland* 3: 141–142.; Lange R. *et al.* 1988. *Lutra* 31: 94–96.; Leboulenger F. *et al.* 1987. *Cormoran* 6: 137–154.; Lindberg A.J. 1978. *Kingbird* 28: 77–83.; Malavasi D. 1995. *Suppl. Ric. Biol. Selvaggina* 22: 255–256.; Manegold A. 2000. *Säugetierkdl. Inform.* 4: 483–490.; Manganaro A. 1997. *Riv. Ital. Ornitol.* 67: 151–157.; Marks J.S. *et al.* 1984. *Ornis Scand.* 15: 135–143.; Martina A. *et al.* 1999. *Buteo Suppl.* 57; März R. 1965. *Beitr. Vogelkde* 10: 338–348.; März R. *et al.* 1963. *Beitr. Naturkde Niedersachsen* 16: 69–74.; Maser C. *et al.* 1970. *Murrelet* 51: 29–33.; Matsuoka S. 1974. *Misc. Rep. Yamashinia Inst. Ornith.* 7: 324–329.; Medved A. 2005. *Ciconia* 13: 128–132.; Mezzavilla F. 1993. *Lav. Soc. Venez. Sci. Nat.* 18: 173–182.; Miens H.K. 1994. *Ornith. Soc. Middle East Bull.* 32: 20–21.; Mildenberg H. 1982a. *Kilda-Verlag, Greven*; Mildenberg H. 1982b. *Düsseldorf*; Mlikovsky J. 1978. *Apus* 4: 79–80.; Morphy M. 1964. *Ibis* 107: 97–100.; Murariu D. *et al.* 1991. *Trav. Mus. Hist. Naturelle “Grigore Antipa”* 16: 415–420.; Murariu D. *et al.* 1982. *Trav. Mus. Hist. Naturelle “Grigore Antipa”* 24: 203–208.; Navarro J. *et al.* 2003. *J. Raptor Res.* 37: 256–258.; Nogales M. *et al.* 1986. *Ardeola* 33: 213.; Obuch J. 1989. *Tichodroma* 2: 49–65.; Obuch J. 1992. *Tichodroma* 4: 35–42.; Oeser R. 1974. *Actitis* 8: 66–67.; Okill J.D. *et al.* 1978. *Shetland Bird Report* 1977: 48–50.; Petrescu A. 1997. *Trav. Mus. Hist. Naturelle “Grigore Antipa”* 37: 305–317.; Pfeifer G. 2003. *Husum, Husum*; Plini P. 1985. *Riv. Ital. Ornitol.* 55: 193–194.; Plini P. 1986. *Avocetta* 10: 41–43.; Randle W. *et al.* 1952. *Ecology* 33: 422–426.; Rey J.M. 1975. *Ardeola* 21: 415–420.; Reynolds R.T. 1970. *Murrelet* 51: 8–9.; Rockenbauch D. 1976. *Anz. Ornithol. Ges. Bayern* 15: 78–84.; Rodriguez F. 1987. *Ardeola* 34: 99–102.; Romanowski J. 1988. *Polish Ecol. Studies* 14: 223–234.; Roulin A. 1996a. *Nos Oiseaux* 43: 529.; Roulin (1996b). *Nos Oiseaux* 43: 289–294.; Salvati L. *et al.* 2001. *Biota* 2: 181–185.; Schimmelpfennig R. 1991. In: Stubbe M. (eds.) *Halle*; Schmidt E. 1965. *Zool. Abh. Mus. Tierkd. Dresden* 27: 307–315.; Schmidt E. 1973. *Aquila* 76/77: 55–64.; Schnurre O. 1937. *Märkische Tierwelt* 2: 241–255.; Schnurre O. *et al.* 1962. *Ornithol. Mitt.* 14: 11–13.; Schnurre O. *et al.* 1975. *Beitr. Vogelkde* 21: 216–227.; Schnurre O. *et al.* 1975. *Milu* 3: 742–747.; Schumann H. 1949. *Vogelwelt* 70: 38–41.; Scott T.G. 1948. *Auk* 65: 447–448.; Seçkin S. *et al.* 2005. *Zoology in the Middle East* 35: 102–103.; Siverio F. *et al.* 2002. *Alauda* 70: 421–422.; Smettan H.W. 1987. *Ornith. J. hefte Bad. -Württ.* 3: 1–52.; Šotnár K. *et al.* 1998. *Buteo* 10: 89–96.; South G.R. 1966. *Brit. Birds* 59: 493–497.; Spiker C.J. 1933. *Wilson Bull.* 45: 198.; Stadie R. 1936. *Ber. Ver. Schlesischer Ornithol.* 21 Sonderdruck.; Stapp W.B. 1956. *Audubon Magazine* 58: 218–220.; Steiner H. 1961. *Egretta* 4: 1–19.; Stophlet J.J. 1959. *Wilson*

Bull. 71: 97–99.; Sublimi Saponetti S. *et al.* 1991. Suppl. Ric. Biol. Selvaggina 17: 119–122.; Sueur F. 1980. L'Avocette 4: 33–37.; Sueur F. *et al.* 1999. Le syndicat mixte pour l'aménagement de la côte Picarde, Abbeville.; Sulkava P. 1965. Aquilo Ser. Zool. 2: 41–47.; Temme M. 1990. Drosera 90: 133–140.; Ticehurst C.B. 1939. Ibis 3: 512–520.; Tirianda A. 1993. Tichodroma 5: 95–101.; Tome D. 2000. Acrocephalus 21: 3–7.; Triplet P. 1981. L'Avocette 5: 30–37.; Trujillo O. *et al.* 1989. Ardeola 36: 193–198.; Uttendörfer O. 1932. Nos Oiseaux 12: 189–192.; Veiga J.P. 1984. Rapinyaires Mediterranis 2: 256–264.; Viczian A. 1933. Ornithol. Mschr. Deutschen Vereins Schutze Vogelwelt 58: 173–182.; Village A. 1981. Bird Study 28: 215–224.; Voight J. *et al.* 1978. American Midland Naturalist 99: 162–171.; Vondráček J. 1985. Zprávy MOS 43: 73–78.; Voous K.H. *et al.* 1988. Happer Collins, London.; Warthin A.S. *et al.* 1922. Auk 39: 417.; Weller M.W. *et al.* 1963. Iowa Stat J. Sci. 38: 151–160.; Wendland V. 1957. J. Ornithol. 98: 241–261.; Wendland V. 1984. Beitr. Vogelkde 30: 1–11.; Wooller R.D. *et al.* 1968. Bird Study 15: 164–166.; Yalden D.W. 1985. Bird Study 32: 122–131.; Yosef R. 1997. Sandgrouse 19: 148–149.; Zabel J. 1966. Natur und Heimat 26: 99–104.; Zabel J. 1970. Natur und Heimat 30: 90–94.; Zimmermann K. 1950. Vogelwelt 71: 152–155.; Zimmermann K. 1963. Beitr. Vogelkde 9: 59–68.; Zuccon D. 1997. Avocetta 21: 101.

ARDEA

TIJDSCHRIFT DER NEDERLANDSE ORNITHOLOGISCHE UNIE (NOU)

ARDEA is the scientific journal of the Netherlands Ornithologists' Union (NOU), published bi-annually in spring and autumn. Next to the regular issues, special issues are produced frequently. The NOU was founded in 1901 as a non-profit ornithological society, composed of persons interested in field ornithology, ecology and biology of birds. All members of the NOU receive ARDEA and LIMOSA and are invited to attend scientific meetings held two or three times per year.

NETHERLANDS ORNITHOLOGISTS' UNION (NOU)

Chairman – J.M. Tinbergen, Animal Ecology Group, University of Groningen, P.O. Box 14, 9750 AA Haren, The Netherlands

Secretary – P.J. van den Hout, Royal Netherlands Institute for Sea Research (NIOZ), P.O. Box 59, 1790 AB Den Burg, Texel, The Netherlands (hout@nioz.nl)

Treasurer – E.C. Smith, Ir. van Stuivenbergweg 4, 6644 AB Ewijk, The Netherlands (ekko.diny@planet.nl)

Further board members – E. Boerma, G.J. Gerritsen, J. Komdeur, J. Ouweland, G.L. Ouweneel, J.J. de Vries

Membership NOU – The 2010 membership fee for persons with a postal address in The Netherlands is €42 (or €25 for persons <25 years old at the end of the year). Family members (€9 per year) do not receive journals. Foreign membership amounts to €54 (Europe), or €65 (rest of the world). Payments to ING-bank account 285522 in the name of Nederlandse Ornithologische Unie, Sloetmarke 41, 8016 CJ Zwolle, The Netherlands (BIC: INGBNL2A and IBAN: NL36INGB0000285522). Payment by creditcard is possible. Correspondence concerning membership, payment alternatives and change of address should be sent to: Erwin de Visser, Sloetmarke 41, 8016 CJ Zwolle, The Netherlands (nou ledenadmin@gmail.com).

Research grants – The NOU supports ornithological research and scientific publications through its Huib Kluijver Fund and the 'Stichting Vogeltrekstation'. Applications for grants can be addressed to the NOU Secretary. Donations to either fund are welcomed by the NOU treasurer.

Internet – www.nou.nu

ARDEA

Editors of ARDEA – Rob G. Bijlsma, Wapse (Editor in chief); Christiaan Both, Groningen; Niels J. Dingemans, Groningen; Dik Heg, Bern; Ken Kraaijeveld, Leiden; Kees van Oers, Heteren; Jouke Prop, Ezinge (Technical editor); Julia Stahl, Oldenburg; B. Irene Tieleman, Groningen; Yvonne I. Verkuil, Groningen

Dissertation reviews – Popko Wiersma, Groningen

Editorial address – Jouke Prop, Allersmaweg 56, 9891 TD Ezinge, The Netherlands (ardea.nou@planet.nl)

Internet – www.ardeajournal.nl. The website offers free downloads of all papers published in Ardea and forerunners from 1904 onwards. The most recent publications are available only to subscribers to Ardea and members of the NOU.

Subscription ARDEA – Separate subscription to ARDEA is possible. The 2010 subscription rates are €36 (The Netherlands), €42 (Europe), and €50 (rest of the world). Institutional subscription rates are €53, €69, and €78, respectively). Papers that were published more than five years ago can be freely downloaded as pdf by anyone through ARDEA's website. More recent papers are available only to members of the NOU and subscribers of ARDEA-online. Receiving a hard-copy with additional access to ARDEA-online costs €55 (The Netherlands and Europe), €70 (rest of the world), or €110 (institutions). Subscriptions to ARDEA-online (without receiving a hard copy) cost €40 (individuals worldwide), or €85 (institutions). Payments to ING-bank account 125347, in the name of Nederlandse Ornithologische Unie, Ir. van Stuivenbergweg 4, 6644 AB Ewijk, The Netherlands (BIC: INGBNL2A and IBAN: NL16INGB0000125347). Correspondence concerning subscription, change of address, and orders for back volumes to: Ekko Smith, Ir. van Stuivenbergweg 4, 6644 AB Ewijk, The Netherlands (ekko.diny@planet.nl).

World Owl Conference Special

Editors – David H. Johnson, Dries Van Nieuwenhuysse and James R. Duncan, in cooperation with Jouke Prop and Rob G. Bijlsma

Technical editor – Jouke Prop

Dutch summaries – Arie L. Spaans, Dries Van Nieuwenhuysse, Jouke Prop, Rob G. Bijlsma, or authors

Graphs and layout – Dick Visser

Drawings – Jos Zwarts

Cover photos - Serge Sorbi

front – Snowy Owl

back – Snowy Owl, Great Grey Owl and young Tengmalm's Owl

Production – Hein Bloem, Johan de Jong and Arnold van den Burg

© Nederlandse Ornithologische Unie (NOU), 2009

Printed by Van Denderen, Groningen, The Netherlands, December 2009