

Using energy requirements to compare the suitability of alternative methods for broadcast and site-specific weed control – CORRIGENDUM

Authors: Coleman, Guy R. Y., Stead, Amanda, Rigter, Marc P., Xu, Zhe, Johnson, David, et al.

Source: Weed Technology, 34(1) : 153-154

Published By: Weed Science Society of America

URL: <https://doi.org/10.1017/wet.2019.131>

The BioOne Digital Library (<https://bioone.org/>) provides worldwide distribution for more than 580 journals and eBooks from BioOne's community of over 150 nonprofit societies, research institutions, and university presses in the biological, ecological, and environmental sciences. The BioOne Digital Library encompasses the flagship aggregation BioOne Complete (<https://bioone.org/subscribe>), the BioOne Complete Archive (<https://bioone.org/archive>), and the BioOne eBooks program offerings ESA eBook Collection (<https://bioone.org/esa-ebooks>) and CSIRO Publishing BioSelect Collection (<https://bioone.org/csiro-ebooks>).

Your use of this PDF, the BioOne Digital Library, and all posted and associated content indicates your acceptance of BioOne's Terms of Use, available at www.bioone.org/terms-of-use.

Usage of BioOne Digital Library content is strictly limited to personal, educational, and non-commercial use. Commercial inquiries or rights and permissions requests should be directed to the individual publisher as copyright holder.

BioOne is an innovative nonprofit that sees sustainable scholarly publishing as an inherently collaborative enterprise connecting authors, nonprofit publishers, academic institutions, research libraries, and research funders in the common goal of maximizing access to critical research.

Review

Cite this article: Coleman GRY, Stead A, Rigter MP, Xu Z, Johnson D, Brooker GM, Sukkarieh S, Walsh MJ (2019) Using energy requirements to compare the suitability of alternative methods for broadcast and site-specific weed control. *Weed Technol* **33**: 633–650. doi: [10.1017/wet.2019.32](https://doi.org/10.1017/wet.2019.32)

Received: 5 September 2018

Revised: 2 January 2019

Accepted: 6 April 2019

Associate Editor:

Mark VanGessel, University of Delaware

Keywords:

Alternative weed control; broadcast weed management; mechanical weed control; site-specific weed management; thermal weed control

Author for correspondence:

Guy Coleman, University of Sydney, I.A. Watson International Grains Research Centre, 12656 Newell Highway, Narrabri, NSW, Australia.
Email: guy.coleman@sydney.edu.au

© Weed Science Society of America, 2019. This is an Open Access article, distributed under the terms of the Creative Commons Attribution licence (<http://creativecommons.org/licenses/by/4.0/>), which permits unrestricted re-use, distribution, and reproduction in any medium, provided the original work is properly cited.



Using energy requirements to compare the suitability of alternative methods for broadcast and site-specific weed control

Guy R. Y. Coleman¹, Amanda Stead², Marc P. Rigter³, Zhe Xu⁴, David Johnson⁵, Graham M. Brooker⁶, Salah Sukkarieh⁷ and Michael J. Walsh⁸

¹Research Associate, University of Sydney, I.A. Watson International Grains Research Centre, Narrabri, New South Wales, Australia; ²Master's Student, University of Sydney, Australian Centre for Field Robotics, New South Wales, Australia; ³Undergraduate Student, University of Sydney, Australian Centre for Field Robotics, New South Wales, Australia; ⁴Research Associate, University of Sydney, Australian Centre for Field Robotics, New South Wales, Australia; ⁵Research Fellow, University of Sydney, Australian Centre for Field Robotics, New South Wales, Australia; ⁶Senior Lecturer, University of Sydney, Australian Centre for Field Robotics, New South Wales, Australia; ⁷Professor, University of Sydney, Australian Centre for Field Robotics, New South Wales, Australia and ⁸Associate Professor, University of Sydney, I.A. Watson International Grains Research Centre, Narrabri, New South Wales, Australia

Abstract

The widespread use of herbicides in cropping systems has led to the evolution of resistance in major weeds. The resultant loss of herbicide efficacy is compounded by a lack of new herbicide sites of action, driving demand for alternative weed control technologies. While there are many alternative methods for control, identifying the most appropriate method to pursue for commercial development has been hampered by the inability to compare techniques in a fair and equitable manner. Given that all currently available and alternative weed control methods share an intrinsic energy consumption, the aim of this review was to compare methods based on energy consumption. Energy consumption was compared for chemical, mechanical, and thermal weed control technologies when applied as broadcast (whole-field) and site-specific treatments. Tillage systems, such as flex-tine harrow (4.2 to 5.5 MJ ha⁻¹), sweep cultivator (13 to 14 MJ ha⁻¹), and rotary hoe (12 to 17 MJ ha⁻¹) consumed the least energy of broadcast weed control treatments. Thermal-based approaches, including flaming (1,008 to 4,334 MJ ha⁻¹) and infrared (2,000 to 3,887 MJ ha⁻¹), are more appropriate for use in conservation cropping systems; however, their energy requirements are 100- to 1,000-fold greater than those of tillage treatments. The site-specific application of weed control treatments to control 2-leaf-stage broadleaf weeds at a density of 5 plants m⁻² reduced energy consumption of herbicidal, thermal, and mechanical treatments by 97%, 99%, and 97%, respectively. Significantly, this site-specific approach resulted in similar energy requirements for current and alternative technologies (e.g., electrocution [15 to 19 MJ ha⁻¹], laser pyrolysis [15 to 249 MJ ha⁻¹], hoeing [17 MJ ha⁻¹], and herbicides [15 MJ ha⁻¹]). Using similar energy sources, a standardized energy comparison provides an opportunity for estimation of weed control costs, suggesting site-specific weed management is critical in the economically realistic implementation of alternative technologies.

Introduction

Weeds pose the highest potential for yield loss of all crop pests, constituting a significant threat to food security and agricultural productivity among key food (wheat [*Triticum aestivum* L.], soybean [*Glycine max* (L.) Merr.], and rice [*Oryza sativa* L.]) and fiber (cotton [*Gossypium hirsutum* L.]) crops (Oerke 2006). Effective weed control is essential for viable crop production, with herbicides the primary weed control technology used. The many advantages of herbicides over other weed control technologies (high efficacy, selectivity, low cost, etc.) has led to reliance on this form of weed control in cropping systems. A consequence of this is the widespread evolution of herbicide-resistant weed populations throughout the world's cropping regions (Heap 2019). The loss of herbicide use due to resistance is compounded by the lack of new herbicide development and regulatory removal of existing chemistries. With fewer herbicide options available now and into the foreseeable future, effective weed control in cropping systems will be reliant on the introduction of highly effective alternative weed control technologies.

Adoption of new weed control technologies requires evidence of high efficacy, reliability, and demonstrated economic suitability for routine use within cropping systems. Conservation crop production systems based on reduced tillage and residue retention have many demonstrated advantages (Dumanski 2015; Kassam et al. 2012; Mitchell et al. 2017). Herbicides have played a key role in the success of these cropping systems, providing effective weed control without

interfering with the fundamental principles of conservation (D'Emden et al. 2008; Llewellyn et al. 2012). The reliance on herbicidal weed control in these systems has been driven not only by herbicidal efficacy, but also by the lack of suitable alternatives. At present, herbicides are the only option that provide highly effective, flexible, and economical weed control for conservation cropping system. Routinely used options complementing the use of herbicides in integrated management programs include harvest weed seed control (Walsh and Powles 2014) and crop competition (Chauhan et al. 2012). These options can impact weed populations, yet individually do not provide the same level of immediate weed control as herbicides. Thus, the need remains for suitable alternative weed control treatments for routine use in cropping systems.

Rapid developments in sensing, vision, and computational efficiencies associated with the automobile, security, and defense industries, are generating new weed control possibilities. These technologies create the opportunity for site-specific weed management (SSWM) in large-scale crop production, through the detection of individual weeds followed by the rapid, accurate delivery of the control option (Bakker et al. 2010). Accurate detection and subsequent point-specific targeting of weeds enables the use of nonselective alternative weed control technologies for selective in-crop weed control (Fernández-Quintanilla et al. 2018; Wiles 2009; Yang et al. 2003).

Given the diverse array of alternative mechanical and thermal weed control options available, the challenge is to identify appropriate weed control systems for use in large-scale cropping systems. While inputs and methods differ significantly between control options, all share an associated energy requirement for activation and use. Furthermore, accounting for energy consumption enables an improved understanding of weed control efficiency with respect to emissions and climate change. This shared energy requirement provides an opportunity to measure weed control efficacy per unit of energy consumed, enabling comparison across the comprehensive and diverse range of alternative weed control techniques. Energy consumption, therefore, provides an indication of weed control cost when the comparison is made using similar energy sources.

An energy use-based approach requires a holistic comparison, inclusive of key areas of energy consumption. The comparison presented here includes energy involved in the production of the required consumable (e.g., herbicide, grit, or steel) and in the application of the consumable. The aim of this review, then, was to compare current and alternative mechanical and thermal weed control methods based on the energy used in controlling weeds when used as broadcast or site- and point-specific treatments.

Framework for the Calculation of Energy Estimates

Energy requirements have been calculated within key parameters and assumptions for weed growth stage and density for both broadcast and SSWM control methods, allowing the fair comparison of weed control treatments.

Estimated energy consumption was calculated on a per hectare basis with an assumed weed density of 5 plants m^{-2} . This value was chosen to represent a typical weed density in Australian grain fields from a survey of Australian grain growers (Llewellyn et al. 2016). Average weed density was reported to be 1 to 10 plants m^{-2} by 40% of growers. Given the indiscriminate nature of broadcast weed control, the energy requirements are assumed to be insensitive to changes in weed density. The energy cost associated with site-specific treatment is directly proportional to the number of weeds present. Hence, a doubling of weed density will result in an

approximate doubling of energy required per hectare, accounting for fixed, time-reliant energy consumption in power generation, weed detection, and computation. All energy estimates are based on either published or calculated values required for the control of 2-leaf-stage broadleaf weeds.

Accounting for the considerable variability in working widths of weed control technologies, energy requirements have been scaled up or down (depending on the implement or system) to allow comparison at a designated working width of 1 m. While implement width influences tractor size, the draft force per meter of implement, and thus energy consumption, remains the same. Working width also has a linear relationship with draft force for calculation of tillage energy use and is mathematically independent of the distance implements are dragged per hectare. Thermal and mulching control methods involve quantity of consumables used per hectare, while site-specific calculations use energy consumed per weed multiplied by weed density, both of which are independent of working width. Field efficiency factors, which include situation-dependent parameters such as field shape, operator skill, losses when maneuvering equipment, and soil conditions (American Society for Agricultural Engineers 2000), were not included in energy estimates.

While the additional energy consumption associated with wear of tillage components has been included, it is assumed that weed control efficacy and power draw remain constant and are not adversely impacted by increasing implement wear over time. Other shared requirements such as monetary cost and labor are additional factors influencing research and adoption of weed control options; however, these costs are highly inconsistent between regions and have not been included in estimates. An energy-focused approach enables the translation and scaling of results for consistent application globally, and if similar energy sources are used, will help inform labor and monetary cost estimates based on local expertise.

Assumptions relating to the calculation of specific energy components are described in the relevant sections below.

Energy Estimation Methods

The total energy (E_{total}) associated with each weeding technique was calculated as the sum of energy directly (E_{direct}) applied for weeding purposes and energy indirectly (E_{indirect}) applied to carry equipment and consumables across the field (Equation 1):

$$E_{\text{total}} = E_{\text{direct}} + E_{\text{indirect}} \quad [1]$$

The direct energy requirement was defined as the energy applied to perform the actual weeding treatment. For mechanical methods, the source of energy is a combination of energy expended due to draft force (E_{draft}) and via the power takeoff (PTO) (E_{PTO}). For thermal methods, the energy source is either electrical (E_{elec}) or chemical (E_{chem}). The total direct energy is a sum of the energy applied from all sources (Equation 2):

$$E_{\text{direct}} = E_{\text{draft}} + E_{\text{PTO}} + E_{\text{elec}} + E_{\text{chem}} \quad [2]$$

Draft force was estimated using Equation 3 (American Society for Agricultural Engineers 2000):

$$D = F(A + B(S) + C(S)^2)WT \quad [3]$$

where D is the draft force in newtons; F is a dimensionless soil parameter based on whether the soil is of fine, medium, or coarse

texture (assumed to be medium texture); A , B , and C are machine-specific parameters; S is the working speed (km h^{-1}); W is the width of the equipment (m); and T is the tillage depth (cm). Values for soil and machine-specific parameters were based on those reported in American Society for Agricultural Engineers (2000), while speed and tillage depth were estimated from the literature or commercial specifications. The calculation of energy expenditure per hectare from draft force involved multiplying draft force by the distance the implement was dragged per hectare.

PTO energy (E_{PTO}) applies to mechanical equipment requiring PTO power (Equation 4):

$$P_{\text{PTO}} = T\omega \quad [4]$$

where P_{PTO} is the PTO power required (watts), T is the torque required to rotate the implement (Nm), and ω is the rotation rate of the implement (rad s^{-1}). A torque range of 22 to 50 Nm was applied for all rotated equipment, based on a rotary tiller tested on silt loam soil and sandy soil (Hirasawa et al. 2013). The rotation rate was taken from the relevant literature or commercial equipment specifications. The time required to cover 1 ha was estimated based on working speed and equipment width in Australian conditions. This was multiplied by the power requirement to estimate the energy consumption per hectare.

Several studies have identified the electrical energy (E_{elec}) requirements for weed control, and where energy conversion was required, the energy requirement was divided by the system efficiency to calculate the input energy required. Chemical energy contained within the fuel consumed (E_{chem}) was estimated by multiplying the appropriate heat of combustion values by the mass of fuel used. The values applied for heat of combustion were: 50 MJ kg^{-1} , 45 MJ kg^{-1} , and 46 MJ kg^{-1} for propane, diesel, and kerosene, respectively. Respective density values used when necessary were 580 kg m^{-3} , 832 kg m^{-3} , and 810 kg m^{-3} .

The indirect energy (E_{indirect}) is the sum of energy required to move consumables and equipment around the field (Equation 5):

$$E_{\text{indirect}} = E_{\text{cons}} + E_{\text{equip}} \quad [5]$$

Calculation of indirect energy was based on the rolling resistance, where the rolling resistance force is the product of weight and the rolling resistance coefficient μ (Equation 6):

$$F_R = \mu g(m_{\text{cons}} + m_{\text{equip}}) \quad [6]$$

where g is acceleration due to gravity, and m_{cons} and m_{equip} are the total mass of consumables and equipment, respectively. The coefficient μ was taken to be 0.12 based on a study by McAllister (1983), which reported that in average conditions, the coefficient of rolling resistance for rubber tires on soil ranged from 0.077 to 0.153. The mass of the consumable required per hectare was either estimated or taken from the relevant literature. Four trips were assumed per hectare to refill the consumable, acknowledging variability in practice. Refilling frequency was selected to limit the maximum load to a reasonable level of several tonnes for broadcast methods and several hundred kilograms for site-specific methods. Thus, the maximum mass of each consumable carried was a quarter of the per-hectare requirement. It was assumed that the mass of the consumable declined steadily, so that the average amount carried was half the maximum amount. Therefore, mass was taken to be one-eighth of the per-hectare

requirement. Energy expended to refill the consumable was not considered, nor was the distance to refilling stations.

Energy intrinsic in the non-reusable consumable, such as herbicide, plastic, and steel on wearing cultivator surfaces was incorporated as an indirect energy requirement. Energy required for production of the implement was not considered. In targeted-control methods the energy associated with moving sensor and actuator mass and positioning the end effector was not included. This approach was taken because the weight of the sensors needed to perform weed detection and targeting is small compared with the entire system. The exceptions are cases in which a system would require a component (such as a pump, compressor, or transformer) deemed sufficiently heavy to significantly alter energy consumption. Energy involved in data acquisition and processing for weed recognition and weed control delivery is assumed to be equivalent across all SSWM treatments and was calculated on total power consumed over 1 h of operation and included as a constant value in all targeted approaches.

This paper presents standardized energy consumption levels to capture the diversity of control options available for various crop and weed development environments. While limited by these assumptions, it presents an opportunity to compare efficiency on an energy basis where other comparisons would not provide similar fairness of comparison. The comparison provides a basis for cost comparison of alternative methods, given similar sources of energy.

Energy Consumption Estimates

Broadcast Weed Control Treatments

Thermal Weed Control

Thermal weed control options are those that heat or freeze weeds, resulting in cell rupture and plant death. Treatments include ultraviolet light, infrared heating, flaming, hot water, hot foam, hot air, steam, freezing, and microwaves, presented in order of increasing energy consumption (Table 1).

Within the spectrum of UV light, plants are most sensitive to UV-B (280 to 315 nm) wavelengths, whereby damage occurs due to heating of plant tissue (Andreasen et al. 1999). Using a 2.35-kW UV lamp, Andreasen et al. (1999) found 2-leaf burning nettle (*Urtica urens* L.) required 0.6 to 1.0 GJ ha^{-1} for a 95% reduction in biomass, while 4-leaf-stage annual bluegrass (*Poa annua* L.) required 6 to 10 GJ ha^{-1} , and common groundsel (*Senecio vulgaris* L.) required 13 to 100 GJ ha^{-1} . Highlighting variability and the potential influence of species on this approach, the control of 12-leaf-stage shepherd's-purse [*Capsella bursa-pastoris* (L.) Medik] required 1.7 GJ ha^{-1} . Based on the assumption of broadleaf weed control at the 2-leaf stage, the energy requirement for UV weed control was estimated between 0.6 to 1.0 GJ ha^{-1} .

IR weeders use hot ceramic or metal plates heated with propane burners to radiate heat energy (Rifai et al. 2003); several studies investigating the energy requirements of IR weeding have found reduced energy efficiency compared with flame weeding (Ascard 1998; Parish 1990; Rask and Kristoffersen 2007) (Table 1). At the 6-leaf stage or lower, Astatkie et al. (2007) found that an energy dosage of 3,887 MJ ha^{-1} provided 100% control of redroot pigweed (*Amaranthus retroflexus* L.), ladythumb (*Persicaria maculosa* Gray), and white mustard (*Sinapis alba* L.); however, only 64% of common lambsquarters (*Chenopodium album* L.) plants were controlled, highlighting varying species response. In contrast, a study by Ascard (1998) found that energy consumption of IR weeders was

Table 1. Summary of energy estimates for thermal weed control methods.

Method	Direct energy input	Growth stage	Weed species	Control	Energy source	Consumable	Estimated equipment mass	Indirect energy input	Reference
UV	MJ ha ⁻¹ 600–1,000 6,000–10,000 10,000–100,000	true leaves 2 4 4	Burning nettle (<i>Urtica urens</i>) Annual bluegrass (<i>Poa annua</i>) Common groundsel (<i>Senecio vulgaris</i>)	% 95 ^a 95 ^a 95 ^a	Electricity	—	kg m ⁻¹ width 100 ^b	1.2	Andreasen et al. 1999
Infrared	1,700 2,000 3,074	Seedling 2	Shepherd's-purse (<i>Capsella bursa-pastoris</i>) White mustard (<i>Sinapis alba</i>) White mustard	100 95	Propane Propane	40 kg 61 kg	180 ^c	2.2	Parish 1989 Ascard 1998; Astatkie et al. 2007
Flaming	3,887 3,887 4,000 1,008 1,159 1,512 1,966 2,016 2,671 3,377 3,528 3,528 3,780–5,040	<6 <6 Seedling 1–4 <6 1–2 <6 2 4 5 4 5 — ^d	Redroot pigweed (<i>Amaranthus retroflexus</i>), ladythumb (<i>Persicaria maculosa</i>), white mustard Common lambsquarters (<i>Chenopodium album</i>) Ryegrass (<i>Lolium</i> spp.) Common lambsquarters, common chickweed (<i>Stellaria media</i>), burning nettle Redroot pigweed, common lambsquarters, ladythumb Shepherd's-purse, common groundsel White mustard White mustard Redroot pigweed Velvetleaf (<i>Abutilon theophrasti</i>) White mustard Velvetleaf Knotweed (<i>Polygonum</i> spp.), wild mustard (<i>Sinapis arvensis</i>), common lambsquarters, common chickweed, scentless chamomile (<i>Tripleurospermum inodorum</i>) Pineapple-weed (<i>Matricaria discoidea</i>) Barnyardgrass (<i>Echinochloa crus-galli</i>) Green foxtail (<i>Setaria viridis</i>) Barnyardgrass Horseweed (<i>Erigeron canadensis</i>), dandelion (<i>Taraxacum officinale</i>) Perennial ryegrass (<i>Lolium perenne</i>) White mustard Annual bluegrass Mixed grass and broadleaf species	100 64 100 95 100 95 86 95 90 90 95 90 90 90 90 90 90 50 50 90 50 90	Propane 77 kg 80 kg Propane Propane 77 kg 77 kg 80 kg Propane Propane 77 kg 77 kg 80 kg 70 kg 70 kg 75–100 kg 86 kg 145 kg 153 kg 90 Diesel Diesel Diesel Diesel Propane	— Astatkie et al. 2007 Parish 1989 20 kg 23 kg 35 kg 39 kg 40 kg 53 kg 67 kg 70 kg 70 kg Rasmussen 2003 Ascard 1995a Ascard 1994; Ulloa et al. 2010 Ascard 1994; Knezevic and Ulloa 2007 182 kg 20,000 L water 24,000 L water 10,000 L water 24,000 L water 163 kg; 10,000 L water ^e ; foaming agent	180 ^c	2.2	Ascard 1995a Astatkie et al. 2007 Ascard 1995a Astatkie et al. 2007 Ascard 1994 Knezevic and Ulloa 2007 Knezevic and Ulloa 2007 Ascard 1994 Ulloa et al. 2010 Knezevic and Ulloa 2007 de Cauwer et al. 2015 de Cauwer et al. 2015 Hansson and Ascard 2002 de Cauwer et al. 2015 Kristoffersen et al. 2008
Hot water	1,500 3,000 3,970	12, 6 39 DAS ^f 2							
Hot foam	7,600 8,215	39 DAS ^f 1–4							

(Continued)

Table 1. (Continued)

Steam	6,920	Early POST	Fringed willowherb (<i>Epilobium ciliatum</i>)	79	Kerosene	—	330 ^e	8.6	Rifai et al. 2002
	6,920	Early POST	Yellow toadflax (<i>Linaria vulgaris</i>)	50	Kerosene	—			Rifai et al. 2002
	6,920	Early POST	Common lambsquarters	24	Kerosene	—			Rifai et al. 2002
	8,900	Early POST	Common lambsquarters, redroot pigweed	100	Propane	3,200 L water			Kolberg and Wiles 2002; Rifai et al. 2002
Freezing	6,000–12,000	6–8	Mixed grass and broadleaf species; pitted morningglory (<i>Pomoea lacunosa</i>)	83	Electricity	14,600 L N ₂	200 ^h	20	Cutulle et al. 2013; Fergedal 1993
Hot air	16,884	1–4	Mixed grass and broadleaf species	87	Propane	335 kg	200 ^a	2.4	Kristoffersen et al. 2008
Microwaves	9,000–75,000	See Table 2		Electricity	—	100 ^b		1.2	See Table 2


^a Ninety five percent reduction in biomass.^b Estimate.^c Based on two-row flame weeder (Agricultural Flaming Innovations 2012).^d Weeds were controlled at the 2-leaf stage of fodder beet (*Beta vulgaris* L.). No weed growth stage was provided.^e Assumed similar to SW900 steam weeder (Weedtechnics 2006).^f DAS, days after sowing; no information provided on growth stage.^g Assuming similar water consumption to hot-water weeding.^h Estimated from Cutulle et al. (2013).

Figure 1. Interrow (left; source Stepanovic [2013]) and broadcast (right; source KULT[2018]) flame weeders in use on early POST maize and PRE vegetable beds, respectively.

similar to flame weeding, with a propane consumption of 61 kg ha⁻¹ (3,074 MJ ha⁻¹) to control white mustard at the 2-leaf stage. Parish (1989) reported that an energy of 2,000 to 4,000 MJ ha⁻¹ was required to severely inhibit the growth of white mustard and ryegrass species (*Lolium* spp.), respectively (Table 1). These values suggest a control range of 2,000 to 3,887 MJ ha⁻¹.

Flame weeding involves the use of propane burners to create intense heat (both radiative and convective) to control weeds in the interrow region of row crops or across the whole field in fallow situations (Ascard 1994). Covers, or reflectors, to contain the heat energy close to targeted weeds improve energy efficiency by reducing heat loss (Figure 1); however, flame weeding still has relatively high fuel consumption (Rask and Kristoffersen 2007). The efficacy of flame weeding is highly dependent on weed species and regrowth capacity following flaming (Knezevic et al. 2014; Sivesind et al. 2009; Vester 1985). There is a 2- to 3-fold increase in energy consumed for the control of grass species (Table 1). However, for 2- to 6-leaf-stage broadleaf weeds, including common lambsquarters (Ascard 1995a; Astatkie et al. 2007; Rasmussen 2003), redroot pigweed (Astatkie et al. 2007; Knezevic and Ulloa 2007), white mustard (Ascard 1994; Astatkie et al. 2007), velvetleaf (*Abutilon theophrasti* Medik.) (Knezevic and Ulloa 2007; Ulloa et al. 2010), and pineapple-weed (*Matricaria discoidea* DC.) (Ascard 1994; Ascard 1995a; Ulloa et al. 2010), propane consumption varied between 20 and 86 kg ha⁻¹. Based on these propane usage patterns, estimates of 1,008 to 4,334 MJ ha⁻¹ were calculated for effective weed control of 2-leaf-stage broadleaf species (Table 1).

Hot-water weeding relies on the storage of heat energy in water (de Cauwer et al. 2015; Hansson and Mattsson 2003), demonstrating plant damage responses similar to those produced by flame and IR weeding. Efficacy studies have shown that single treatments can control annual and young perennial weeds, while more mature perennial weeds require multiple treatments (Daar 1994; Hansson and Mattsson 2003; Rask and Kristoffersen 2007). Hansson and Ascard (2002) calculated that approximately 10,000 L of water was needed for 90% control of 2-leaf-stage white mustard. There were significant differences between weed species in response to hot-water treatments. While the ED₅₀ (the dose required to result in a 50% reduction in weed biomass) for 39-d-old horseweed (*Erigeron canadensis* L.) and dandelion (*Taraxacum officinale* F. H. Wigg.) was 1,500 MJ ha⁻¹ (water temperature of 98 C), the ED₅₀ for similarly aged perennial ryegrass (*Lolium perenne* L.) and annual bluegrass was 2- and 5-fold higher, respectively (de Cauwer et al. 2015). These studies suggest an energy consumption range of 1,500 to 3,970 MJ ha⁻¹ for variable control in broadleaf species, with an additional requirement of 10,000 L ha⁻¹ of water (Table 1).

Thermodynamic principles suggest the efficiency of hot-water weeding systems may be improved with the inclusion of a foaming

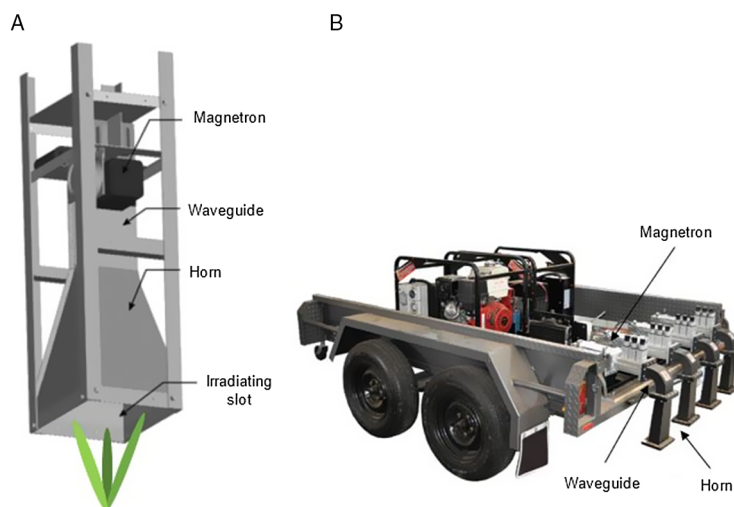


Figure 2. (A) Diagram of a microwave antenna used in microwave weed control (Sartorato et al. 2005) and (B) a series of magnetrons and antennae mounted on a trailer (Brodie 2016a).

agent acting as an insulator, prolonging the contact period of hot-water with weeds (James et al. 2009). Kempenaar and Spijker (2004) found that the addition of foam increased the effectiveness of a hot-water treatment by 50% to 60%. Experiments by Kristoffersen et al. (2008) used a dosage of 163 kg ha⁻¹ of propane (8,220 MJ ha⁻¹) to treat or control mixed species of young broadleaf weeds on traffic islands using a hot water with foam system (Table 1).

Steam weeding is more efficient at transferring heat energy than hot-water treatments, with steam containing more energy per unit mass than water, a higher rate of heat transfer than air, higher heating temperatures than water, and an ability to condense onto plants (Kerpauskas et al. 2006). Kolberg and Wiles (2002) found that the energy for heating 3,200 L ha⁻¹ was 8,900 MJ ha⁻¹, and this treatment provided 100% control of 2-leaf-stage common lambsquarters and redroot pigweed (Table 1). Rifai et al. (2002) applied steam (requiring 6,920 MJ ha⁻¹ for heating) to fringed willowherb (*Epilobium ciliatum* Raf.), yellow toadflax (*Linaria vulgaris* Mill.), and common lambsquarters, which provided 79%, 24%, and 50% control, respectively (Table 1). These values suggest a range of 6,920 to 8,900 MJ ha⁻¹ for steam weeding.

Freezing weeds with either liquid CO₂ or N₂ has been investigated as an alternative to other thermal methods. Fergedal (1993) reported that while freezing had a similar effect on weeds as flame weeding, the energy required was 6,000 MJ ha⁻¹ (14,200 L N₂ ha⁻¹) with liquid N₂ and 12,000 MJ ha⁻¹ for liquid CO₂ (Table 1). Cutulle et al. (2013) combined freezing with a ballasted roller, aiming to reduce the cryogen requirement, and reported that 9,360 L ha⁻¹ of liquid N₂ was required for 83% control of pitted morningglory (*Ipomoea lacunosa* L.) at the 6- to 8-leaf stage.

The application of hot air for the control of weeds is suggested as comparable in efficacy to that of steam, hot water, and flame weeding; however, the energy consumption is significantly higher (Rask and Kristoffersen 2007). The control of weeds on a traffic island with hot air required 335 kg ha⁻¹ of propane equating to 16,884 MJ ha⁻¹ (Kristoffersen et al. 2008) (Table 1). However, this study did not attempt to find the minimal acceptable dosage, so lower dosages may be possible.

Microwave treatment of weeds involves use of a waveguide and horn antenna to focus microwaves onto the treated area, resulting in thermal damage to the plant (Figure 2). Microwave exposure time required for effective weed control is dependent on the

antenna size (influencing wavelength), microwave power, dielectric loss factor, plant morphology, and species (Brodie et al. 2012b, 2015; Sartorato et al. 2005). With an upright growth habit, grasses are less susceptible than species with a prostrate growth habit (Brodie 2016a; Brodie and Hollins 2015; Brodie et al. 2012b; Sartorato et al. 2005). Significantly higher energy densities are required for the control of grasses than broadleaf species, where 9,600 to 38,000 MJ ha⁻¹ reduced the biomass of 2-leaf-stage broadleaf weeds (Table 2) by 90%, while 35,000 to 75,000 MJ ha⁻¹ was required to similarly reduce the biomass of grasses (Brodie 2016b; Sartorato et al. 2005; Wayland et al. 1975). Consequently, the reported energy consumption for microwaves is 9,600 to 38,000 MJ ha⁻¹ for young broadleaf species, incorporating an efficiency factor of 75% for the microwave-producing magnetron.

Primary Tillage Treatments

Tillage controls weeds by uprooting, burying, or severing roots from shoots (Zimdahl 2013) or burying weed seeds to prevent emergence via deep seed placement, induced dormancy, or seed decay (Davis et al. 2005; Gramshaw and Stern 1977). Effectiveness of tillage on seedlings is closely related to soil drying conditions following treatment (Buhler et al. 1994; Cavers and Marguerite 1990; Kurstjens et al. 2004). The role of tillage in cropping systems has declined significantly with the adoption of conservation cropping systems. While primary tillage operations, such as moldboard plowing, disking, and rototilling (rotary hoeing) are not routinely used, these techniques may be implemented for strategic weed control and soil amelioration purposes in conservation cropping systems (Davies et al. 2013; Hobbs et al. 2008; Norsworthy et al. 2012; Roper et al. 2015). Considering the diversity of operations, implement setups, operator techniques, soil characteristics, and tractor conditions, values for energy consumption are inherently variable and should be viewed as comparative energy consumption-based ranking of tillage operations. Research on the impact of implement geometry (Godwin 2007) soil characteristics (Chen et al. 2013; Perdok and Kouwenhoven 1994), and draft force highlights this variability.

Reflecting the consumable-inclusive approach taken in this review, the loss of steel from the working surfaces of tillage implements has been included as intrinsic energy consumption. The production of steel in the United States requires approximately 14.9 MJ kg⁻¹ and up to 20.0 MJ kg⁻¹ once transmission and

Table 2. Microwave energy requirements for the control (90% reduction in biomass) of broadleaf and grass species at various growth stages where specified.

Species	Type	Growth stage ^a	Input energy	Reference
			MJ ha ⁻¹	
Paddymelon (<i>Cucumis myriocarpus</i>)	Broadleaf	10–20 fully opened leaves	9,600	Brodie et al. 2012a
Common sunflower (<i>Helianthus annuus</i> L.)	Broadleaf	21 DAS	10,000	Wayland et al. 1975
Ridgeseed spurge (<i>Euphorbia glyptosperma</i> Engelm.)	Broadleaf	21 DAS	10,000	Wayland et al. 1975
Redroot pigweed (<i>Amaranthus retroflexus</i>)	Broadleaf	21 DAS	10,000	Wayland et al. 1975
Hairy fleabane (<i>Erigeron bonariensis</i> L.)	Broadleaf	Unknown	16,000	Brodie 2016a
Rapeseed (<i>Brassica napus</i>)	Broadleaf	13–14 DAS	19,000	Sartorato et al. 2005
Velvetleaf (<i>Abutilon theophrasti</i>)	Broadleaf	13–14 DAS	18,000–38,000	Sartorato et al. 2005
Wild radish (<i>Raphanus raphanistrum</i> L.)	Broadleaf	42 DAS	33,000	Brodie and Hollins 2015
Barnyardgrass (<i>Echinochloa crus-galli</i>)	Grass	Unknown	35,000	Brodie 2016a
Oat (<i>Avena sativa</i> L.)	Grass	Unknown	35,000	Brodie 2016a
Japanese millet (<i>Echinochloa frumentacea</i> Link)	Grass	21 DAS	41,000	Wayland et al. 1975
Rigid ryegrass (<i>Lolium rigidum</i> Gaudin)	Grass	63 DAS	54,000	Brodie and Hollins 2015
Wild-proso millet (<i>Panicum miliaceum</i> L.)	Grass	13–14 DAS	57,000	Sartorato et al. 2005
Barley (<i>Hordeum vulgare</i> L.)	Grass	Unknown	57,000	Brodie 2016a
Johnsongrass [<i>Sorghum halepense</i> L. Pers.] ^b	Grass	Unknown	75,000	Wayland et al. 1975

^a Abbreviation: DAS, days after sowing^b Johnsongrass was 180-cm tall. New growth from rhizomes and seed was measured at 24 d posttreatment.

distribution losses are incorporated (Hasanbeigi et al. 2011). Based on field and controlled-environment testing, wear rates were found to be 90 to 210 g ha⁻¹ of steel for plowshares, 60 to 135 g ha⁻¹ for cultivators, and 30 to 96 g ha⁻¹ for harrows in sandy loam soils (Bayhan 2006; Horvat et al. 2008). In rotary hoes, wear rates of 15 to 158 g ha⁻¹ were observed, depending on hardness of tiller blade surfaces, soil characteristics, and speed (Casli et al. 2017; Kaminski et al. 2018). Using these wear values and the energy consumed in steel production, an indirect consumption value of 0.6 to 1.9 MJ ha⁻¹ was calculated for flex-tine, spring-tooth, and roller harrows and rod and basket weeders. An indirect energy value of 1.2 to 2.7 MJ ha⁻¹ was included for the sweep cultivator and chisel plow, and 1.8 to 4.2 MJ ha⁻¹ for the tandem-disk harrows and moldboard and disk plows.

Primary tillage operations involved in the analysis include offset-disk, moldboard, and chisel plowing. Given the potential requirement for additional tillage operations following primary tillage treatments for soil smoothing in preparation for planting (e.g., harrowing), the estimated energy consumption provided should be viewed as a minimum. With a tillage depth of 10 to 25 cm for offset disks, energy use per hectare was calculated at 43 to 90 MJ ha⁻¹ for offset disks incorporating indirect energy costs (American Society for Agricultural Engineers 2000). Confirming these calculations, a field study by Al-Suhaibani and Al-Janobi (1997) observed energy requirements between 12 MJ ha⁻¹ and 63 MJ ha⁻¹ based on specific draft force measurements (excluding indirect energy consumption) at the drawbar for an offset-disk plow. Table 3 presents the breakdown of total energy as the sum of indirect and direct energy consumption values.

Moldboard plowing has a dual impact on weed populations by burying weed seeds to a depth from which they cannot emerge as well as targeting established weeds (Chauhan et al. 2006; Yenish et al. 1992). Moitzi et al. (2013) conducted a draft force study on moldboard plowing 25-cm deep and found energy values on sandy loam ranging from 160 to 169 MJ ha⁻¹. The energy consumed increased to 230 to 237 MJ ha⁻¹ on loamy clay (Table 3).

On clay and silt loam soils, chisel plowing was found to consume between 600 and 800 MJ ha⁻¹, respectively, based on specific draft force measurements (Arvidsson 2010). In lighter clay loam soils, measured draft force suggested a lower energy consumption of 100 MJ ha⁻¹ (McLaughlin et al. 2008). These results suggest

energy consumption between 100 to 800 MJ ha⁻¹ for chisel plowing in a range of climatic and soil conditions.

Secondary Tillage Treatments

While secondary tillage treatments are used for seedbed preparation, breakdown of clods, and soil-surface smoothing, any weed seedlings present will also be controlled by uprooting or burial. These treatments are also used as a false seedbed approach in which soil disturbance stimulates the germination of weeds and a subsequent operation controls emerged seedlings. Implements used for this purpose include the flex-tine (4.2 to 7.5 MJ ha⁻¹), spring-tooth (23 to 24 MJ ha⁻¹), roller (29 to 31 MJ ha⁻¹), and tandem-disk (28 to 50 MJ ha⁻¹) harrows. Energy requirements and specifications are summarized in Table 3.

Sweep cultivators use triangular or duck foot-shaped blades that are pulled through the soil at a shallow depth (Ahmad et al. 2014). Sweep cultivators are used to control weeds before planting with less vigorous soil disturbance than chisel plowing. Terpstra and Kouwenhoven (1981) reported a weed mortality of 91% to 100% in the path of the implement when soil was dry, and the working depth was 2.5 cm. However, weeds 2.5- to 3-cm tall and not directly in the path of the blades were killed 36% to 60% of the time by soil coverage. Based on an equipment mass of 100 kg m⁻¹ width, the total energy requirement for sweep cultivation is calculated to be 13 to 14 MJ ha⁻¹ (Table 3).

Basket weeders are ground-driven, cylindrical, spring-wire baskets operating in the first few centimeters of soil (Cloutier et al. 2007), with baskets most effective against weed seedlings in moist soil with low clay content (Bowman 1997; Evans et al. 2012). Basket weeders have an estimated total energy usage of 29 to 31 MJ ha⁻¹ (Table 3).

Rotary hoes are typically powered by a PTO and operate with rotating hoe blades in the vertical plane cutting through the soil, at an operating depth of up to 15 cm, pulling out and burying weeds (Hendrick and Gill 1978). Draft force per meter width is 600 N (American Society for Agricultural Engineers 2000) when operating at a rotational speed of 320 rpm and a working speed of 14 to 16 km h⁻¹ (Bowman 1997). The total energy consumption is 12 to 17 MJ ha⁻¹ (Table 3).

Rod weeders involve a rotating metal rod with an operating depth of 3 to 10 cm and displace weeds by dragging or pulling them from the soil. The operating speed is between 8 and 11 km h⁻¹ (Bowman 1997), with the rotating rod driven by PTO or hydraulic

Table 3. Summary of energy consumption for broadcast tillage and mulching weed control options.

Method	Direct energy input MJ ha ⁻¹	Depth cm	Energy source ^a	Consumable ha ⁻¹	Estimated equipment mass kg m ⁻¹ width	Indirect energy input MJ ha ⁻¹	References ^b
<i>Primary tillage</i>							
Tandem-disk harrow	18–38	7–15	Draft	90–210 g steel	670 ^c	10–12	American Society for Agricultural Engineers 2000; Bowman 1997
Offset-disk harrow	30–75	10–25	Draft	90–210 g steel	967 ^c	13–15	American Society for Agricultural Engineers 2000; Bowman 1997
	12–63	10–20	Draft				Al-Suhaibani and Al-Janobi 1997
Moldboard plow	160–237 ^d	15–25	Draft	90–210 g steel	935 ^e	13–15	American Society for Agricultural Engineers 2000; Douglas and Peltzer 2004; Moitzi et al. 2013
Chisel plow	100	15–20	Draft	90–210 g steel	615 ^f	8–10	McLaughlin et al. 2008
	600	5	Draft				Avidsson et al. 2004
	800	7	Draft				Avidsson et al. 2004
<i>Secondary tillage</i>							
Flex-tine harrow	2.5	2–3	Draft	30–96 g steel	93 ^h	1.7–3.0	Kurstjens and Bleeker 2000; Rasmussen 1992
Sweep cultivator	10	10	Draft	60–135 g steel	120 ⁱ	2.6–4.1	American Society for Agricultural Engineers 2000; Bowman 1997
Rotary hoe (rototiller)	8–10	15	Draft/PTO	15–158 g steel	300 ^j	3.8–6.7	American Society for Agricultural Engineers 2000; Bond et al. 2003; Bowman 1997
Rod weeder	12–20	3–10	Draft/PTO	30–96 g steel	200 ^k	3.0–4.3	American Society for Agricultural Engineers 2000; Bowman 1997
Spring-tooth harrow	20	2–3	Draft	30–96 g steel	170 ^l	2.6–3.9	Kurstjens 2007; Rasmussen 1992
Basket weeder	26	1–3	Draft	30–96 g steel	220 ^m	3.2–4.5	Bowman 1997; Evans et al. 2012
Roller harrow	26	2–3	Draft	30–96 g steel	220 ^m	3.2–4.5	Harrigan and Rotz 1995
<i>Mowing</i>							
Disk mower	28–140	—	PTO	Negligible	237 ⁿ	3–15	American Society for Agricultural Engineers 2000; Heisel et al. 2001; Rotz 1992
Flail mower	56–280	—	PTO	Negligible	250 ^o	1.4–7.0	American Society for Agricultural Engineers 2000; Heisel et al. 2001; Rotz 1992
<i>Mulching</i>							
Plant-based mulch	—	—	—	9,000 kg	200	913–5,413	Boldrin et al. 2009; Douglas and Peltzer 2004; Komilis and Ham 2004; Moitzi et al. 2013; Ozores-Hampton et al. 2001; Teasdale and Mohler 2000; Yordanova and Gerasimova 2016
Plastic mulch	—	—	—	300 kg polyethylene	160 ^p	187,005–235,005	Boldrin et al. 2009; Egley 1983; Komilis and Ham 2004; Lament 1993; Nyoike and Liburd 2014; Ozores-Hampton et al. 2001; Teasdale and Mohler 2000; Vlachopoulos 2009; Yordanova and Gerasimova 2016

^aPTO, power takeoff.^bReferences provided cover efficacy of control option and/or estimations for energy consumed including variables used in provided calculations.^cBased on Rostselmash disk harrows (Rostselmash 2017).^dDirect energy consumption estimated from published draft force (Moitzi et al. 2013).^eMassey Ferguson RM4-16HD 4 Furrow Plow (Massey Ferguson 2016).^fDirect energy consumption estimated from published draft force (Avidsson et al. 2004; McLaughlin et al. 2008).^gCase IH PTX600 3 section chisel plow (Case Corporation 2002).^hAerostar 150 (Einböck GmbH CoKG 2017).ⁱBased on the Duck Foot Cultivator (MP Iron Industries 2018).^jFalc CR1500 (Inlon 2018).^kEstimated from Bigham Rod Weeder (Bigham 2017).^lDCU0590 Heavy Duty Cultivator (Delmade 2017).^mBased on Rolling Harrow Model 225 (Unverferth Manufacturing 2017).ⁿTalex Z302 (Talex 2012).^oFlail Mower Standard 105 (Agpro Australia 2017).^pModel 85 Mulch Layer (Hummert International 2013).

motors. At a speed of 8 km h⁻¹, the draft force required per meter width is approximately 1.0 to 1.6 kN (American Society for Agricultural Engineers 2000). The calculated energy consumption is 15 to 24 MJ ha⁻¹ (Table 3).

Mowing Weed Control Treatments

Mowing involves the cutting of plant material at a set height above the ground for delayed growth or control. Effective weed control typically requires multiple cuttings to control regrowth and exhaust carbohydrate reserves (Busey 2003; Butler et al. 2013; Radosevich et al. 2007). The blades of disk and flail mowers were identified as a consumable item involving an intrinsic energy involved in production. Tuck et al. (1991) observed wear rates of disk mowing teeth between 1.2% and 5.6% of tooth volume, depending on the hardness of the steel; however, based on these values, the energy involved was deemed insignificant. Mowers are generally PTO driven, with rotary disk and flail mowers requiring on average 5 and 10 kW, respectively (American Society for Agricultural Engineers 2000; Rotz 1992). The energy requirements estimated at 31 and 57 MJ ha⁻¹ for disk and flail, respectively are based on a speed of 7 km h⁻¹ (Table 3) for one pass and up to 154 to 285 MJ ha⁻¹ for five passes.

Mulching

Mulching involves covering the soil surface with a layer of plant residue or plastic to prevent the germination and emergence of weed seedlings through a lack of sunlight, nitrogen immobilization, and the presence of allelochemicals (Petersen et al. 2001; Teasdale and Mohler 2000). Mulch may either be applied using external resources (plastic and organic mulch) or through in situ cover crops mulched in place.

Plant residue. Weed control can be achieved with an organic mulch thickness of 7 to 15 cm (Ozores-Hampton et al. 2001) at rates of between 9,000 and 210,000 kg ha⁻¹ (Kosterna 2014; Smith et al. 2011; Teasdale and Mohler 2000). Teasdale and Mohler (2000) used a mulch model to suggest that 9,000 kg ha⁻¹ would be effective in delivering approximately 90% weed control. Yordanova and Gerasimova (2016) found a 4- to 10-cm mulch thickness reduced weeds by 95% to 100% after 60 d. Based on these mulch masses, the energy associated with carrying and distributing 9,000 kg of mulch was estimated to be 13.2 MJ ha⁻¹. In addition to the transport and distribution costs of mulch, the energy cost associated with the production of organic mulch was estimated at 0.10 to 0.60 MJ kg⁻¹ based on the energy cost for the industrial production of compost (Boldrin et al. 2009; Komilis and Ham 2004). A rate of 9,000 kg ha⁻¹ results in an intrinsic energy cost of 900 to 5,400 MJ ha⁻¹.

Plastic. Plastic mulching (polyethylene) involves laying impermeable, transparent, or opaque plastic sheeting over a field or row to control weeds, increase soil temperature, and conserve soil moisture. Egle (1983) found the use of transparent polyethylene sheets for 1 to 4 wk reduced populations of pigweeds (*Amaranthus* spp.), spurred anoda [*Anoda cristata* (L.) Schltdl.], morningglory (*Ipomoea* spp.), horse purslane (*Trianthema portulacastrum* L.), and unspecified grass species by 64% to 98%. Estimation of indirect energy consumption in laying and removing the plastic sheeting is based on a 191-kg Model 85 Mulch Layer (Hummer International 2013), with similar mass to the mulch lifters used for removal. Assuming a plastic thickness of 0.031 mm (Lament 1993) results in 300 kg ha⁻¹ of polyethylene. Production energy for polyethylene

Table 4. Energy consumed in the production of various key herbicides (Helsel 1992).

Herbicide	Production energy	Application rate ^a	Energy per hectare
	MJ kg ⁻¹	kg ha ⁻¹	MJ ha ⁻¹
2,4-D	85	0.50	43
Atrazine	190	1.75	333
Chlorsulfuron	365	0.03	9
Dicamba	295	1.00	295
Diquat	400	0.50	200
Glyphosate	454	1.25	567
Metolachlor	276	1.50	345
Paraquat	450	0.55	414
Trifluralin	150	1.00	150

^a Application rates were taken from label rates for registered use.

sheeting ranges from 25 MJ kg⁻¹ for high-density polyethylene to 28 MJ kg⁻¹ for low-density polyethylene (Vlachopoulos 2009). Plastic mulch in most cases is discarded after a single use; however, trials have demonstrated the potential for the product to be reused at least once (Nyoike and Liburd 2014). Consequently, the energy associated with the production of the plastic mulch results in an indirect energy value of 187 to 235 GJ ha⁻¹ (Table 3).

Herbicides

Herbicides are integral to weed control in cropping systems and have been included in this review as a reference point for comparison with alternative control methods. Green (1987) estimated energy consumed in the production of herbicide varied from 80 MJ kg⁻¹ for nitrophenols (e.g., dinoseb) to 454 and 460 MJ kg⁻¹ for glyphosate and paraquat, respectively. Helsel (2016) suggested newer production techniques may result in energy efficiency gains of up to 10%. However, patent restrictions and other proprietary rights prevent access to information required for accurate determination of energy consumption in the production of modern herbicides (Helsel 2006, 2016). The rates provided in Table 4 are label rates of common herbicides, used to overcome variability in use patterns, energy consumed in production, and variable application techniques.

Energy consumed in application manifests in diesel consumption through either the tractor or self-propelled sprayer (Safa et al. 2010). Diesel consumption for boom-type trailed and self-propelled sprayers at various crop stages was observed to vary from 1.0 to 3.9 L ha⁻¹ (Dalgaard et al. 2001; Helsel 1992; Lincoln University 2008; Ortiz-Canavate and Hernanz 1999; Safa et al. 2010; Wells 2001), suggesting an energy consumption for application of between 37 and 145 MJ ha⁻¹. Using glyphosate as an example herbicide, applied at 1.25 g ae ha⁻¹, the application energy combined with energy consumed in glyphosate production results in an energy requirement of 604 to 712 MJ ha⁻¹, depending on treatment number, combination, herbicide rate, and application technique. It should also be noted that some residual herbicides may require incorporation through cultivation. In these cases, the actual energy consumed for the application of an herbicide will be the sum of both herbicide application and incorporation. Depending on cultivator type, values in Table 3 can be used to complement Table 4 as required.

Discussion of Broadcast Treatment Estimates

Tillage-based weed control tactics were the most energy efficient of the currently available broadcast weed control options, suggesting

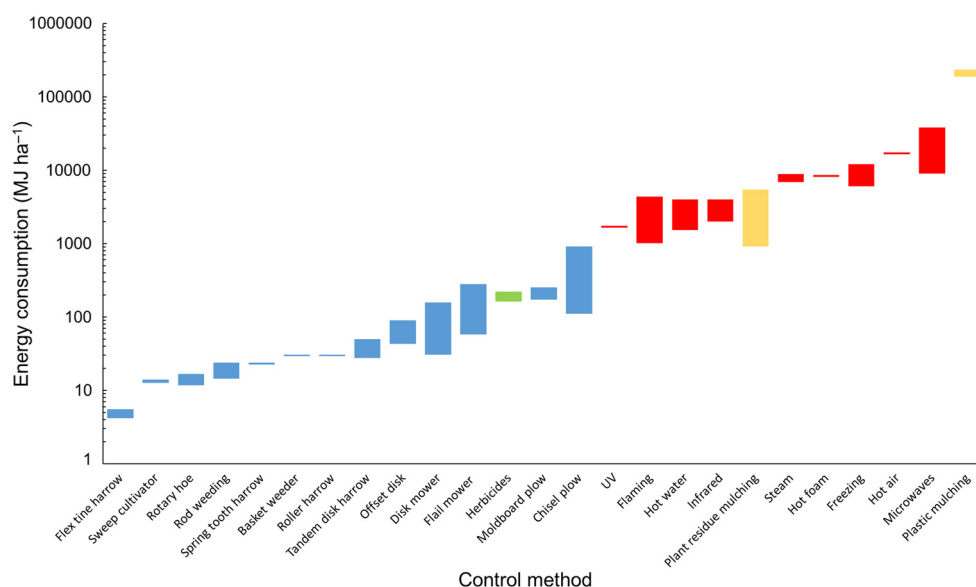


Figure 3. Total energy requirement estimates for mechanical (blue), herbicidal (green), mulch (yellow), and thermal (red) broadcast weed control methods when used to target 2-leaf-stage seedlings at a density of 5 plants m^{-2} . Bar length represents the range of energy consumption values estimated.

these techniques will remain a consideration for use in weed control programs. The average energy requirements of all available tillage weed control treatments, except moldboard and chisel plowing, were substantially lower than herbicidal and thermal approaches (Figure 3). Despite the generally reduced energy requirements of tillage-based techniques, the resulting soil disturbance can have negative impacts on soil health, a significant barrier to the routine use of tillage-based weed control (Angers et al. 1997; Paul et al. 2013). Nevertheless, tillage-based weed control treatments remain an option for weed control in conservation cropping systems as an infrequent strategic weed control and soil amelioration approach. Within the three primary tillage operations, the specific draft force for chisel plowing was found to be higher than for both the moldboard and disk plowing. The more aggressive lift and forward movement of soil by the chisel plow requires more force compared with the cutting and folding movement of moldboard plows and cutting and rolling action of disks (Arvidsson et al. 2004).

The energy requirements for thermal techniques are an order of magnitude higher than mechanical and herbicidal options and strongly influenced by species and thermodynamic principles. Thermal weed control relies on the heating of plant tissue, which is predominantly water, and resultant disruption of cell structure and processes. Liquid water has a large heat capacity of $4.18 \text{ J C}^{-1} \text{ g}^{-1}$; thus, a large quantity of energy is required to heat cellular water to the point of cell damage compared with the movement of soil.

Broadleaf weeds with unprotected growing points required substantially lower levels of heat exposure than species with more protected growing points such as grasses (Ascard 1995a; Knezevic and Ulloa 2007; Ulloa et al. 2010). Similarly, mowing is most effective against annual broadleaf weeds with aboveground apical meristems (Cloutier et al. 2007; Gibson et al. 2011). The rate of heat transfer influences efficacy of weed control and can be explained by Fourier's law of heat conduction, whereby the transfer of heat energy, and hence cell death, is faster between objects with a larger temperature difference (de Cauwer et al. 2015). Higher

temperatures have been shown to reduce the required energy dose for weed control (Ascard 1995b). Other thermal methods such as microwaving are dependent on water content, which varies significantly between species. The energy results provided demonstrate this variability.

Site-Specific Weed Management

An SSWM system integrates detection, computation, and actuation operations to enable weed control on a site- or point-specific basis. For further details on the specifics of SSWM, please see the reviews by Fernández-Quintanilla et al. (2018) and Berge et al. (2012), which provide excellent summaries. Real-time image collection and computation energy requirements are significant and have been included in SSWM estimates. Using road-based autonomous vehicles as a basis for calculations, Liu et al. (2017) found systems for fully autonomous vehicles consumed between 11 to 18 MJ (3,000 to 5,000 W) over 1 h of operation.

Site-Specific Herbicide Treatments

Herbicides are already used for SSWM in fallow situations using "green-on-brown," reflectance-based technology, with research focusing on a site-specific approach for in-crop application (Christensen et al. 2009; Fernández-Quintanilla et al. 2018). At a point-specific level, Franco et al. (2017) describes the goal for targeted herbicide application as single doses of herbicide applied to individual weeds within crops in the form of a micro-dosing type system. Using this system, Lund et al. (2006) achieved 84% control of rapeseed (*Brassica napus* L.) as a test broadleaf weed using an equivalent 26 g ae ha^{-1} of glyphosate with a field density of 100 plants m^{-2} . Similarly, Mathiassen et al. (2016) found 90% control with 2.5 to 32 g ae ha^{-1} of glyphosate when applied on rapeseed and black nightshade (*Solanum nigrum* L.) at a density of 300 plants m^{-2} . Using these micro-dosing figures, energy requirements were estimated at 0.24 MJ ha^{-1} and approximately 15 MJ ha^{-1} with the inclusion of computational energy.



Figure 4. A Fresnel lens focuses sunlight to create a high temperature (>300 C) band for controlling weed seedlings (Johnson et al. 1990).

Thermal Methods

Concentrated solar radiation. Concentrated solar radiation involves focusing incident sunlight onto weeds. The use of a Fresnel lens to focus sunlight for weed control was investigated with a 1.4-m² lens (Johnson et al. 1989) (Figure 4). An exposure time of 1 s was sufficient to kill 96% of redroot pigweed seedlings at the 2-leaf stage. However, the mortality of green foxtail [*Setaria viridis* (L.) P. Beauv.] at the 4-leaf stage was only 60% with a 10-s exposure time. According to Johnson et al. (1989), Fresnel lenses can produce temperatures of up to 370 C in strong sunlight. It is difficult to estimate the energy requirements that would be associated with such a system, given that the thermal energy is transferred directly from the sun. However, the energy requirement for computation and actuation would remain.

Electrical weeding: continuous contact. Continuous-contact electrical weeding involves the use of voltages between 6 and 25 kV (Diprose and Benson 1984) applied to the weed with an electrode, with the circuit completed by a nearby grounding wheel. Electrodes can be simple, such as flat bars, either targeted at the plant or swept across a field. Blasco et al. (2002) reported that a dose of 90 J was sufficient to kill all weeds with fewer than 5 leaves. Dykes (1984) observed that as weeds matured from 3 to 5 wk, the required lethal dosage increased from 250 to 2,000 J. However, Vigneault et al. (1990) found that an average energy dose of 1,760 J was necessary to kill weeds after flowering. Assuming 2-leaf-stage broadleaf weeds for comparison, the energy requirement was estimated at 19 MJ ha⁻¹.

Electrical weeding: spark discharge. Spark-discharge electrical weeding involves locating electrodes within 1 to 2 cm of the plant, resulting in an electrical arc passing into the plant. If the electrodes touch the plant, the spark may be inhibited (Diprose and Benson 1984); therefore, the electrode must be precisely positioned. Using very high voltages (25 to 60kV), spark discharge required only 0.135 J to control 4- to 6-cm-tall seedlings of mouseear chickweed [*Cerastium fontanum* Baumg. ssp. *vulgare* (Hartm.) Greuter & Burdet] (Mizuno et al. 1990). Based on 0.135 J per weed and indirect energy requirements, estimated energy consumption is 14.5 MJ ha⁻¹.

Laser weeding. Laser weeding involves the use of a laser beam for pyrolysis (burning) or cutting. Effectiveness is dependent on laser

Table 5. Wavelength, electro-optical efficiency (e/o), and spectral absorption for laser systems used to control weeds using pyrolytic and cutting approaches.^a

Laser ^b	Wavelength nm	e/o efficiency	Spectral absorption
		—%	
CO ₂ pyrolysis	10,600	8–10	96–100
Thulium pyrolysis	1,908	10	88
Tripled lamp-pumped Nd:YAG pyrolysis	1,064	2–5	4–7
Tripled diode-pumped Nd:YAG pyrolysis	1,064	10	4–7
Diode pyrolysis	532–940	30	7–40
Doubled Nd:YAG pyrolysis	532	1	76–86
CO ₂ cutting	10,600	8–10	96–100
Tripled Nd:YAG IR cutting	1,064	2–5	4–7
Tripled Nd:YAG UV cutting	355	2–5	96–97

^a These efficiency figures are incorporated in the final energy estimates for laser weed control based on available reported figures (Gates et al. 1965; Kim and Ki 2012; Marx et al. 2012; Wöltjen et al. 2008).

^b Abbreviations: IR, infrared; Nd:YAG, neodymium-doped yttrium aluminum garnet; UV, ultraviolet.

type, laser spot size, plant morphology, treatment duration, and weed size (Kaieler et al. 2013; Marx et al. 2012; Mathiassen et al. 2006). The calculated energy estimates presented for each laser system were based on reported electro-optical (e/o) efficiency, with estimates calculated by dividing reported laser energy consumption by the reported efficiency, where it had not been already incorporated (Table 5) (Gates et al. 1965; Kim and Ki 2012; Marx et al. 2012; Wöltjen et al. 2008).

Laser pyrolysis. The pyrolysis approach to laser weed control involves a laser beam irradiating a plant part, typically the growing point. Rapid heating results in cell rupture and plant tissue damage, similar to the effect of other thermal methods. Laser spot size has a significant influence on efficacy, whereby smaller spot sizes decrease the energy requirements but increase the difficulty in effectively targeting the meristem (Wöltjen et al. 2008). Conversely, large spot sizes do not require the same level of precision, but can result in large off-target energy losses (Langner et al. 2006). For every 1% loss of spot diameter covering a weed, the energy requirement per weed increased by 1.3 J (Kaieler et al. 2013; Mathiassen et al. 2006). To accommodate losses in the targeting of weeds, a 6-mm spot diameter has been used in determining energy estimates for the pyrolysis approach (Heisel et al. 2001, 2002). For a CO₂ laser, 21 to 101 J per weed was required for 90% biomass reduction in 2-leaf-stage dandelion, redroot pigweed, and cultivated tobacco (*Nicotiana tabacum* L.) (Kaieler et al. 2013; Langner et al. 2006; Wöltjen et al. 2008). Similar biomass reductions for barnyardgrass [*Echinochloa crus-galli* (L.) P. Beauv.] required between 21 and 264 J per weed (Marx et al. 2012). A 940-nm diode laser had an energy range of 34 to 283 J per weed when irradiating the same broadleaf species as the CO₂ laser (Wöltjen et al. 2008). The 810-nm, 90-W laser had a range of 58 to >225 J per weed when testing common chickweed [*Stellaria media* (L.) Vill.], scentless chamomile [*Tripleurospermum inodorum* (L.) Sch. Bip.], and rapeseed (Mathiassen et al. 2006). A 532-nm diode laser consumed 14 to 110 J per weed for control of the same species (Mathiassen et al. 2006). Langner et al. (2006) achieved 75% control of a common cornsalad [*Valerianella locusta* (L.) Lat.] population with a dose of 1.4 J per weed using a tripled neodymium-doped yttrium aluminum garnet (Nd:YAG) laser with a 6-mm spot diameter. The doubled Nd:YAG laser and thulium fiber laser

required 14 and 23 J per weed respectively to control redroot pigweed (Kaierle et al. 2013). Most research in this area has reported on weed biomass reductions and not control; therefore, the calculated energy estimates are based on 90% biomass reductions and control (where cited). Incorporating efficiencies in Table 5 with the energy requirements for control of a 2-leaf-stage broadleaf weed provides total energy estimates for laser pyrolysis of between 15 and 249 MJ ha⁻¹.

Laser cutting. Laser cutting involves knife-like use of the beam to cut through plant stems. Effectiveness of this approach depends on stem thickness, plant type, cut location, and proportion of laser wavelength absorbed. A 10-mm laser swath is assumed for estimates of energy consumption for laser cutting. CO₂ lasers with a high spectral absorption and e/o efficiency would be optimum for cutting (Table 5) (Heisel et al. 2001; Schou et al. 2002). The broadleaf species wild mustard (*Sinapis arvensis* L.), common lambsquarters, and black nightshade required 10 to 75 J for complete stem cutting at the 2-leaf growth stage. The grass species perennial ryegrass and winter wheat (*Triticum aestivum* L.) required 5 to 125 J per weed for stem cutting at 1 to 2 cm above the soil surface (Heisel et al. 2001, 2002; Schou et al. 2002). Including indirect energy consumption, the control of broadleaf weeds at the 2-leaf stage required between 18 and 314 MJ ha⁻¹.

Microwaves. Focusing microwaves onto weeds using a small horn antenna has been suggested as a novel weed management tool (Brodie et al. 2012a). The difficulty associated with this method is how to precisely direct the microwaves within a narrow spatial band suitable for targeting individual weeds. Assuming that microwaves could be targeted onto the seedling stem alone, an aperture size of 5-mm width by 5-mm height is applied (Tajima et al. 2013). The energy requirement would be 67 J per weed, including an efficiency factor of 75% for the microwave-producing magnetron. This is based on a test conducted on the five stems of a paddymelon (*Cucumis myriocarpus* Naudin) (Brodie et al. 2012a). Each stem was treated with 200 J cm⁻² using an aperture size of 86 mm by 20 mm, resulting in a total energy consumption of 18 MJ ha⁻¹.

Mechanical

Water-jet cutting. High-pressure water jets are widely used in industrial machining and fabrication and have recently been evaluated as a weed control method (Fogelberg and Blom 2002). Ishida et al. (2005) found 90% and 100% weed control was obtained at a pressure of 30 MPa (the highest pressure tested) with a nozzle diameter of 0.4 mm and flow rate of 1.4 L min⁻¹. The required power would be approximately 800 W, if the water jet is active for a 10-mm cut, at a speed of 7.78 m s⁻¹. The nozzle would be open for 0.02 s, thus 16 J (direct energy) and 0.47 ml of water would be associated with cutting each weed (Table 6). This is equivalent to 15 MJ ha⁻¹ and 24 L ha⁻¹ at a density of 5 weeds m⁻² with the inclusion of indirect energy requirements.

Stamping. The concept involves the pushing weeds into the ground, or “stamping” weeds, using a low refractory period actuator (Sellmann et al. 2014). Langsenkamp et al. (2014) tested a tube-stamp apparatus in which a spring was compressed and then released suddenly to push a round solid metal bar, and consequently the weed on the soil surface, into the ground. The direct energy required to stamp a weed using this apparatus is approximately 42 J (2.1 MJ ha⁻¹). From one stamp treatment, common chickweed and shepherd’s-purse had a fatality rate of 100%. In

contrast, bird vetch (*Vicia cracca* L.), annual bluegrass, and green foxtail efficacy was between 43% and 57%.

Precise cutting. The precise cutting of individual weed stems on a targeted basis has become possible with improved weed-detection technology and precise actuation. Toukura et al. (2006) investigated the force and energy required to shear weed stems with scissors. It was found that less than 0.1 J was required per weed across several broadleaf and grass species at the 3- to 4-leaf stage. Assuming a density of 5 weeds m⁻², this process would entail a direct energy requirement of 0.005 MJ ha⁻¹ (Cloutier et al. 2007).

Pulling. Mechanically pulling weeds for control was investigated by Toukura et al. (2006), who found that approximately 0.17 J was required to remove both broadleaf and grass weeds at the 3- to 4-leaf stage. In a study by Kurstjens and Kropff (2001), average weed mortality was 47% to 61%, with similar mortality for grass and broadleaf species. Like tillage, mortality was found to be highly dependent on soil moisture, with higher mortality in dry soil compared with moist soil. A system that uses a pair of rollers to uproot weeds (Saber et al. 2013) could potentially reduce the difficulty of actuation compared with a clamping, robotic-arm mechanism.

Chipping. Targeted chipping with a tine, blade, or chip hoe is a novel area of research with potential to reduce both energy consumption and soil disturbance. A chip hoe and similar methods involve digging out weeds at a shallow depth with an actuated tine with a low refractory period. In response to the detection of a weed, the tine swings down and chips out a weed before returning to its resting state. Research on shallow cultivation tools such as push-pull weeder was used to estimate the energy requirement for this method. A push-pull weeder is a handheld implement with a flat blade, used to uproot weeds. Tewari et al. (1993) reported that each cycle of motion of a push-pull weeder used 26 J of direct energy to remove 1 weed. Energy consumption in chipping is dependent on several factors, including blade frontal area, blade shape, blade mass, and soil dynamics such as structure, moisture content, and composition. As targeted chipping is a novel area of research, there is limited research on the energy consumption and efficacy of this control option.

Abrasive grit. Blasting individual plants with abrasive grit derived from corn cobs has been investigated as an approach to weed control (Forcella 2009). It was found that one “split-second” blast was sufficient to kill common lambsquarters seedlings. Assuming a blast duration of 0.1 s, the energy consumed was estimated at approximately 190 J per weed, based on the compressor used in these studies. Average grit emission rate was assumed to be 39 g s⁻¹ (Forcella 2012), providing an estimate of 3.9 g of grit consumed per weed (Table 6).

Discussion of Site-Specific Energy Consumption

Like broadcast methods, mechanical techniques in general used less energy than thermal approaches in controlling targeted weeds (Figure 5). Direct energy requirements for the six mechanical weed control treatments ranged from 0.005 MJ ha⁻¹ for precise cutting to 9.5 MJ ha⁻¹ for abrasive grit; however, five treatments required less than 2 MJ ha⁻¹ of direct energy for effective weed control. There were similarly low direct energy requirements for herbicidal weed control, ranging from 0.02 to 0.24 MJ ha⁻¹. Thermal weed control treatments were generally more energy intensive; however, treatments varied markedly from 0 for solar radiation to 6,000 MJ

Table 6. Summary of energy consumption for physical weed control methods when used for the site-specific targeting of individual weeds at a density of 5 plants m⁻².^a

Method	Direct energy input		Growth stage	Weed species	Control	Energy source	Consumable	Indirect energy input	References
Herbicides	J per weed	MJ ha ⁻¹	true leaves	Rapeseed (<i>Brassica napus</i>)	%	Chemical	per weed	MJ ha ⁻¹	Lund et al. 2006
	4	0.2	Seedling	Rapeseed, black nightshade (<i>Solanum nigrum</i>)	84	Chemical	<0.1 µg glyphosate	—	Mathiassen et al. 2016
	0.4–4.8	0.02–0.24	2		90			—	
Thermal									
Concentrated solar radiation	—	—	2	Redroot pigweed (<i>Amaranthus retroflexus</i>)	96	Solar	—	—	Johnson et al. 1989
	—	—	4	Green foxtail (<i>Setaria viridis</i>)	60	Solar	—	—	Johnson et al. 1989
Electrocution: continuous contact	90	4.5	< 5	Unspecified broadleaf	100	Electricity	—	0.16 ^c	Blasco et al. 2002
Electrocution: spark discharge	0.14	0.007	Seedling	Mouseear chickweed (<i>Cerastium fontanum</i>)	100	Electricity	—	0.12 ^d	Mizuno et al. 1990
Tripled Nd:YAG laser pyrolysis	1.4	0.7	6	Common cornsalad (<i>Valerianella locusta</i>)	75	Electricity	—	—	Langner et al. 2006
CO ₂ laser pyrolysis	21	1.1	2	Tobacco (<i>Nicotiana tabacum</i>)	90 ^e	Electricity	—	—	Wöltjen et al. 2008
	125	6.3	2	Redroot pigweed	100	Electricity	—	—	Kaierle et al. 2013
	263–3,300 ^f	13–165 ^f	2	Barnyardgrass (<i>Echinochloa crus-galli</i>)	90 ^e	Electricity	—	—	Marx et al. 2012
	265	13	2	Barnyardgrass	90 ^e	Electricity	—	—	Wöltjen et al. 2008
	350	18	2	Redroot pigweed	90 ^e	Electricity	—	—	Marx et al. 2012
Diode laser pyrolysis	47–750	2.4–235	Seedling	Common chickweed (<i>Stellaria media</i>), scentless chamomile (<i>Tripleurospermum inodorum</i>), rapeseed	90 ^e	Electricity	—	—	Mathiassen et al. 2006
	114	5.7	2	Barnyardgrass, tobacco	90 ^e	Electricity	—	—	Wöltjen et al. 2008
	237	1	2	Redroot pigweed	100	Electricity	—	—	Kaierle et al. 2013
	70	3.5	6	Dandelion (<i>Taraxacum officinale</i>)	100	Electricity	—	—	Langner et al. 2006
Pumped Nd:YAG laser pyrolysis	230	11.5	2	Redroot pigweed	100	Electricity	—	—	Kaierle et al. 2013
Thulium-fiber laser pyrolysis	1,400	70	2	Redroot pigweed	100	Electricity	—	—	Kaierle et al. 2013
Doubled Nd:YAG laser pyrolysis	8	0.4	2	Perennial ryegrass (<i>Lolium perenne</i>)	90 ^e	Electricity	—	—	Heisel et al. 2001
CO ₂ laser cutting	9–10	0.45–0.5	2	Wild mustard (<i>Sinapis arvensis</i>), common lambsquarters (<i>Chenopodium album</i>)	90 ^e	Electricity	—	—	Heisel et al. 2001
	56	2.8	2	Black nightshade	90 ^e	Electricity	—	—	Heisel et al. 2002
	938–1,563	47–78	14 d POST	Winter wheat (<i>Triticum aestivum</i>), common lambsquarters	90 ^e	Electricity	—	—	Schou et al. 2002
Nd:YAG UV/IR laser cutting	600–6,000	30–300	14 d POST	Winter wheat, common lambsquarters	90 ^e	Electricity	—	—	Schou et al. 2002
Microwaves	67	3.4	10–20	Paddymelon (<i>Cucumis myriocarpus</i>)	100	Electricity	—	—	Brodie et al. 2012a
Mechanical									
Water-jet cutting	16	0.8	Seedling	Rice (<i>Oryza sativa</i>)	90–100	Diesel / electricity	0.47 ml water	0.60 ^e	Ishida et al. 2005
Stamping	42	2.1	2	Common chickweed, shepherd's-purse (<i>Capsella bursa-pastoris</i>)	100	Electricity	—	—	Langsenkamp et al. 2014
	42	2.1	2	Bird vetch (<i>Vicia cracca</i>), annual bluegrass (<i>Poa annua</i>)	43–57	Electricity	—	—	Langsenkamp et al. 2014
Precise cutting	0.1	0.005	3–4	Barnyardgrass, lambsquarters, smooth pigweed (<i>Amaranthus hybridus</i> L.)	100	Electricity	—	—	Toukura et al. 2006
Pulling	0.17	0.009	3–4	Barnyardgrass, lambsquarters, smooth pigweed	100	Electricity	—	—	Toukura et al. 2006

(Continued)

Table 6. (Continued)

Method	Direct energy input	Growth stage	Weed species	Control	Energy source	Consumable	Indirect energy input	References
Hoeing	26	21 d POST	Barnyardgrass	74	Electricity	—	—	Tewari et al. 1993
Abrasive grit	190	1–3	Lambsquarters	91	Diesel/electricity	3.9 g grit	0.64 ^b	Forcella 2009; Forcella 2012

^aThe underlying indirect energy consumption of 14.4 MJ ha⁻¹ in computation has been calculated from autonomous car systems (Gawron et al. 2018; Liu et al. 2017). References have been provided to source papers for energy estimates.

^bAbbreviations: IR, infrared; Nd:YAG, neodymium-doped yttrium aluminum garnet; UV, ultraviolet.

^cBased on a 15-kV, 750-W transformer (14 kg) (Tortech Transformers, 2018).

^dBased on a 15-kV, 375-W transformer (10kg) (Tortech Transformers, 2018).

^eNinety percent reduction in biomass.

^fVariation in energy due to increase in laser spot area from 14 to 28 mm²

^gBased on a 30-MPa, 750-W pump (37 kg) (Jiangsu Hoofar Industrial Company, n.d.).

^hBased on a 690-kPa, 1.8-kW compressor (30 kg) (Jedair Compressors, n.d.).

ha⁻¹ for Nd:YAG IR laser cutting. However, when the Nd:YAG laser was used for pyrolysis, the weed control energy requirement was comparable to that of herbicides and mechanical weed control techniques. Spark-discharge electrocution and microwaves also had low energy requirements, but research on these techniques is limited, and their weed control potential has not been established.

In line with findings for broadcast weed control methods, broad-leaf weeds required less energy for control with thermal methods than grass species. In most broadleaf weed species, the apical meristem is situated above the soil, while in grass species the growing point is often protected at or below the soil, making grasses more difficult to control with highly targeted treatments, such as lasers and water jets (Wöltjen et al. 2008). Similarly, cutting below the meristem with lasers at the seedling stage was effective in controlling broadleaf weeds but less effective in grasses, in which the meristem is situated at or below the soil surface (Heisel et al. 2001). With electrocution, microscopic observations revealed that plant damage from spark discharge was due to the rupturing of cells in the roots and stems, as the entrance and exit points for the flow of electricity, respectively (Mizuno et al. 1990, 1993). This overcomes issues with the precise targeting of the apical meristem.

The value of 14.4 MJ ha⁻¹ was used as a constant in all SSWM approaches to represent computational energy requirements, however, it is likely these values will decline as central processing unit and graphics processing unit efficiencies improve (Gawron et al. 2018). Consequently, the fixed indirect energy requirements of SSWM methods will continue to decline.

Broadcast vs. Site-Specific

The comparison of energy requirements for alternative weed control technologies indicates that a site-specific approach provides economically realistic weed control opportunities for large-scale operations. The targeting of individual weeds results in substantial reductions in energy requirements, up to 97% for herbicides, 97% for tillage, and 99% microwaves. Beyond energy itself, the estimation of energy requirements provides an opportunity for comparison of potential economic costs of alternative control methods, based on similar energy sources. Additionally, the ability to target specific weeds improves choice of weed control technique, whereby nonselective alternate weed control technologies may be used for in-crop selective weed control. Machine vision and weed detection provide the selectivity required to achieve discrimination, previously reliant on chemical and biological processes.

Future Research

While SSWM may provide these opportunities, the implementation of alternative methodologies relies on effective, consistent, and timely detection and/or identification of weeds for real-time management. Consequently, future research, investment, and collaboration should focus not only on weed control methods, but also on the ability to accurately detect and identify weeds with machine vision. The field is advanced in many external industries (such as industrial automation, automotive, and defense), suggesting interdisciplinary research may be crucial to success in the weeds domain.

Concurrent with the development of identification algorithms, there is a clear need for in-field evaluations of promising alternative methods, such as lasers, electrocution, and targeted hoeing. Further analysis is required of site-specific energy thresholds as

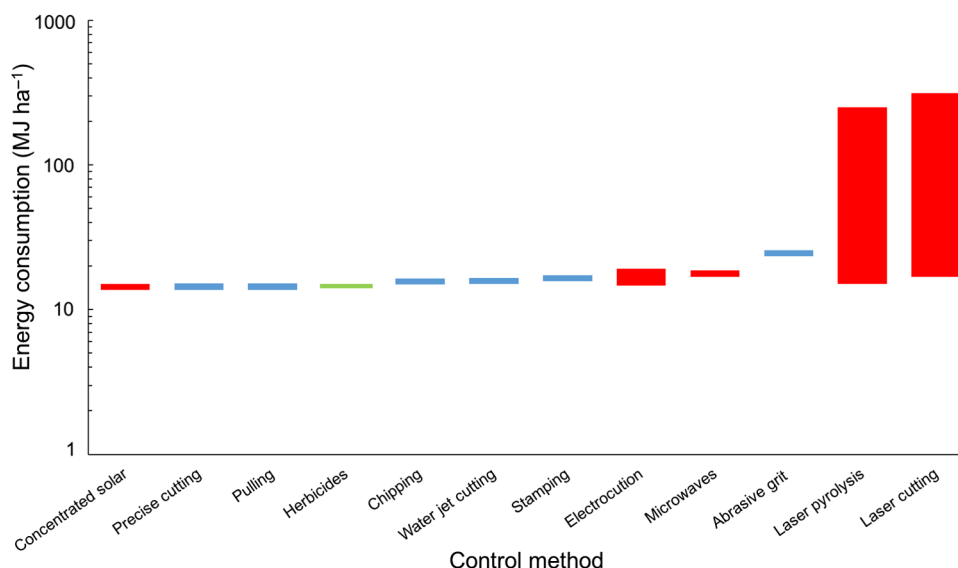


Figure 5. Total energy requirement estimates for physical weed control techniques, mechanical (blue), herbicidal (green), and thermal (red), used in a site-specific approach to target a weed population with a density of 5 plants m⁻².

determined by density, processing speed, and computational energy consumption. The current limitations of site-specific approaches stem from information processing and accurate weed recognition, which become significantly slower under high weed density. Nevertheless, significant advancements in sensor technology, processing speed, and precision of control modules is encouraging.

Author ORCIDs. Guy Coleman  <https://orcid.org/0000-0002-8808-2965>

Acknowledgments. This research was funded by the Grains Research and Development Corporation. The authors declare no conflict of interest.

References

- Agpro Australia (2017) Flail Mower Heavy Duty Standard 105. <https://www.agproproducts.com.au/product/flail-mower-standard-105>. Accessed: July 15, 2018
- Agricultural Flaming Innovations (2012) Flame Weeder Models. <http://www.agriculturalflaming.com/index.aspx?mid=11277>. Accessed: February 13, 2017
- Ahmad MT, Tang L, Steward BL (2014) Automated mechanical weeding. Pages 125–138 in Young SL, Pierce FJ, eds. *Automation: The Future of Weed Control in Cropping Systems*. Dordrecht, Netherlands: Springer
- Al-Suhaibani SA, Al-Janobi A (1997) Draught requirements of tillage implements operating on sandy loam soil. *J Agric Eng Res* 66:177–182
- American Society for Agricultural Engineers (2000) *Agricultural Machinery Management Data*. St Joseph, MI, USA: ASAE Standards
- Andreasen C, Hansen L, Streibig JC (1999) Effect of ultraviolet radiation on the fresh weight of some weeds and crops. *Weed Technol* 13:544–560
- Angers DA, Bolinder MA, Carter MR, Gregorich EG, Drury CF, Liang BC, Voroney RP, Simard RR, Donald RG, Beyaert RP, Martel J (1997) Impact of tillage practices on organic carbon and nitrogen storage in cool, humid soils of eastern Canada. *Soil Tillage Res* 41:191–201
- Arvidsson J (2010) Energy use efficiency in different tillage systems for winter wheat on a clay and silt loam in Sweden. *Eur J Agron* 33:250–256
- Arvidsson J, Keller T, Gustafson K (2004) Specific draught for mouldboard plough, chisel plough and disc harrow at different water contents. *Soil Tillage Res* 79:221–231
- Ascard J (1994) Dose-response models for flame weeding in relation to plant size and density. *Weed Res* 34:377–385
- Ascard J (1995a) Effects of flame weeding on weed species at different developmental stages. *Weed Res* 35:397–441
- Ascard J (1995b) *Thermal Weed Control by Flaming: Biological and Technical Aspects*. Ph.D thesis. Alnarp, Sweden: Swedish University of Agricultural Sciences. 61 p
- Ascard J (1998) Comparison of flaming and infrared radiation techniques for thermal weed control. *Weed Res* 38:69–76
- Astatkie T, Rifai MN, Havard P, Adsett J, Lacko-Bartosova M, Otepka P (2007) Effectiveness of hot water, infrared and open flame thermal units for controlling weeds. *Biol Agric Hort* 25:1–12
- Bakker T, Asselt K, Bontsema J, Müller J, Straten G (2010) Systematic design of an autonomous platform for robotic weeding. *J Terramechanics* 47:63–73
- Bayhan Y (2006) Reduction of wear via hardfacing of chisel ploughshare. *Tribol Int* 39:570–574
- Berge TW, Goldberg S, Kaspersen K, Netland J (2012) Towards machine vision based site-specific weed management in cereals. *Comput Electron Agric* 81:79–86
- Bigham (2017) Rod Weeder. <http://bighamag.com/bbwp/wp-content/uploads/2016/03/C-7-Rod-Weeders-6-Page-20130824-PDF.pdf>. Accessed: February 13, 2017
- Blasco J, Aleixos N, Roger JM, Rabatel G, Moltó E (2002) Automation and emerging technologies: robotic weed control using machine vision. *Biosyst Eng* 83:149–157
- Boldrin A, Andersen JK, Miller J, Christensen TH, Favoino E (2009) Composting and compost utilization: accounting of greenhouse gases and global warming contributions. *Waste Manag Res* 27:800–812
- Bond W, Turner R, Grundy A (2003) *A Review of Non-chemical Weed Management*. Ryton Organic Gardens, Coventry, UK: HDRA, the Organic Association. Pp 81
- Bowman G (1997) *Steel in the Field: A Farmer's Guide to Weed Management Tools*. Burlington, VT: Sustainable Agricultural Network. 128 p
- Brodie G (2016a) Derivation of a cropping system transfer function for weed management: Part 2. Microwave weed management. *Glob J Agric Innov Res Dev* 3:1–9
- Brodie G (2016b) Microwave weed control. Pages 88–90 in IMPI's 50th Annual Microwave Power Symposium. Orlando, Florida: IMPI
- Brodie G, Hollins E (2015) The effect of microwave treatment on ryegrass and wild radish plants and seeds. *Glob J Agric Innov Res Dev* 2:16–24
- Brodie G, Jacob M, Farrell P (2015) *Microwave and Radio-Frequency Technologies in Agriculture: An Introduction for Agriculturalists and Engineers*. Berlin: De Gruyter Open

- Brodie G, Ryan C, Lancaster C (2012a) The effect of microwave radiation on prickly paddy melon (*Cucumis myriocarpus*). *Int J Agron* 2012:1–10
- Brodie G, Ryan C, Lancaster C (2012b) Microwave technologies as part of an integrated weed management strategy: a review. *Int J Agron* 2012:1–14
- Buhler DD, Stoltenberg DE, Becker RL, Gunsolus J (1994) Perennial weed populations after 14 years of variable tillage and cropping practices. *Weed Sci* 42:205–209
- Busey P (2003) Cultural management of weeds in turfgrass. *Crop Sci* 43:1899–1911
- Butler RA, Brouder SM, Johnson WG, Gibson KD (2013) Response of four summer annual weed species to mowing frequency and height. *Weed Technol* 27:798–802
- Case Corporation (2002) PTX600 Precision Tillage. Racine, WI: Case Corporation
- Casli S, Hasanaj A, Dimo D (2017) Optimization of tribological parameters in the design of rotary tiller blades. Pages 36–40 in *Fifth International Scientific Congress Agricultural Machinery*. Varna, Bulgaria: Scientific Technical Union of Mechanical Engineering
- Cavers PB, Marguerite K (1990) Responses of proso millet (*Panicum miliaceum*) seedlings to mechanical damage and/or drought treatments. *Weed Technol* 4:425–432
- Chauhan BS, Gill G, Preston C (2006) Influence of tillage systems on vertical distribution, seedling recruitment and persistence of rigid ryegrass (*Lolium rigidum*) seed bank. *Weed Sci* 54:669–676
- Chauhan BS, Singh RG, Mahajan G (2012) Ecology and management of weeds under conservation agriculture: a review. *Crop Prot* 38:57–65
- Chen Y, Munkholm LJ, Nyord T (2013) A discrete element model for soil-sweep interaction in three different soils. *Soil Tillage Res* 126:34–41
- Christensen S, Sigaard HT, Kudsk P, Nørremark M, Lund I, Nadimi ES, Jørgensen R (2009) Site-specific weed control technologies. *Weed Res* 49:233–241
- Cloutier C, van der Weide RY, Peruzzi A, Leblanc ML (2007) Mechanical weed management. Pages 111–134 in Upadhyaya MK, Blackshaw RE, eds. *Non-chemical Weed Management: Principles, Concepts and Technology*. Wallingford, Oxfordshire: CABI
- Cutulle MA, Armel G, Brosnan JT, Kopsell DA, Hart WE, Vargas JJ, Gibson LA, Messer RE, McLemore AJ, Duncan HA (2013) Evaluation of a cryogenic sprayer using liquid nitrogen and a ballasted roller for weed control. *Journal of Testing and Evaluation* 41:1–6
- Daar S (1994) New technology harnesses hot water to kill weeds. *IPM Practitioner* 16:1–5
- Dalgaard T, Halberg N, Porter JR (2001) A model for fossil energy use in Danish agriculture used to compare organic and conventional farming. *Agric Ecosyst Environ* 87:51–65
- Davies S, Bakker D, Scanlan C, Gazey C, Hall D, Riethmuller G, Abrecht D, Newman P, Harding A, Hayes D (2013) Deep soil cultivation to create improved soil profiles for dryland crop production. Pages 410–429 in *2013 Society for Engineering in Agriculture Conference: Innovative Agricultural Technologies for a Sustainable Future*. Barton, ACT: Engineers Australia
- Davis AS, Cardina J, Forcella F, Johnson GA, Kegode G, Lindquist JL, Luschei EC, Renner KA, Sprague CL, Williams MM (2005) Environmental factors affecting seed persistence of annual weeds across the US corn belt. *Weed Sci* 53:860–868
- de Cauwer B, Bogaert S, Claerhout S, Bulcke R, Reheul D (2015) Efficacy and reduced fuel use for hot water weed control on pavements. *Weed Res* 55:195–205
- Delmade (2017) Heavy Duty Cultivator. <http://delmade.com.au/client-assets/products/brochures/w2-14.pdf>. Accessed: July 15, 2018
- D'Emden FH, Llewellyn RS, Burton MP (2008) Factors influencing adoption of conservation tillage in Australian cropping regions. *Australian Journal of Agricultural and Resource Economics* 52:169–182
- Diprose MF, Benson FA (1984) Electrical methods of killing plants. *J Agric Eng Res* 30:197–209
- Douglas A, Peltzer SC (2004) Managing herbicide resistant annual ryegrass (*Lolium rigidum* Gaud.) in no-till systems in Western Australia using occasional inversion ploughing. Pages 300–303 in *14th Australian Weeds Conference*. Wagga Wagga, Australia: Weed Society of New South Wales
- Dumanski J (2015) Evolving concepts and opportunities in soil conservation. *International Soil and Water Conservation Research* 3:1–14
- Dykes WG (1984) Principles and practices of electrical weed control (80–10007). Page 6 in *Transactions of ASAE Summer Meeting*. San Antonio, CA: American Society of Agricultural Engineers
- Egley GH (1983) Weed seed and seedling reductions by soil solarization by transparent polyethylene sheets. *Weed Sci* 31:404–409
- Einböck GmbH CoKG (2017) Aerostar, Aerostar-Exact, Aerostar-Rotation. Dorf an der Pram, Austria: Einböck GmbH CoKG.
- Evans G, Bellinder R, Hahn R (2012) An evaluation of two novel cultivation tools. *Weed Technol* 26:316–325
- Fergedal S (1993) Weed Control by Freezing with Liquid Nitrogen and Carbon Dioxide Snow; A Comparison between Flaming and Freezing. Dijon, France: Tholey-Theley. Pp 163–166
- Fernández-Quintanilla C, Peaña JM, Andojar D, Dorado J, Ribeiro A, López-Granados F (2018) Is the current state of the art of weed monitoring suitable for site-specific weed management in arable crops? *Weed Res* 58:259–272
- Fogelberg F, Blom A (2002) Water-Jet Cutting for Weed Control. Page 237 in *5th EWRS Workshop on Physical Weed Control*. Pisa, Italy: European Weed Research Society
- Forcella F (2009) Potential of air-propelled abrasives for selective weed control. *Weed Technol* 23:317–320
- Forcella F (2012) Air-propelled abrasive grit for postemergence in-row weed control in field corn. *Weed Technol* 26:161–164
- Franco C, Pedersen SM, Papaharalamos H, Ørum JE (2017) The value of precision for image-based decision support in weed management. *Precis Agric* 18:366–382
- Gates DM, Keegan HJ, Schleiter JC, Weidner VR (1965) Spectral properties of plants. *Appl Opt* 4:11–20
- Gawron JH, Keoleian GA, De Kleine RD, Wallington TJ, Kim HC (2018) Life cycle assessment of connected and automated vehicles: sensing and computing subsystem and vehicle level effects. *Environ Sci Technol* 52:3249–3256
- Gibson K, McMillan J, Hallett S, Jordan T, Weller S (2011) Effect of a living mulch on weed seed banks in tomato. *Weed Technol* 25:245–251
- Godwin RJ (2007) A review of the effect of implement geometry on soil failure and implement forces. *Soil Tillage Res* 97:331–340
- Gramshaw D, Stern W (1977) Survival of annual ryegrass (*Lolium rigidum* Gaud.) seed in a Mediterranean type environment. II Effects of short-term burial on persistence of viable seed. *Aust J Agric Res* 28:93–101
- Green MB (1987) Energy in pesticide manufacture, distribution and use. Pages 165–177 in Stout BA, Mudahar MS, eds. *Energy in Plant Nutrition and Pest Control*. Amsterdam: Elsevier
- Hansson D, Ascard J (2002) Influence of developmental stage and time of assessment on hot water weed control. *Weed Res* 42:307–316
- Hansson D, Mattsson JE (2003) Effect of air temperature, rain and drought on hot water weed control. *Weed Res* 43:245–251
- Harrigan TM, Rotz CA (1995) Draft relationships for tillage and seeding equipment. *Appl Eng Agric* 11:773–783
- Hasanbeigi A, Price L, Aden N, Zhang C, Li X, Shangguan F (2011) A Comparison of Iron and Steel Production Energy Use and Energy Intensity in China and the U.S. Berkeley, CA: Lawrence Berkeley National Laboratory Rep. LBNL-4836E
- Heap IM (2019) The International Survey of Herbicide Resistant Weeds. <http://www.weeds-science.com>. Accessed: March 20, 2019
- Heisel T, Schou J, Andreasen C, Christensen S (2002) Using laser to measure stem thickness and cut weed stems. *Weed Res* 42:242–248
- Heisel T, Schou J, Christensen S, Andreasen C (2001) Cutting weeds with a CO₂ laser. *Weed Res* 41:19–29
- Helsel ZR (1992) Energy and alternatives for fertilizer and pesticide use. Pages 177–201 in Fluck RC, ed. *Energy in Farm Production*. Amsterdam: Elsevier
- Helsel ZR (2006) Energy in pesticide production and use. Pages 157–160 in Pimentel D, ed. *Encyclopedia of Pest Management*. Boca Raton, FL: Taylor & Francis
- Helsel ZR (2016) Energy Use and Efficiency in Pest Control, Including Pesticide Production, Use and Management Options. <https://articles.extension.org/pages/62513/energy-use-and-efficiency-in-pest-control-including-pesticide-production-use-and-management-options>. Accessed: December 7, 2018

- Hendrick G, R Gill W (1978) Rotary Tiller Design Parameters. *Trans ASAE* 21:658–0660
- Hirasawa K, Kataoka T, Kubo T (2013) Relationship between Required Power and PTO Speed in Rotary Tiller. Sakai, Japan: IFAC. Pp 141–146
- Hobbs PR, Sayre K, Gupta R (2008) The role of conservation agriculture in sustainable agriculture. *Philos Trans R Soc Lond B Biol Sci* 363:543–555
- Horvat Z, Filipovic D, Kosutic S, Emert R (2008) Reduction of mouldboard plough share wear by a combination technique of hardfacing. *Tribology International* 41:778–782
- Hummert International (2013) Model 85 Mulch Layer. <https://www.hummert.com/product-details/6453/model-90-mulch-layer>. Accessed: February 6, 2017
- Inlon (2018) CR Series Rotary Hoe. http://www.falc.com.au/Falc/CR.php?brand=Falc&title=CR_Series_Rotary_Hoe. Accessed: February 13, 2017
- Ishida Y, Okamoto A, Kaizu Y (2005) A study on physical weeding using a water jet. *Journal of the Japanese Society of Agricultural Machinery* 67:93–99
- James GW, Reid DG, Tindall DW, inventors (2009) Method for weed control with hot foam. EP1450603B1
- Jedair Compressors (n.d.) Air Compressors. <http://www.jedair.com.au/air-compressors>. Accessed: January 20, 2017
- Jiangsu Hoofar Industrial Company (n.d.) Air Compressor PCP High Pressure Pump—CAMO 30 MPa. <http://jshoofar.com/17-.html>. Accessed: January 20, 2017
- Johnson DW, Krall JM, Delaney RH, Pochop LO (1989) Response of monocot and dicot weed species to Fresnel lens concentrated solar radiation. *Weed Sci* 37:797–801
- Johnson DW, Krall JM, Delaney RH, Thiel DS (1990) Response of seed of 10 weed species to Fresnel-lens-concentrated solar radiation. *Weed Technol* 4:109–114
- Kaierle S, Marx C, Rath T, Hustedt M, Leyson D, Lancaster C, Woodworth J (2013) Find and irradiate—lasers used for weed control. *Laser Technik Journal* 10:44–47
- Kaminski J, Sypula M, Chlebowski J, Nowakowski T (2018) Research in rake tines wear. Pages 64–71 in Malinovsky, OsadcuksV, eds. 18th International Scientific Conference Engineering for Rural Development. Jelgava, Latvia: Latvia University of Life Sciences and Technologies
- Kassam A, Friedrich T, Derpsch R, Lahmar R, Mrabet R, Basch G, Gonz/Elez-S/Enchez EJ, Serraj R (2012) Conservation agriculture in the dry Mediterranean climate. *Field Crops Res* 132:7–17
- Kempenaar C, Spijker H (2004) Weed control on hard surfaces in The Netherlands. *Pest Manag Sci* 60:595–599
- Kerpauskas P, Sirvydas AP, Lazauskas P, Vasinauskiene R, Tamosiunas A (2006) Possibilities of weed control by water steams. *Agron Res* 4:221–225
- Kim J, Ki H (2012) 355, 532, and 1064 nm picosecond laser interaction with grass tissues. *J Appl Phys* 112:114908
- Knezevic SZ, Stepanovic S, Datta A (2014) Growth stage affects response of selected weed species to flaming. *Weed Technol* 28:233–242
- Knezevic SZ, Ulloa SM (2007) Potential new tool for weed control in organically grown agronomic crops. *J Agric Sci* 52:95–104
- Kolberg RL, Wiles LJ (2002) Effect of steam application on cropland weeds. *Weed Technol* 16:43–49
- Komilis D, Ham R (2004) Life-cycle inventory of municipal solid waste and yard waste windrow composting in the United States. *J Environ Eng* 30:1390–1400
- Kosterna E (2014) The effect of different types of straw mulches on weed-control in vegetables cultivation. *J Ecol Eng* 15:109–117
- Kristoffersen P, Rask AM, Larsen SU (2008) Non-chemical weed control on traffic islands: a comparison of the efficacy of five weed control techniques. *Weed Res* 48:124–1230
- KULT (2018) Flame Weeder Mounted. <http://www.agriexpo.online/prod/kult-kress-umweltschonende-landtechnik-gmbh/product-169443-7389.html>. Accessed: June 1, 2018
- Kurstjens D (2007) Precise tillage systems for enhanced non-chemical weed management. *Soil Tillage Res* 97:293–305
- Kurstjens DAG, Bleeker PO (2000) Optimising torsion weeders and finger weeders. Pages 30–32 in 4th EWRS Workshop on Physical Weed Control. Eslpeet, Netherlands: European Weed Research Society
- Kurstjens DAG, Kropff MJ (2001) The impact of uprooting and soil-covering on the effectiveness of weed harrowing. *Weed Res* 41:211–228
- Kurstjens DAG, Kropff MJ, Perdok UD (2004) Method for predicting selective uprooting by mechanical weeders from plant anchorage forces. *Weed Sci* 52:123–132
- Lament WJ (1993) Plastic mulches for the production of vegetable crops. *HortTechnology* 3:35–39
- Langner HR, Ehlert D, Heisig M, Bornim P, Kirste A (2006) The thermal effect of laser radiation on plants. *Landtechnik* 61:252–253
- Langsenkamp F, Sellmann F, Kohlbrecher M, Kielhorn A, Strothmann W, Michaels A, Trautz D (2014) Tube stamp for mechanical intra-row individual plant weed control. Pages 16–29 in *Proceedings of 18th World Congress of CIGR*. Beijing, China: CIGR
- Lincoln University (2008) Financial Budget Manual. Lincoln, NZ: Department of Farm Management and Rural Valuation
- Liu S, Tang J, Zhang Z, Gaudiot J-L (2017) CAAD: Computer architecture for autonomous driving. *Computer* 50:18–25
- Llewellyn R, Ronning D, Clarke M, Mayfield A, Walker S, Ouzman J (2016) Impact of Weeds in Australian Grain Production: The Cost of Weeds to Australian Grain Growers and the Adoption of Weed Management and Tillage Practices. Canberra, Australia: CSIRO
- Llewellyn RS, D'Emden FH, Kuehn G (2012) Extensive use of no-tillage in grain growing regions of Australia. *Field Crops Res* 132:204–212
- Lund I, Slgaard H, Graglia E (2006) Micro-spraying with One Drop per Weed Plant. Tjele, Denmark: Danish Institute of Agricultural Sciences. Pp 451–452
- Marx C, Barcikowski S, Hustedt S, Haferkamp H, Rath T (2012) Design and application of a weed damage model for laser-based weed control. *Biosyst Eng* 113:148–157
- Massey Ferguson (2016) MF Mouldboard Plough. Duluth, GA: AGCO Limited
- Mathiassen S, Lund I, Kudsk P (2016). Pages 131–137 in *Proceedings of the 10th International Symposium on Adjuvants for Agrochemicals*. Wageningen, Netherlands: ISAA Society
- Mathiassen SK, Bak T, Christensen S, Kudsk P (2006) The effect of laser treatment as a weed control method. *Biosyst Eng* 95:497–505
- McAllister M (1983) Reduction in the rolling resistance of tyres for trailed agricultural machinery. *J Agric Eng Res* 28:127–137
- McLaughlin N, Drury C, Reynolds W, Yang X, Li Y, Welacky T, Stewart G (2008) Energy inputs for conservation and conventional primary tillage implements in a clay loam soil. *Trans ASABE* 51:1153–1163
- Mitchell JP, Shrestha A, Mathesius K, Scow KM, Southard RJ, Haney RL, Schmidt R, Munk DS, Horwath WR (2017) Cover cropping and no-tillage improve soil health in an arid irrigated cropping system in California's San Joaquin Valley, USA. *Soil Tillage Res* 165:325–335
- Mizuno A, Nagura A, Miyamoto T, Chakrabarti A, Sato T, Kimura K, Kobayashi M (1993) A portable weed control device using high frequency AC voltage. Pages 2000–2003 in McGill C, Rowarth J, eds. *IEEE Industry Applications Conference: 28th IAS Annual Meeting*. Ontario, Canada: IEEE
- Mizuno A, Tenma T, Yamano N (1990) Destruction of weeds by pulsed high voltage discharges. Pages 720–727 in *IEEE Industry Applications Society Annual Meeting*. Seattle, WA: IEEE
- Moitzi G, Haas M, Wagentristl H, Boxberger J, Gronauer A (2013) Energy consumption in cultivating and ploughing with traction improvement system and consideration of the rear furrow wheel-load in ploughing. *Soil Tillage Res* 134:56–60
- MP Iron Industries (2018) Duck Foot Cultivator. <http://www.mpiro.co.in/product-plough.html>. Accessed: February 14, 2017
- Norsworthy JK, Ward SM, Shaw DR, Llewellyn RS, Nichols RL, Webster TM, Bradley KW, Frisvold G, Powles SB, Burgos NR (2012) Reducing the risks of herbicide resistance: best management practices and recommendations. *Weed Sci* 60(SP1):31–62
- Nyoi TW, Liburd OE (2014) Reusing plastic mulch for a second strawberry crop: effects on arthropod pests, weeds, diseases and strawberry yields. *Fla Entomol* 97:928–936
- Oerke EC (2006) Crop losses to pests. *J Agric Sci* 144:31–43
- Ortiz-Canavate J, Hernandez JL (1999) Energy for biological systems. Pages 13–24 in Kitani OJ, Thomas, Peart R, Ramdani A, eds. *CIGR Handbook of Agricultural Engineering*. St Joseph, MI: American Society of Agricultural Engineers

- Ozores-Hampton M, Obreza TA, Stoffella PJ (2001) Mulching with composted MSW for biological control of weeds in vegetable crops. *Compost Sci Util* 9:352–361
- Parish S (1989) Weed control—testing the effects of infrared radiation. *Agric Eng* 44:53–55
- Parish S (1990) A review of non-chemical weed control techniques. *Biol Agric Hort* 7:117–137
- Paul BK, Vanlauwe B, Ayuke F, Gassner A, Hoogmoed M, Hurisso TT, Koala S, Lelei D, Ndabamenye T, Six J, Pulleman MM (2013) Medium-term impact of tillage and residue management on soil aggregate stability, soil carbon and crop productivity. *Agric Ecosyst Environ* 164:14–22
- Perdok UD, Kouwenhoven JK (1994) Soil-tool interactions and field performance of implements. *Soil Tillage Res* 30:283–326
- Petersen J, Belz R, Walker F, Hurle K (2001) Weed suppression by release of isothiocyanates from turnip-rape mulch. *Agron J* 93:37–43
- Radosevich SR, Holt JS, Ghersa CM (2007) *Ecology of Weeds and Invasive Plants: Relationship to Agriculture and Natural Resource Management*. 3rd ed. Hoboken, NJ: Wiley
- Rask AM, Kristoffersen P (2007) A review of non-chemical weed control on hard surfaces. *Weed Res* 47:370–380
- Rasmussen J (1992) Testing harrows for mechanical control of annual weeds in agricultural crops. *Weed Res* 32:267–274
- Rasmussen J (2003) Punch planting, flame weeding and stale seedbed for weed control in row crops. *Weed Res* 43:393–403
- Rifai MN, Astatkie T, Lacko-Bartosova M, Gadus J (2002) Effect of two different thermal units and three types of mulch on weeds in apple orchards. *J Environ Eng Sci* 1:331–338
- Rifai MN, Miller J, Gadus J, Otepka P, Košik L (2003) Comparison of infrared, flame and steam units for their use in plant protection. *Res Agric Eng* 49:65–73
- Roper M, Davies S, Blackwell P, Hall D, Bakker D, Jongepier R, Ward P (2015) Management options for water-repellent soils in Australian dryland agriculture. *Soil Res* 53:786–806
- Rostselmash (2017) Tillage Equipment. https://en.rostselmash.com/uploads/product_media/546b3b627094dRSM_Versatile_Tillage.pdf. Accessed: February 13, 2017
- Rotz CA (1992) Rotary power requirements for harvesting and handling equipment. *Appl Eng Agric* 8:751–757
- Saber MN, Lee WS, Burks TF, MacDonald GE, Salvador GA (2013) An automated mechanical weed control system for organic row crop production. Pages 1–7 in *ASABE Annual International Meeting*. Kansas City, MO: ASABE
- Safa M, Samarasinghe S, Mohssen M (2010) Determination of fuel consumption and indirect factors affecting it in wheat production in Canterbury, New Zealand. *Energy* 35:5400–5405
- Sartorato I, Zanin G, Baldoin C, De Zanche C (2005) Observations on the potential of microwaves for weed control. *Weed Res* 46:1–9
- Schou J, Heisel T, Nordskov A, Christensen S, Jensen PS, Thestrup B, Toftmann B (2002) Quantitative laser cutting of plants. Pages 734–742 in *Proceedings of the International Symposium on High-Power Laser Ablation*. Taos, NM: SPIE
- Sellmann F, Bangert W, Grzonka S, Hänsel M, Haug S, Kielhorn A, Michaels A, Möller K, Rahe F, Strothmann W, Trautz D, Ruckelshausen A (2014) Remote Farming 1: Human-Machine Interaction for a Field-Robot-based Weed Control Application in Organic Farming. Pages 36–42 in *Proceedings of the 4th International Conference on Machine Control and Guidance*. Braunschweig, Germany: MCG
- Sivesind EC, Leblanc ML, Cloutier DC, Seguin P, Stewart KA (2009) Weed response to flame weeding at different developmental stages. *Weed Technol* 23:438–443
- Smith AN, Reberg-Horton SC, Place GT, Meijer AD, Arellano C, Paul J (2011) Rolled rye mulch for weed suppression in organic no-tillage soybeans. *Weed Sci* 59:224–231
- Stepanovic S (2013) Positioning an Innovative Flame-weeding Technology into Crop Production. Master's of Science dissertation. Lincoln: University of Nebraska–Lincoln. 154 p
- Tajima T, Song HJ, Yaita M, Ajito K, Kukutsu N (2013) 300-GHz LTCC horn antennas based on antenna-in-package technology. Pages 231–234 in *Proceedings of the 43rd European Microwave Conference*. Nuremberg, Germany: EuMA
- Talex (2012) Disc Mower OPTI CUT 210. <http://en.talex-sj.com/products/disc-mowers/disc-mower-dl-210.html>. Accessed: February 13, 2017
- Teasdale RJ, Mohler CL (2000) The quantitative relationship between weed emergence and the physical properties of mulches. *Weed Sci* 48:385–392
- Terpstra R, Kouwenhoven JK (1981) Inter-row and intra-row weed control with a hoe-ridger. *J Agric Eng Res* 26:127–134
- Tewari VK, Datta RK, Murthy ASR (1993) Field performance of weeding blades of a manually operated push-pull weeder. *J Agric Eng Res* 55:129–141
- Tortech Transformers (2018) Neon Transformer for Lighting Applications. <http://www.tortech.com.au/category/neon-lighting-transformers>. Accessed: January 20, 2018
- Toukura Y, Devee E, Hongo A (2006) Uprooting and shearing resistances in the seedlings of four weedy species. *Weed Biol Manag* 6:35–43
- Tuck CR, O'Dogherty MJ, Baker DE, Gale GE (1991) Field experiments to study the performance of toothed disc mowing mechanisms. *J Agric Eng Res* 50:93–106
- Ulloa SM, Datta A, Knezevic SZ (2010) Tolerance of selected weed species to broadcast flaming at different growth stages. *Crop Prot* 29:1381–1388
- Unverferth Manufacturing (2017) Rolling Harrow 225. <https://www.umequip.com/tillage/seedbed/rolling-harrow/225>. Accessed: February 13, 2017
- Vester J (1985) New experience with flame cultivation for weed control. Pages 10–20 in *Proceedings of the International Meeting for Flame Cultivation for Weed Control*. Namur, Belgium: CRABE Opprebais
- Vigneault C, Benoit DL, McLaughlin NB (1990) Energy aspects of weed electrocution. *Reviews of Weed Sci* 5:15–26
- Vlachopoulos J (2009) An Assessment of Energy Savings Derived from Mechanical Recycling of Polyethylene versus New Feedstock. Hamilton, ON, Canada: The World Bank. 22 p
- Walsh MJ, Powles SB (2014) High seed retention at maturity of annual weeds infesting crop fields highlights the potential for harvest weed seed control. *Weed Technol* 28:486–493
- Wayland J, Merkle M, Davis F, Menges RM, Robinson R (1975) Control of weeds with UHF electromagnetic fields. *Weed Res* 15:1–5
- Weedtechnics (2016) SW900 Product Specifications. <http://www.weedtechnics.com/wp-content/uploads/2016/06/SW900-Product-Specifications.pdf>. Accessed: February 13, 2017
- Wells D (2001) Total Energy Indicators of Agricultural Sustainability: Dairy Farming Case Study. Wellington, NZ: Ministry of Agriculture and Forestry
- Wiles LJ (2009) Beyond patch spraying: site-specific weed management with several herbicides. *Precis Agric* 10:277–290
- Wöltjen C, Haferkamp H, Rath T, Herzog D (2008) Plant growth depression by selective irradiation of the meristem with CO₂ and diode lasers. *Biosyst Eng* 101:316–324
- Yang C, Prasher SO, Landry J, Ramaswamy H (2003) Development of an image processing system and a fuzzy algorithm for site-specific herbicide applications. *Precis Agric* 4:5–18
- Yenish JP, Doll JD, Buhler DD (1992) Effects of tillage on vertical distribution and viability of weed seed in soil. *Weed Sci* 40:429–433
- Yordanova M, Gerasimova N (2016) Effect of mulching on weed infestation and yield of beetroot (*Beta vulgaris* ssp. *rapaceae* *atrorubra* Krass). *Organic Agriculture* 6:133–138
- Zimdahl RL (2013) *Fundamentals of Weed Science*. 4th ed. Amsterdam, Netherlands: Academic Press. P 648

Corrigendum

Cite this article: Coleman GRY, Stead A, Rigger MP, Xu Z, Johnson D, Brooker GM, Sukkarieh S, Walsh MJ (2020) Using energy requirements to compare the suitability of alternative methods for broadcast and site-specific weed control – CORRIGENDUM. *Weed Technol.* **34**: 153–154. doi: [10.1017/wet.2019.131](https://doi.org/10.1017/wet.2019.131)

First published online: 13 January 2020

Using energy requirements to compare the suitability of alternative methods for broadcast and site-specific weed control – CORRIGENDUM

Guy R. Y. Coleman, Amanda Stead, Marc P. Rigger, Zhe Xu, David Johnson, Graham M. Brooker, Salah Sukkarieh and Michael J. Walsh

doi: [10.1017/wet.2019.32](https://doi.org/10.1017/wet.2019.32). First published 29 May 2019.

In the original publication of Coleman (2019), the reported tillage parameters and implement definition for the rotary hoe were based on a power take off (PTO)-driven cultivator; however, the presented energy consumption calculations were for the ground-driven implement. The name rotary hoe is used for two significantly different implements: i) a PTO-driven cultivator commonly used in the UK and Australia for aggressive soil disturbance with slow work rates, and ii) a ground-driven implement used for shallow cultivation in the US with high work rates.

The direct energy estimate of 8 to 10 MJ ha⁻¹ was calculated using parameters provided for the US definition of the rotary hoe in Bowman (1997) and ASAE (2000), with a cultivation depth of 2 to 5 cm and a forward speed of 14 to 16 km h⁻¹. The draft force figure provided in ASAE (2000) of 600 N m⁻¹ relied on for energy estimates is correct; however, an additional PTO energy consumption of 2 to 4 MJ ha⁻¹ was incorrectly included. The implement does not require any external rotational power, so the inclusion of this energy is incorrect. The correct direct energy consumption per hectare is 6 MJ ha⁻¹. The indirect energy associated with rotary hoe tiller surface wear rates of 15 to 158 g ha⁻¹ was based on a PTO-driven implement (Casli et al. 2017). This value has been updated to match other ground-driven implements with wear rates of 30 to 96 g ha⁻¹ (0.6 to 1.9 MJ ha⁻¹). Energy associated with the transport of the implement (3.5 MJ ha⁻¹) remains unchanged with similar reported equipment masses. The updated total estimated energy consumption range of 10 to 11 MJ ha⁻¹ has been included in Figure 3, whereby the rotary hoe now sits below the sweep cultivator, based on average energy consumption. The rotary hoe entry from Table 3 has been revised to reflect the corrected direct and indirect energy consumption estimates.

The correct definition of the rotary hoe to match the energy estimation assumptions is a ground-driven implement, featuring curved steel fingers that uproot weeds by rapidly lifting the top 2 to 5 cm of soil. The curved steel fingers are mounted on a flexible, spring arm enabling

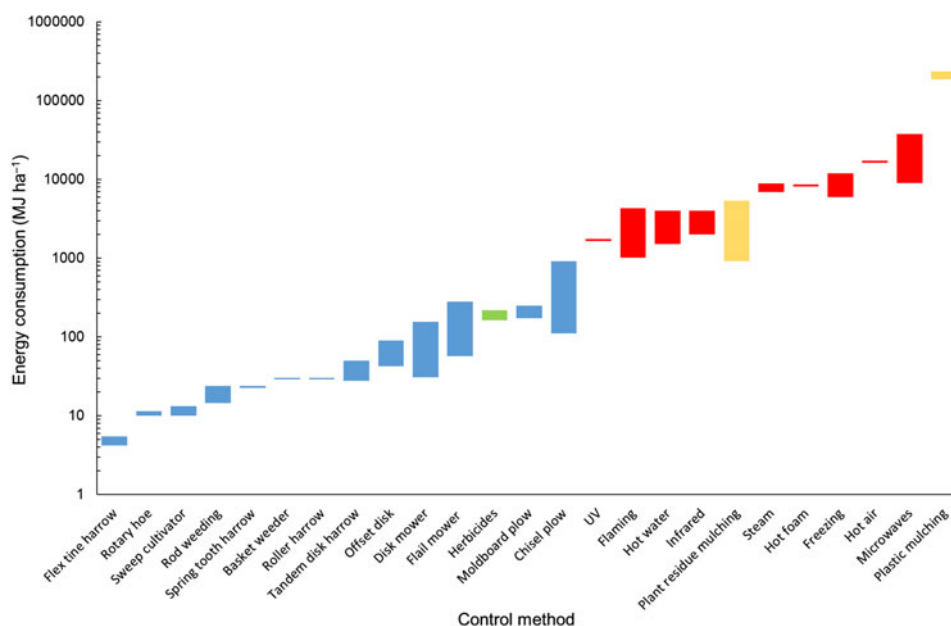


Figure 3. Total energy requirement estimates for mechanical (blue), herbicidal (green), mulch (yellow), and thermal (red) broadcast weed control methods when used to target 2-leaf-stage seedlings at a density of 5 plants m⁻². Bar length represents the range of energy consumption values estimated.

© Weed Science Society of America, 2020. This is an Open Access article, distributed under the terms of the Creative Commons Attribution licence (<http://creativecommons.org/licenses/by/4.0/>), which permits unrestricted re-use, distribution, and reproduction in any medium, provided the original work is properly cited.



Table 3. Corrected summary of direct and indirect energy consumption for the ground-driven rotary hoe. References provided cover efficacy of control option and/or estimations for energy consumed including variables used in draft force and energy for transport calculations.

Method	Direct energy input	Energy source	Consumable	Estimated equipment mass	Indirect energy input	Reference
	MJ ha ⁻¹		ha ⁻¹	kg m ⁻¹ width	MJ ha ⁻¹	
Rotary hoe	6	Draft	30–96 g steel	300a	4.1–5.4	(ASAE 2000; Bond et al. 2003; Bowman 1997)

^aHatzenbichler Rotary Hoe (Hatzenbichler 2019)

fast movement over large fields, with the ground-driven wheels typically measuring 45 to 53 cm in diameter.

The authors apologize for this error.

References

- American Society for Agricultural Engineers [ASAE] (2000) Agricultural Machinery Management Data. St Joseph, MI: ASAE Standards
- Bond W, Turner R, Grundy A (2003) A Review of Non-chemical Weed Management. Ryton Organic Gardens. Coventry, UK: HDRA, the Organic Association. 81 p
- Bowman G (1997) Steel in the Field: A Farmer's Guide to Weed Management Tools. Burlington, VT: Sustainable Agricultural Network. 128 p
- Casli S, Hasanaj A, Dimo D (2017) Optimization of tribological parameters in the design of rotary tiller blades. Pages 36–40 in Fifth International Scientific Congress on Agricultural Machinery. Varna, Bulgaria: Scientific Technical Union of Mechanical Engineering
- Coleman GRY, Stead A, Bigter MP, Xu Z, Johnson D, Broker GM, Sukkarieh S, Walsh MJ (2019) Using energy requirements to compare the suitability of alternative methods for broadcast and site-specific weed control. Weed Tech 33: 663–650
- Hatzenbichler (2019) 3-point Rotary Hoe. <https://www.hatzenbichler.com/en/rotary-hoe>. Accessed: December 12, 2019