



How will Snow Retention and Shading from Arctic Shrub Expansion Affect Caribou Food Resources?

Authors: Lemay, Evelyne, Côté, Steeve D., and Tremblay, Jean-Pierre

Source: Ecoscience, 28(3-4) : 313-325

Published By: Centre d'études nordiques, Université Laval

URL: <https://doi.org/10.1080/11956860.2021.1917859>

BioOne Complete (complete.BioOne.org) is a full-text database of 200 subscribed and open-access titles in the biological, ecological, and environmental sciences published by nonprofit societies, associations, museums, institutions, and presses.

Your use of this PDF, the BioOne Complete website, and all posted and associated content indicates your acceptance of BioOne's Terms of Use, available at www.bioone.org/terms-of-use.

Usage of BioOne Complete content is strictly limited to personal, educational, and non - commercial use. Commercial inquiries or rights and permissions requests should be directed to the individual publisher as copyright holder.

BioOne sees sustainable scholarly publishing as an inherently collaborative enterprise connecting authors, nonprofit publishers, academic institutions, research libraries, and research funders in the common goal of maximizing access to critical research.

How will snow retention and shading from Arctic shrub expansion affect caribou food resources?

Evelyne Lemay^a, Steeve D. Côté^a and Jean-Pierre Tremblay^{a,b}

^aDépartement de Biologie, Centre d'études Nordiques and Caribou Ungava, Université Laval, Québec, QC, Canada; ^bCentre d'étude de la forêt, Université Laval, Québec, QC, Canada

ABSTRACT

Increased snow cover and attenuation of light due to shrub expansion can lead to changes in the quantity and nutritional quality of food resources for migratory caribou (*Rangifer tarandus*). To determine how vegetation is affected by snow accumulation and shade, we conducted an experiment that simulated the light and snow conditions created by increased shrub cover at Deception Bay (Nunavik, Canada), within the summer range of the Rivière-aux-Feuilles caribou herd. We estimated the foliar biomass of two major components of the caribou diet (*Betula glandulosa* and *Carex* spp.). We also harvested foliar tissue to conduct chemical composition analyses (nitrogen, fibre, total phenolics). Experimental light attenuation was found to increase the nitrogen concentrations in *B. glandulosa* and *Carex* spp. throughout the growing season. Phenolic concentration in *B. glandulosa* decreased in early summer but was otherwise consistent in response to light attenuation and increased snow cover. Increased snow cover combined with ambient light had a positive effect on the foliar biomass of *B. glandulosa*. Increased snow cover and shade caused by shrub densification may therefore increase forage quantity and quality for caribou. We suggest investigating the effects of shrub expansion on other components of the caribou diet, such as lichens and forbs.

RÉSUMÉ

La rétention de la neige au sol ainsi que l'atténuation de lumière causées par la densification du couvert arbustif peuvent entraîner des changements dans la quantité et la qualité des ressources alimentaires du caribou migrateur (*Rangifer tarandus*). Afin de déterminer comment l'augmentation du couvert de neige et l'atténuation de la lumière affectent l'abondance et la qualité de la végétation, nous avons installé un dispositif expérimental simulant les conditions induites par la densification des arbustes dans la région de Baie Déception, Nunavik, qui se situe à l'intérieur de l'aire d'estivage du troupeau de caribous Rivière-aux-Feuilles. Nous avons estimé la biomasse foliaire de deux composantes majeures du régime alimentaire du caribou migrateur (*Betula glandulosa* et *Carex* spp.) en utilisant la méthode du point d'interception et nous avons récolté des échantillons de leurs tissus foliaires afin de réaliser des analyses de leur composition chimique (azote, fibres et phénols totaux). Le traitement d'ombrage a augmenté significativement la concentration d'azote dans les feuilles de *Carex* spp. et de *B. glandulosa* tout au long de la saison de croissance. Le traitement d'ombrage et celui d'augmentation du couvert de neige ont diminué la concentration en phénols totaux de *B. glandulosa* en début de saison seulement. La combinaison d'un couvert de neige plus profond et de la pleine lumière a augmenté la quantité de biomasse foliaire produite par *B. glandulosa*. L'augmentation du couvert de neige et l'atténuation de lumière causées par la densification du couvert arbustif pourraient donc augmenter la qualité et la quantité de ressources alimentaires pour le caribou. Toutefois, puisque la densification des arbustes risque d'avoir des impacts nutritionnels sur d'autres groupes d'espèces végétales, nous suggérons d'élargir la recherche à d'autres composantes du régime alimentaire du caribou migrateur, telles que les lichens et les herbacées.

ARTICLE HISTORY

Received 18 November 2020
Accepted 4 April 2021

KEYWORDS

Shrub expansion; snow accumulation; light attenuation; *Rangifer*; forage quality; forage quantity



Mots clés

Arbustation; augmentation du couvert de neige; atténuation de lumière; *Rangifer*; qualité nutritive; quantité de ressources alimentaires

Introduction

Over the past several decades, arctic regions have been transformed by climate change. Warmer air temperatures have led to higher plant productivity in tundra ecosystems, mainly reflected by the densification of shrub layers (Hallinger et al. 2010; Fraser et al. 2014;

Weijers et al. 2018). This phenomenon, known as shrubification, can impact the ecosystem in several ways. Shrubs can influence various abiotic factors, including the light intensity that the vegetation underneath the shrub cover receives, as well as the accumulation and

CONTACT Jean-Pierre Tremblay  e.lemay12@hotmail.com  Département de Biologie, Centre d'études Nordiques and Caribou Ungava, Université Laval, Québec, QC, Canada; Centre d'étude de la forêt, Université Laval, Québec, QC, Canada

© 2021 The Author(s). Published by Informa UK Limited, trading as Taylor & Francis Group.

This is an Open Access article distributed under the terms of the Creative Commons Attribution-NonCommercial-NoDerivatives License (<http://creativecommons.org/licenses/by-nc-nd/4.0/>), which permits non-commercial re-use, distribution, and reproduction in any medium, provided the original work is properly cited, and is not altered, transformed, or built upon in any way.

distribution of snow cover (Sturm et al. 2001; McKinney and Goodell 2010; Myers-Smith et al. 2011). Indirectly, shrubification can affect soil moisture, soil temperature, and the freeze-thaw cycles of the top-soil layer (Pomeroy et al. 2006; Blok et al. 2010; Marsh et al. 2010). Although the biophysical effects of the growing presence of shrubs in herbaceous tundra are relatively well known (Lawrence and Swenson 2011; Myers-Smith and Hik 2013; Domine et al. 2016), there is little information on the nutritional impact that these changes have on herbivores.

The body condition and reproductive success of herbivores are known to be largely influenced by the quantity and quality of their forage (Sinclair et al. 1982; Parker et al. 2005; Herfindal et al. 2006). Forage quality is often determined based on nitrogen content because nitrogen is one of the most essential nutrients for herbivores (Albon and Langvatn 1992; Cook et al. 1996; Barboza et al. 2018). Nitrogen is required for many vital functions, such as growth, reproduction and lactation (White 1993; Parker et al. 2005). Some forage constituents, such as phenolics and fibre, however, can limit the amount of nitrogen that is available to herbivores due to properties that decrease forage digestibility (Allen 1996; Palo and Robbins 1991; McSweeney et al. 2001). Therefore, high nutritional forage quality is associated with high levels of nitrogen and low levels of phenolics and fibres (Allen 1996; Bryant et al. 1983; Hjältén J and Palo T 1992; Danell et al. 1994). In addition to the nutritional quality of forage, plant biomass is another key driver of herbivore success, as it partly regulates the foraging behaviour of herbivores and therefore their body condition (Canon et al. 1987; Langvatn et al. 1996).

Changes in vegetation related to shrubification are likely to alter the food supply and foraging behaviour of arctic herbivores, such as the migratory caribou (*Rangifer tarandus*; Turunen et al. 2009). The denser vertical structure of vegetation retains more snow, which increases snow cover depth (Sturm et al. 2001, 2005), the temperature of the soil active layer (Sturm et al. 2005; Paradis et al. 2016), and consequently, soil microbial activity (Nobrega and Grogan 2007; Buckeridge and Grogan 2008). Increased microbial activity due to snow isolation results in greater nitrogen immobilization in the fall (Brooks et al. 2011) and greater nitrogen flow in the spring (Weintraub and Schimel 2003, 2005; Schimel et al. 2004), thus increasing the nitrogen concentration in plant leaves (Torp et al. 2010b; Semenchuk et al. 2015). The concentration of phenolics in forage also increases with deeper snow cover through the insulating effect of snow and the related fertilisation effects (Torp et al. 2010a), resulting in a detrimental and antinutritional effect for herbivores. However, the response of these

plants can also be influenced by other factors, such as plant phenology and habitat type (Torp et al. 2010a). Finally, deeper snow cover can increase foliar biomass in several plant species (Addis and Bret-Harte 2019).

In addition to altering snow distribution, shrubs intercept solar radiation and reduce the light received by the vegetation underneath during the growing season, thus affecting soil parameters and plant metabolism. Since UV-B radiation is known to enhance the production of total phenolics (Turunen et al. 2009), light attenuation, and therefore UV-B attenuation, should decrease total phenolic concentrations in plants. Indeed, shading generally decreases phenolic content and increases nitrogen concentrations (Graglia et al. 2001), especially in woody plants (Hansen et al. 2006), thus increasing forage quality for herbivores. Plants under a natural or artificial canopy also appear to produce less fibre than plants under full sunlight (Belsky 1992; Kephart and Buxton 1993). On the other hand, shrub cover is associated with decreased soil temperatures (Myers-Smith and Hik 2013), which can increase water viscosity and decrease root conductivity (Murai-Hatano et al. 2008). This can in turn lead to a slower flow of nutrients through plant roots and a negative impact on the nutritional quality of plant leaves. In contrast to the positive effect of snow on plant biomass, the light attenuation created by shrubs can decrease the amount of biomass produced by understory plants (Lenart et al. 2002; Pajunen et al. 2011).

The nutritional quality and quantity of vegetation are also known to be associated with vegetation phenology (Johnson et al. 2018). For instance, plant nitrogen levels are at their highest early in the growing season and decrease as the season progresses (Doiron et al. 2014; Semenchuk et al. 2015; Barboza et al. 2018). A different pattern occurs with foliar biomass, which increases rapidly early in the season and remains relatively stable until the beginning of senescence (Manseau and Gauthier 1993; Doiron et al. 2014). Given the potential interactive effects of shading, increased snow depth, and plant phenology over time, it is difficult to predict vegetation response to shrubification and the subsequent consequences for caribou.

Previous work has hypothesized that declines in forage availability and quality are partly responsible for declines in several caribou populations in Arctic North America (Crête and Huot 1993). Indeed, during the plant growing season, caribou select high-quality food sources that are rich in nitrogen and low in secondary compounds and fibre (Bryant et al. 1983; White 1983; Klein 1990), including dwarf shrubs (*Salix* spp., *Betula glandulosa*, *Vaccinium* spp.), graminoids, and forbs (Crête et al. 1990). Moreover, because the dry matter intake of

caribou at the peak of summer is more than double the amount consumed in winter (White 1983; Boertje 1990), caribou also depend on the quantity of food that is available in summer.

We conducted an experiment to test the effect of increased snow depth and light attenuation on food resources for caribou throughout the summer. We focused on the summer resources that are most consumed by migratory caribou, such as shrubs and graminoids, which account for nearly half of their diet (Bergerud et al. 2007). Due to their widespread availability at the study site, we chose to use dwarf birch (*Betula glandulosa*) to represent shrubs and sedges (*Carex* spp.) to represent graminoids. The species that contributes the most to the shrubification of subarctic regions is *B. glandulosa* (Ropars and Boudreau 2012). Its quality can be influenced by the effects of its own snow retention, and to a lesser extent, by shading imposed by taller individuals, which blocks low-angle sunlight at high latitudes. For plants under the shrub canopy, we hypothesized that light attenuation would increase nutritional quality and decrease forage biomass, while increased snow depth would increase nutritional quality and forage biomass.

Material and methods

Study area

Deception Bay (62°08'41" N, 74°41'52" W) in Nunavik, Québec, Canada, is within the summer range of the Rivière-aux-Feuilles migratory caribou herd (Taillon et al. 2012). The region is characterized by an arctic

herbaceous tundra with dwarf shrubs (Ministère des Forêts, de la Faune et des Parcs 2018) and dominated by Poaceae (mainly *Poa arctica*, *Calamagrostis lapponica* and *Anthoxanthum monticola* subsp. *alpinum*), Cyperaceae (*Carex bigelowii*, *Carex vaginata*, *Carex rupestris* and *Eriophorum angustifolium* subsp. *angustifolium*), erect shrubs (mainly *Betula glandulosa* and *Salix* spp.), evergreen shrubs (mainly *Vaccinium vitis-idaea* and *Empetrum nigrum*) and bryophytes (Walker et al. 2005). The mean summer temperature (June to August 2015–2018) was 5.3°C and precipitation ranged from 130 to 175 mm. Measurements were recorded in Salluit, the closest village (ca. 40 km) near Deception Bay (Environment and Climate Change Canada 2019). This area is overlaid by continuous permafrost (Ministère des Forêts, de la Faune et des Parcs du Québec 2017). The soil in this region is acidic (pH < 5.5) and has a thin or absent organic layer (Walker et al. 2005). The shrubification of the study site was not at an advanced stage, likely due to significant caribou browsing and harsh abiotic conditions (Plante et al. 2014). Shrub stratification is therefore not yet developed.

Experimental design

We implemented an experimental design that simulated the light and snow conditions induced by increased shrub cover (Figure 1). To account for the inherent spatial variability, we used a split-plot design composed of nine blocks that were placed along an 8-km transect. Each block was in a location that was free from topographic structures that may influence the wind or snow

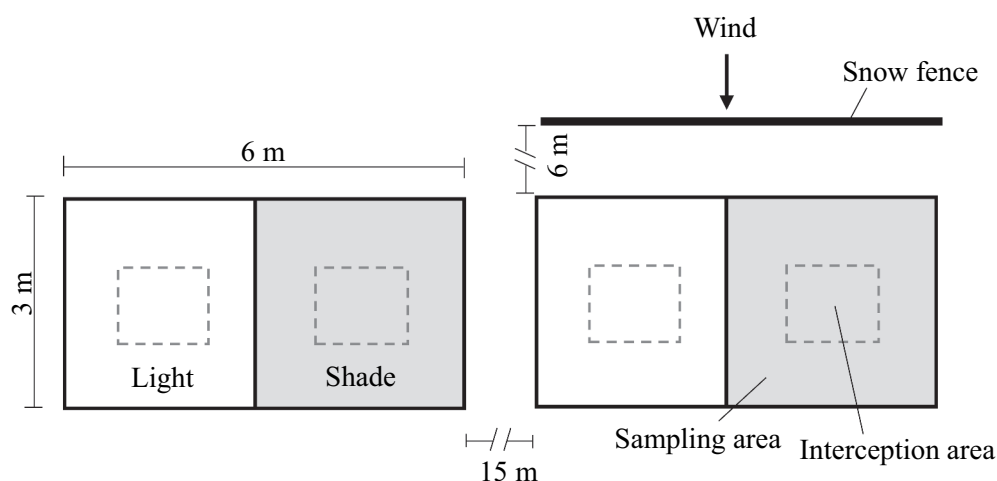


Figure 1. Representation of one of the nine blocks in the experiment testing the effect of light attenuation and increased snow cover on the quantity and quality of caribou summer forage. The plot on the right is under increased snow cover (50–75 cm) created by a 1-m high snow fence while the plot on the left is under ambient snow cover (5–20 cm). The dark grey subplot is exposed to 60% shaded light while the white subplot is exposed to ambient light. We estimated biomass in the interception area and sampled vegetation for chemical analyses in the sampling area.

distribution. These locations were covered in homogeneous vegetation that consisted mainly of shrubs and graminoids, both of which are consumed by migratory caribou in summer (Bergerud et al. 2007). Each block was composed of paired main plots, in which one of two snow depth treatments was applied: unfenced, representing the ambient unmanipulated snow cover of the study area (snow depth = 5–20 cm) or fenced, in which the snow cover is experimentally increased using snow fences (snow depth = 50–75 cm). Snow fences (9 m long and 1 m high) were installed perpendicular to the prevailing south-easterly winter winds, at 6 m from the plot, to allow snow to accumulate evenly throughout the length of the plot (Cooper et al. 2011). The snow fences reduce wind speed, which allows for wind-transported snow to be deposited on the lee side of the fence and for snow to accumulate in the fenced main plot (Semenchuk et al. 2015). Each main plot (unfenced and fenced) was then divided to form two adjacent subplots to which we assigned one of the two levels of light intensity: light (ambient light) or shade. We applied the shade treatment by installing shading tarps (SunBlocker®, Farmtek, Connecticut, United States) at the end of May and removing them at the end of August. The shading tarp reduced sunlight by 60%, which is similar to the reduction in global radiation found under a shrub canopy (Jonasson et al. 1999). The shading setup was designed using the Sketch Up 3D software package (version Pro 7.1, Trimble, California, United States) to optimize shading within the plot, despite the different orientations of the sun over the course of the day and during the summer, at the latitude of the study area. To verify the uniform effect of the snow fences in each plot, we estimated snow depth using snow rulers and camera traps during the winter before the start of the experiment. The experimental setup was installed in 2015, but we collected data in the summer 2018. Most of the experimental setup was left in place all year except for the shading tarps, which were removed at the end of each year and reinstalled the following year to prevent damage caused by snow.

Forage quality and NIRS calibration

We collected leaf samples in the sampling area (approx. 8 m²) of each subplot ($n = 36$; Figure 1). Samples were collected over four different time periods (16–18 July, 4–6 August 2011–13 August and 19–22 August 2018) for *B. glandulosa* and over three periods (16–18 July, 4–6 August and 19–22 August 2018) for *Carex* spp., for a total of 144 *B. glandulosa* samples and 108 *Carex* spp. samples. The late snow melt in 2018 delayed the bud burst and the beginning of the growing season,

explaining the first sampling date in July. There was not enough foliage available to support a fourth sampling period for *Carex* spp. For *B. glandulosa*, we harvested leaves from different plants by moving around within the sampling area, stripping a few branches at a time to imitate a caribou bite. For *Carex* spp., we harvested a few leaves from different plants in a similar way by moving within the sampling area and carefully pulling at the base of the leaves without uprooting the plants. For both species, we took special care not to collect samples that might have been naturally shaded by other plants to avoid any confounding effects. Each sample weighed approximately 20 g and was placed in a labelled paper bag. Samples were air-dried using a fan for 48 hours following the day of harvest. The samples were re-dried in the laboratory at 50°C for 48 hours and milled to 0.5 mm (Ultra Centrifugal Mill ZM200 ©Retsch, Haan, Germany) after the field campaign. To estimate forage quality, we used a combined approach of laboratory analyses and near-infrared reflectance spectrophotometry (NIRS) (Champagne et al. 2018). NIRS is a spectroscopic method based on the absorption of near-infrared rays by organic matter and is widely used in agriculture to optimize forage analyses (Corson et al. 1999; Decruyenaere et al. 2009). All samples were first scanned with a NIRS DS2500 near-infrared spectrophotometer (FOSS Analytics, Hillerød, Denmark) at intervals of 0.5 nm to acquire a near-infrared spectrum of 780 to 2498 nm that is unique to each sample. To select the samples to be analyzed in the laboratory, we used WinISI calibration software (version 4.8.0, FOSS Analytics, Hillerød, Denmark). The *select* function in this software identifies redundant and deviant samples of NIR spectra based on Principal Component Analysis (PCA) scores (Næs and Martens 1988). These identified spectra were set aside and a random subset across the remaining spectra was selected for laboratory analyses. Deviant spectra were then added to this subset to be analyzed in the laboratory since their values cannot be predicted by WinISI software. We then performed laboratory analyses to determine nitrogen content (N), acid detergent fibre (ADF: cellulose and lignin) and total phenolic content. We estimated the nitrogen content ($n_{B. glandulosa} = 80$, $n_{Carex spp.} = 51$) with a Trumac CNS determinator (Leco, St-Joseph, Michigan, United States) and the leaf fibre content using acid-detergent fibre analyses ($n_{B. glandulosa} = 80$, $n_{Carex spp.} = 108$; ANKOM Fiber Analyser 200, ANKOM Technology). For *B. glandulosa*, we estimated the total phenolic content ($n = 80$) using the Folin-Ciocalteu method (Singleton and Rossi 1965), following the protocol described in Dudonné et al. (2015). The obtained chemical values of each sample were paired to their respective spectrum through the

WinISI software package in order to establish empirical calibrations for plant constituents (N, ADF and phenolics) of each forage type (*B. glandulosa* and *Carex* spp.). These calibrations were developed using modified partial least-squares regressions with cross-validation (Shenk and Westerhaus 1991) in WinISI. Using this method, the chemical content of samples that had not been analyzed in the laboratory could be predicted directly from their respective spectra. We selected the model with the lowest standard error when cross-validated with candidate models produced with a variety of mathematical treatments applied to the spectra, including degree of derivatization, smoothing, and scatter correction (DeGabriel et al. 2008). All calibrations were validated using an independent set of 20 *B. glandulosa* samples and 12 *Carex* spp. samples. This combined approach allowed us to minimize the cost of laboratory analyses and the amount of plant matter required while providing reliable estimates of forage quality variables.

Forage biomass

We estimated the biomass of *B. glandulosa* leaves and vegetation under the canopy (*Carex* spp.) in each subplot over five time periods (4–7 July 2016–18 July, 4–6 August 2011–13 August and 19–22 August 2018). We used the point intercept method with 25 systematic points within a 75 × 75 cm frame (Jonasson 1988; Brathen and Hagberg 2004). To ensure that the number of intercepted hits represents an unbiased estimate of biomass, we applied the point intercept method in 0.56-m² plots outside the experimental setup. We then harvested all the *B. glandulosa* and *Carex* spp. leaves within those plots. Samples were air-dried with a fan for 48 hours following the day of harvest. The samples were then re-dried in the laboratory at 50°C for 48 hours and weighed. To establish an equation to estimate the leaf biomass in experimental point-intercept plots, we correlated the sample weights with the number of intercepts for both species (*B. glandulosa* leaves: $y = 1.19x + 1.38$, $R^2 = 0.76$, $n = 55$ plots; *Carex* spp.: $y = 1.74x + 6.32$, $R^2 = 0.49$, $n = 30$ plots, where y = leaf biomass and x = number of intercepts).

Statistical analyses

We examined the effects of the snow and shade treatments throughout the growing season on nitrogen content, total phenolic content (*B. glandulosa* only), ADF content, and leaf biomass for *B. glandulosa* and *Carex* spp. We used a linear mixed model (package nlme, Pinheiro et al. 2016) with snow treatment, shade

treatment, and sampling period as fixed effects, and with the random intercepts being a subplot nested in the main plot of each block (Figure 1). We also modelled the heterogeneous structure of variance across sampling periods to visually check for autocorrelation between repeated measures (package stats, R Core Team 2019). No temporal autocorrelation was found in the model residuals and all statistical assumptions were fulfilled. We analyzed the pairwise differences of significant effects ($\alpha < 0.05$) using protected least square means (package lsmeans, Lenth 2016). All statistical analyses were performed in R version 3.5.3 (R Core Team 2019).

Results

Nitrogen concentration in *B. glandulosa* was influenced by the interaction between sampling period and light intensity (Table 1; $F_{3,96} = 9.9$, $p < 0.01$). Early in the growing season (17 July), the nitrogen concentration was higher in leaves growing in the shade than in leaves under ambient light conditions (Figure 2a). The differences in leaf nitrogen concentrations between shade and ambient light conditions decreased progressively over time but remained significant until the end of the growing season (Figure 2a). Nitrogen concentration in *Carex* spp. was also influenced by the interaction between sampling period and light intensity (Table 1; $F_{2,64} = 12.4$, $p < 0.01$). The difference in nitrogen content between shaded plots and ambient light was not significant early in the growing season, but the difference increased progressively over time and became significant by mid-season (Figure 2b). Nitrogen concentration was not influenced by snow depth for either *B. glandulosa* ($F_{1,8} = 0.7$, $p = 0.42$; Table 1) or *Carex* spp. ($F_{1,8} = 2.6$, $p = 0.14$; Table 1).

Total phenolic concentration in *B. glandulosa* was also influenced by the interaction between the sampling period and light intensity ($F_{3,96} = 10.1$, $p < 0.01$; Table 1). Phenolic concentrations in shaded leaves were lower than for leaves in ambient light early in the growing season (17 July), but the difference was not significant after this period (Figure 3a). In addition, total phenolic concentration was influenced by the interaction between the sampling period and snow depth ($F_{3,96} = 5.1$, $p < 0.01$; Table 1); deeper snow decreased the phenolic concentration in *B. glandulosa* leaves early in the season (17 July) compared to ambient snow depth, but the effect of snow depth on phenolic concentration dissipated over the growing season (Figure 3b).

ADF concentration in *B. glandulosa* was not influenced by light intensity ($F_{1,16} = 0.06$, $p = 0.81$; Table 1) or snow depth ($F_{1,8} = 0.36$, $p = 0.57$; Table 1), but ADF concentrations decreased over the growing season

Table 1. Summary of the ANOVA used to test the effects of light attenuation and snow accumulation on chemical components of *B. glandulosa* and *Carex* spp. in the summer 2018 at Deception Bay, Nunavik (Québec, Canada). ANOVAs include subplots (light treatment) nested in main plots (snow treatment) nested in blocks as a random intercept. The degrees of freedom (df) of the numerator (num) and denominator (den) and the effect of snow treatment (S), light treatment (L), and sampling period (P) on each chemical component are shown. Degrees of freedom for foliar biomass are in parentheses, as there were five sampling periods for this variable.

Species	Response variable		Source of variation						
			Snow (S)	Light (L)	Sampling period (P)	S × L	S × P	L × P	S × L × P
<i>Betula glandulosa</i>	df	num-den	1-8	1-16	3-96	1-16	3-96	3-96	3-96
			(1-8)	(1-16)	(4-128)	(1-16)	(4-128)	(4-128)	(4-128)
	Nitrogen	F ratio	0.72	51.87	162.55	1.94	1.35	9.90	1.13
		P value	0.42	<0.01	<0.01	0.18	0.26	<0.01	0.34
	Total phenolics	F ratio	1.34	11.15	34.07	0.29	5.14	10.06	0.40
		P value	0.28	<0.01	<0.01	0.60	<0.01	<0.01	0.76
	ADF	F ratio	0.36	0.06	44.41	0.14	0.63	0.56	1.15
		P value	0.57	0.81	<0.01	0.72	0.60	0.64	0.33
	Foliar biomass	F ratio	3.14	0.50	33.23	4.55	1.99	0.79	0.91
		P value	0.11	0.49	<0.01	0.04	0.10	0.54	0.46
<i>Carex</i> spp.	df	num-den	1-8	1-16	2-64	1-16	2-64	2-64	2-64
			(1-8)	(1-16)	(4-128)	(1-16)	(4-128)	(4-128)	(4-128)
	Nitrogen	F ratio	2.63	162.40	158.08	0.45	0.34	12.36	0.225
		P value	0.14	<0.01	<0.01	0.51	0.71	<0.01	0.80
	ADF	F ratio	0.01	15.56	7.69	8.44	1.43	1.06	1.32
		P value	0.92	<0.01	<0.01	0.01	0.25	0.35	0.27
	Foliar biomass	F ratio	3.65	0.17	25.83	1.91	1.40	0.36	0.53
		P value	0.09	0.69	<0.01	0.18	0.24	0.83	0.71

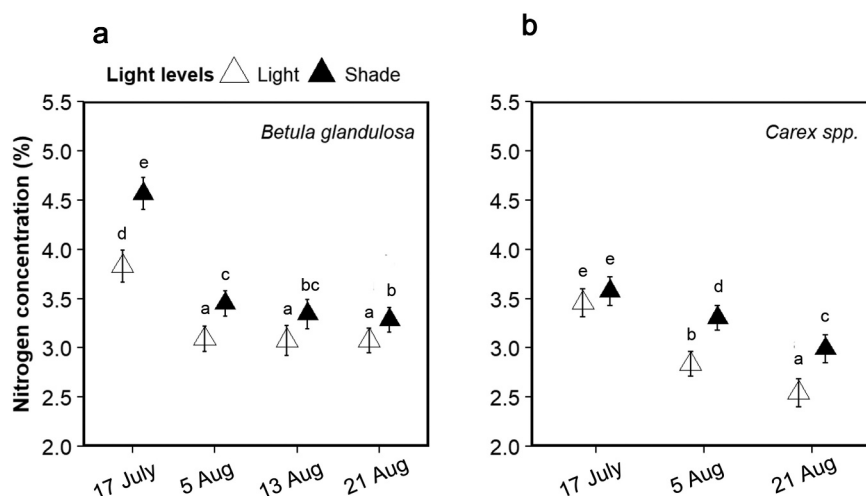


Figure 2. Leaf nitrogen concentration (%) and 95% confidence intervals throughout summer 2018 for (a) *Betula glandulosa* and (b) *Carex* spp. for shaded ($n = 18$) and ambient light ($n = 18$) plots in the arctic tundra at Deception Bay, Nunavik, Canada. The analysis was performed using a linear mixed model with blocks ($n = 9$) and all interactions involving blocks as random factors. Predictions that share a common letter are not significantly different (Protected lsmeans, $\alpha = 0.05$).

($F_{3,96} = 44.4$, $p < 0.01$; Table 1). Fibre concentration was at its highest at the first sampling period, then rapidly dropped, and finally remained relatively stable afterwards (Figure 4a). The concentration of ADF in *Carex* spp. showed a slight but statistically significant variability over time (Figure 4b) and across treatment combinations (Figure 5).

The foliar biomass of *B. glandulosa* was influenced by the interaction between snow depth and light intensity

($F_{1,16} = 4.55$, $p = 0.04$, Table 1); in ambient light, *B. glandulosa* produced more biomass under deep snow cover than under ambient snow cover (Figure 6). As expected, foliar biomass increased throughout the growing season both for *B. glandulosa* ($F_{1,16} = 33.23$, $p < 0.01$, Table 1) and *Carex* spp. ($F_{1,16} = 25.83$, $p < 0.01$, Table 1). Otherwise, we found no statistical differences between experimental treatments for *Carex* spp. (Table 1).

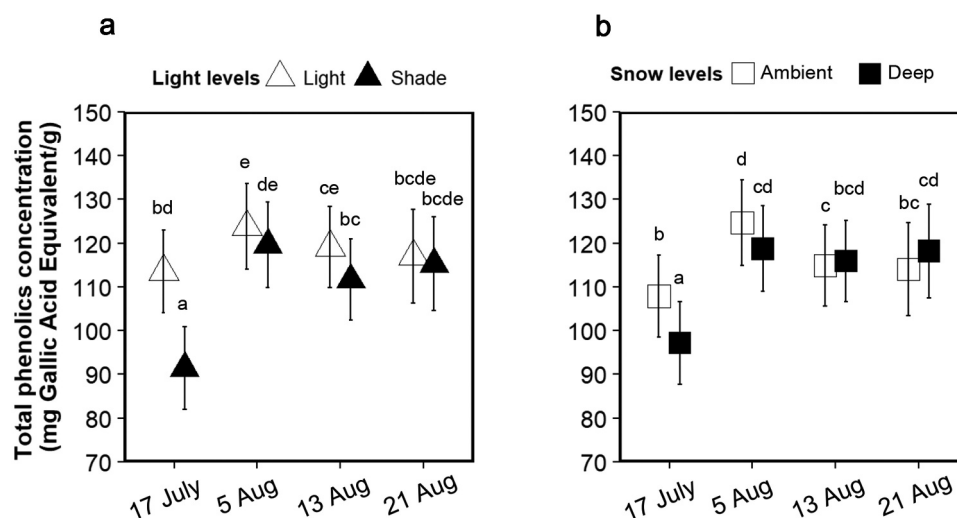


Figure 3. Total phenolic concentration (mg Gallic Acid Equivalent/g) and 95% confidence intervals throughout summer 2018 for *Betula glandulosa* for (a) shaded ($n = 18$) and ambient light ($n = 18$) plots and for (b) deep snow ($n = 18$) and ambient snow depth plots ($n = 18$) in the arctic tundra at Deception Bay, Nunavik, Canada. The analysis was performed using a linear mixed model with blocks ($n = 9$) and all interactions involving blocks as random factors. Predictions that share a common letter are not significantly different (Protected Ismeans, $\alpha = 0.05$).

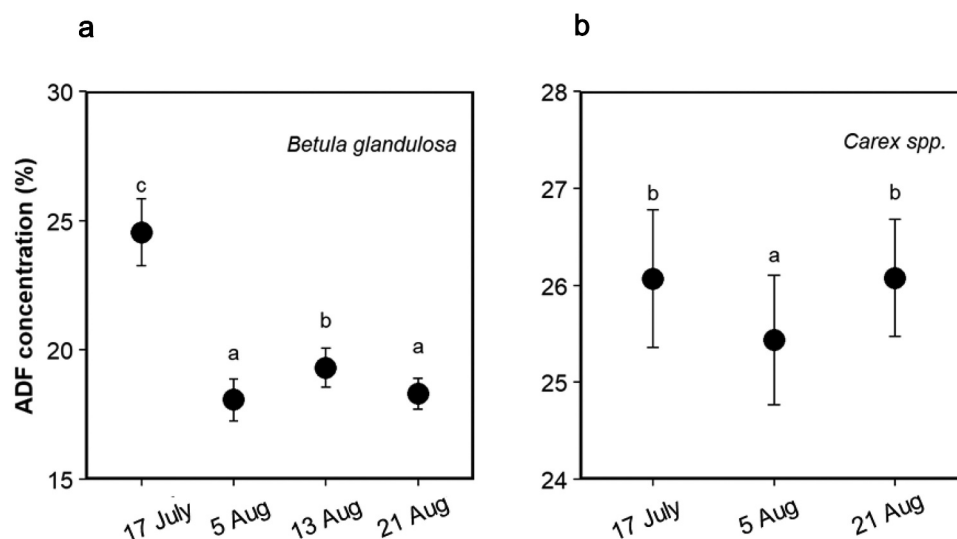


Figure 4. Acid detergent fibre (ADF) concentration (%) and 95% confidence intervals throughout summer 2018 for (a) *Betula glandulosa* and (b) *Carex spp.* for all experimental plots ($n = 36$) in the arctic tundra at Deception Bay, Nunavik, Canada. The analysis was performed using a linear mixed model with blocks ($n = 9$) and all interactions involving blocks as random factors. Predictions that share a common letter are not significantly different (Protected Ismeans, $\alpha = 0.05$).

Discussion

We experimentally tested the effects of increased snow depth and light attenuation, two of the most significant impacts of shrub densification in arctic environments, on forage quality and quantity for caribou during the summer. We observed the greatest differences in nutrient quality early in the season, which coincides with the period of highest nutritional requirements for caribou (Taillon et al. 2013). Our results therefore suggest that

the light attenuation created by shrub expansion might provide higher quality forage.

Leaves in shaded conditions have higher nitrogen concentrations than leaves under ambient light conditions, both for *Carex spp.* and *B. glandulosa*, which is consistent with other studies (Graglia et al. 2001; Hansen et al. 2006). Our results indicate that *Carex spp.* under shrub cover would be of higher nutritional quality than those exposed to ambient light. These results can be explained by a nitrogen dilution effect, where plants

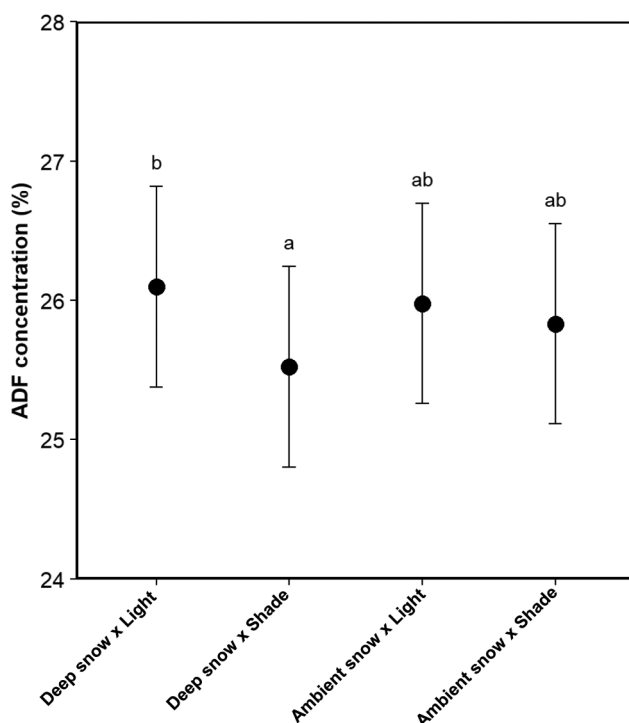


Figure 5. Acid detergent fibre (ADF) concentration (%) and 95% confidence intervals for *Carex* spp. for each experimental plot ($n = 36$) in the arctic tundra at Deception Bay, Nunavik, Canada. The analysis was performed using a linear mixed model with blocks ($n = 9$) and all interactions involving blocks as random factors. Predictions that share a common letter are not significantly different (Protected lsmeans, $\alpha = 0.05$).

exposed to full sunlight could produce more nitrogen-free photoprotective compounds such as carotenoids (Demmig-Adams and Adams 1992) and anthocyanins (Hatier and Gould 2008). An alternative explanation is that the shading treatment might have reduced soil evapotranspiration. This may have allowed plants to benefit from a greater flow of water and nutrients such as nitrogen, ultimately increasing nitrogen concentrations in the leaves (Walters and Reich 1997). In contrast to results from other studies (Van der Wal et al. 2000; Walsh et al. 1997; Welker et al. 2005), increased snow depth did not alter the nitrogen content in the leaves of plants in our experiment.

The physical condition and reproductive capacity of caribou have been shown to be closely linked to the nitrogen content in their diet (McEwan and Whitehead 1970; Parker et al. 2005; Barboza and Parker 2006). For *B. glandulosa*, the differences in nitrogen content in response to variations in light levels decreased throughout the season, while they increased for *Carex* spp. This could be because *Carex* spp. have the ability to draw resources from their rhizomes, a concentrated source of nitrogen, under stressful conditions (Brooker et al. 1999).

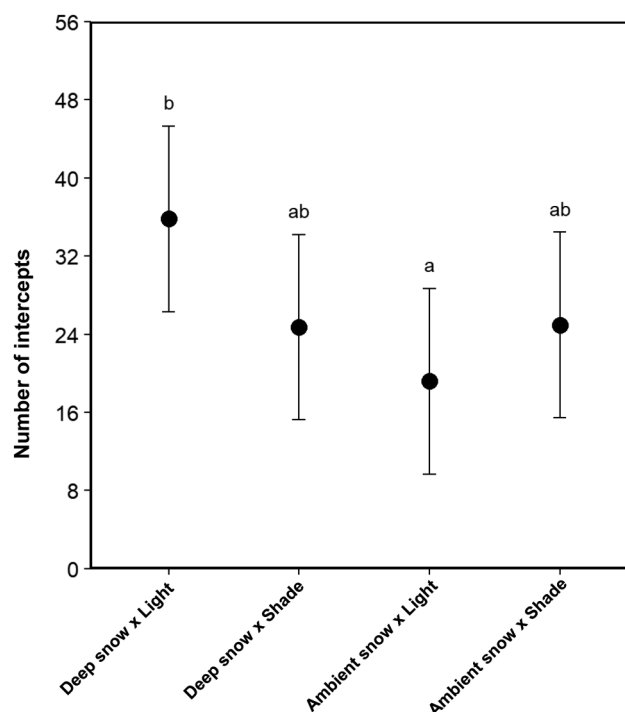


Figure 6. Number of leaf intercepts (proxy of foliar biomass) and 95% confidence intervals for *B. glandulosa* for each experimental subplot ($n = 36$) in the arctic tundra at Deception Bay, Nunavik, Canada. The analysis was performed using a linear mixed model with blocks ($n = 9$) and all interactions involving blocks as random factors. Predictions that share a common letter are not significantly different (Protected lsmeans, $\alpha = 0.05$).

For *B. glandulosa*, the difference between the quality of shaded leaves and leaves under ambient light was at its greatest in early July. This timing coincides with the period of peak lactation for caribou (Taillon et al. 2013), an energetically costly period for females (Boertje 1990), and is also when caribou most often select *B. glandulosa* over other forage species (Crête et al. 1990). These behaviours emphasize the positive effect that higher forage quality (induced by shade) can have in the early summer. Finally, we did not observe snow depth to have any effect on nitrogen concentrations in leaves, which contrasts with the hypothesis from Sturm et al. (2005) related to the potential fertilization effect of deeper snow cover. However, in our study, the effect of snow depth may not have been significant due to the short duration of our experiment in the low-productivity environment that is characteristic of the arctic tundra. In this context, snow-induced changes in soil and therefore in foliar content might take a few more years to occur.

Our results showed that *B. glandulosa* leaves in shade or in deep snow cover contained lower phenolic concentrations than leaves in ambient light or ambient snow cover in early season, which corresponds to the

peak of caribou foraging (Crête et al. 1990; Bergerud et al. 2007). The lower phenolic concentrations could be induced by the delayed growth of shaded or snow-covered plants, resulting in a delay in the production of secondary metabolites such as phenolics. At the beginning of the season, plants invest more resources in growth than in defence and production of secondary metabolites (Feeny 1970; Mattson 1980; Bryant et al. 1983). There is evidence that caribou may select *B. glandulosa* early in the growing season (Bergerud 1972; Crête et al. 1990; Bergerud et al. 2007) because of the low phenolic content. Moreover, it has been previously shown that caribou optimize their foraging behaviour by selecting plants with a high ratio of nutrients to secondary metabolites (Kuopat and Bryant 1980). Lower phenolic production in shrubs could increase the food quality for caribou in the context of shrubification, at least in shrubs growing under the canopy of larger shrubs or those exposed to less sunlight.

The ADF concentration for *B. glandulosa* leaves was highest at the beginning of the season, which is consistent with the results from Klein (1990), but contrasted with the gradual increase in ADF that is generally expected over the growing season (Reeves 1987; Manseau and Gauthier 1993). This inconsistency could be due to bud scales contaminating the samples, because several leaves were still in the bud during the first sampling session. Indeed, since the leaves were harvested by stripping the branches to imitate caribou, it is possible that some leaves in an earlier stage of development or even in the form of buds were harvested with the samples. The higher lignin content of *B. glandulosa* buds compared to leaves (Polák et al. 2006) may have affected the ADF concentration of the samples, although we did not find any examples of this type of contamination in the literature. No precise data were collected regarding the developmental stages of the leaves contained in each sample, although we visually assessed that most of the leaves collected in the field were fully open. Regardless of these circumstances, the values reported in our results still reflect the caribou forage because they generally consume the leaves of shrubs by stripping the shoots from the base to the tip, likely consuming some bud scales in the process (Béland et al., unpublished data). The high-fibre content at the beginning of the season could therefore slightly decrease shrub digestibility (Reeves 1987). Nevertheless, ADF content in *B. glandulosa* is low compared to that of other plant groups such as evergreens (Klein 1990) and is similar to that of *Carex* spp. For *Carex* spp., the date influenced ADF concentration but the changes over time were small and thus likely had little impact on the nutritional quality of the leaves for caribou.

The foliar biomass in *B. glandulosa* increased when exposed to ambient light and deep snow, suggesting

that shrubs produce more leaves under these conditions. This increase, in combination with shrubification itself, is therefore likely to have a positive nutritional impact on caribou if overgrown shrubs or those located north (i.e., away from the sun) of neighbouring plants within the patch constitute a significant proportion of the shrub population. However, since the increase in *B. glandulosa* biomass can negatively influence the cover of other shrub species (such as *Salix planifolia*; Ropars et al. 2015) that are also consumed by caribou (Bergerud et al. 2007), it is possible that this increase in biomass may reduce the availability of other caribou forage. Both *B. glandulosa* and *Carex* spp. followed the usual pattern of increasing foliar biomass throughout the growing season (Beamish et al. 2016), no matter the experimental treatment. However, regardless of the snow treatment, the shading treatment did not impact biomass, which is not what we expected to observe. We expected that a 60% reduction in solar radiation would negatively affect the amount of biomass produced. This unexpected result could be explained by the fact that in arctic environments, nutrients are more limiting than light (Shaver et al. 1986). Considering the limited availability of nutrients, the light level required to achieve maximum growth is probably less than 60% of natural solar radiation. This explanation is consistent with the results from Jonasson et al. (1999).

Since we use experimental simulations in a natural environment, there are inherent limitations to our study. For logistical reasons, in our experimental setup, the shading treatment had to be applied to all vegetation in the plots, including shrubs. However, shrubification in the natural environment would result in shrubs receiving full light being in the highest layer of vegetation, while vegetation under the canopy (forbs, sedges, graminoids, etc.) would be shaded by shrubs. Nevertheless, given the vertical growth structure of shrubs (Paradis et al. 2016), some younger or smaller individuals or those positioned north in a shrub patch are likely to be shaded by taller shrubs that partially block the sun, especially at high latitudes, where they are at low angles relative to the horizon. For the purpose of our experiment, we considered the shrubs located in the shaded plots to be representative of those smaller shrubs that would be shaded in the natural environment. The shrubs in ambient light plots were considered to be representative of the larger shrubs that would receive full light in the natural environment. An evaluation of the availability and use of shrubs growing in shaded conditions is required to fully understand the implications of our results. Another limitation was our inability to simulate the soil enrichment that results from the additional litter produced by shrubs during shrub expansion. As reported by

Buckeridge et al. (2010), litter accumulation enhances nitrogen cycling as well as nitrogen pools in the soil, which may impact the nitrogen concentration in leaves. In addition, the total nitrogen measurements from our study did not allow us to assess changes in nitrogen compounds at a finer scale. For instance, if the excess nitrogen in the shaded leaves is inorganic rather than organic, the nutritional value of the leaves would be lower because they would be more difficult to digest (Mattson 1980). Finally, because caribou do not consume as much *B. glandulosa* in western Canada compared to eastern Canada, likely due increased phenols (Bryant et al. 2014), this could limit the scope of our results concerning this species.

Although our results show an overall positive effect on caribou summer forage, some inherent aspects of shrubification could be detrimental for caribou. Chagnon and Boudreau (2019) have shown that shrubs may outcompete lichens, the primary winter forage for caribou (Danell et al. 1994), through competition for light and soil nutrients. Increased shrub cover may also lead to decreased food availability in shaded areas due to physical constraints, even though the shaded leaves would be of higher quality. Moreover, increased snow cover created by shrub snow retention could increase energy costs associated with caribou movement (Fancy and White 1987). Shrubification will likely increase the abundance of other ungulates such as moose (Tape et al. 2016) in the long term, increasing competition for food resources.

Few studies have examined the effect of shrubification on the nutritional value of caribou forage. Our results suggest that caribou may benefit from the positive effects of shading and deeper snow cover on the quantity and quality of two common components of their diet, *B. glandulosa* and *Carex* spp. However, since shrub expansion may also impact other plant groups that are consumed by caribou, we suggest widening the investigation of the nutritional impact of shrub expansion to lichens and forbs using a combination of experimental and observational approaches.

Acknowledgments

We are indebted to Glencore Raglan Mine for their collaboration, logistic support and the continuous use of their infrastructure. We thank the employees at Raglan Mine for logistical support, M. Yauck, C. Sritri, M. Leclerc and G. Daigle for statistical advice, M. Bonin, S. Boudreau, L. Lapointe and M. Leclerc for comments on the manuscript, B. Capolla and S. Béland for their help with field work and M.-C. Martin, D. Bolduc, V. Bellavance, C.-A. Dumaine and E. Roy for their help in the lab. J. Hénault-Richard was instrumental in the sampling process and the establishment of the experiment

over the years. Finally, we thank the Nunavimmiut for the opportunity to conduct research on their traditional land.

Disclosure statement

No potential conflict of interest was reported by the author(s).

Funding

E. L. received scholarships from the Fonds de recherche du Québec – Nature et technologies (FRQNT) and Caribou Ungava. This project is part of the Caribou Ungava research program (www.caribou-ungava.ulaval.ca), supported by the Natural Sciences and Engineering Research Council (NSERC) of Canada [RDCPJ 469512 – 14], the ministère des Forêts, de la Faune et des Parcs du Québec, ArcticNet, Hydro-Québec, Glencore, Makivik Corporation and the Fonds de recherche du Québec – Nature et technologies.

References

- Addis CE, Bret-Harte MS. 2019. The importance of secondary growth to plant responses to snow in the Arctic. *Funct Ecol.* 33(6):1050–1066.
- Albon SD, Langvatn R. 1992. Plant phenology and the benefits of migration in a temperate ungulate. *Oikos.* 65(3):502–513. doi:10.2307/3545568.
- Allen MS. 1996. Physical constraints on voluntary intake of forages by ruminants. *J Anim Sci.* 74(12):3063–3075. doi:10.2527/1996.74123063x.
- Barboza PS, Parker KL. 2006. Body protein stores and isotopic indicators of N balance in female reindeer (*Rangifer tarandus*) during winter. *Physiol Biochem Zool.* 79(3):628–644. doi:10.1086/502811.
- Barboza PS, Van Someren LL, Gustine DD, Bret-Harte MS. 2018. The nitrogen window for arctic herbivores: plant phenology and protein gain of migratory caribou (*Rangifer tarandus*). *Ecosphere.* 9(1):1–17. doi:10.1002/ecs2.2073.
- Beamish AL, Nijland W, Edwards M, Coops NC, Henry G. 2016. Phenology and vegetation change measurements from true colour digital photography in high Arctic tundra. *Arct Sci.* 2(2):33–49. doi:10.1139/as-2014-0003.
- Belsky AJ. 1992. Effects of trees on nutritional quality of understorey graminaceous forage in tropical savannas. *Trop Grasslands.* 26(1):12–20.
- Bergerud AT. 1972. Food habits of newfoundland caribou. *J Wildlife Manage.* 36(3):913–923. doi:10.2307/3799448.
- Bergerud AT, Luttich SN, Camps L. 2007. The return of caribou to Ungava. Montreal: McGill-Queen's University Press.
- Blok D, Heijmans MMPD, Schaepman-Strub G, Kononov AV, Maximov TC, Berendse F. 2010. Shrub expansion may reduce summer permafrost thaw in Siberian tundra. *Glob Change Biol.* 16(4):1296–1305. doi:10.1111/j.1365-2486.2009.02110.x.
- Boertje RD. 1990. Diet quality and intake requirements of adult female caribou of the Denali Herd, Alaska. *J Appl Ecol.* 27:420–434. doi:10.2307/2404291.
- Brathen KA, Hagberg O. 2004. More efficient estimation of plant biomass. *J Veg Sci.* 15(5):653–660. doi:10.1111/j.1654-1103.2004.tb02307.x.

- Brooker RW, Callaghan TV, Jonasson S. 1999. Nitrogen uptake by rhizomes of the clonal sedge *Carex bigelowii*: a previously overlooked nutritional benefit of rhizomatous growth. *New Phytol.* 142(1):35–48. doi:10.1046/j.1469-8137.1999.00384.x.
- Brooks PD, Grogan P, Templer PH, Groffman P, Öquist MG, Schimel J. 2011. Carbon and nitrogen cycling in snow-covered environments. *Geography Compass.* 5(9):682–699. doi:10.1111/j.1749-8198.2011.00420.x.
- Bryant JP, Chapin FS, Klein DR. 1983. Carbon nutrient balance of boreal plants in relation to vertebrate herbivory. *Oikos.* 40(3):357–368. doi:10.2307/3544308.
- Bryant JP, Joly K, Chapin FS, DeAngelis DL, Kielland K. 2014. Can antibrowsing defense regulate the spread of woody vegetation in arctic tundra? *Ecography.* 37(3):204–211. doi:10.1111/j.1600-0587.2013.00436.x.
- Buckeridge KM, Grogan P. 2008. Deepened snow alters soil microbial nutrient limitations in arctic birch hummock tundra. *Appl Soil Ecol.* 39(2):210–222. doi:10.1016/j.apsoil.2007.12.010.
- Buckeridge KM, Zufelt E, Chu HY, Grogan P. 2010. Soil nitrogen cycling rates in low arctic shrub tundra are enhanced by litter feedbacks. *Plant Soil.* 330(1–2):407–421. doi:10.1007/s11104-009-0214-8.
- Canon SK, Urness PJ, DeByle NV. 1987. Habitat selection, foraging behavior, and dietary nutrition of elk in burned aspen forest. *J Range Manage.* 40:433–438.
- Chagnon C, Boudreau S. 2019. Shrub canopy induces a decline in lichen abundance and diversity in Nunavik (Québec, Canada). *Arct Antarct Alp Res.* 51(1):521–532. doi:10.1080/15230430.2019.1688751.
- Champagne E, Moore BD, Côté SD, Tremblay J-P. 2018. Spatial correlations between browsing on balsam fir by white-tailed deer and the nutritional value of neighboring winter forage. *Ecol Evol.* 8(5):2812–2823. doi:10.1002/ece3.3878.
- Cook JG, Quinlan LJ, Irwin LL, Bryant LD, Riggs RA, Thomas JW. 1996. Nutrition-growth relations of elk calves during late summer and fall. *J Wild Manage.* 60:528–541. doi:10.2307/3802070.
- Cooper EJ, Dullinger S, Semenchuk P. 2011. Late snowmelt delays plant development and results in lower reproductive success in the high Arctic. *Plant Sci.* 180(1):157–167. doi:10.1016/j.plantsci.2010.09.005.
- Corson D, Waghorn GC, Ulyatt MJ, Lee J. 1999. NIRS: forage analysis and livestock feeding. *Pr N Z Grassl Assoc.* 51:127–132.
- Crête M, Huot J. 1993. Regulation of a large herd of migratory caribou – summer nutrition affects calf growth and body reserves of dams. *Can J Zool.* 71(11):2291–2296. doi:10.1139/z93-321.
- Crête M, Huot J, Gauthier L. 1990. Food selection during early lactation by caribou calving on the tundra in Quebec. *Arctic.* 43(1):60–65.
- Danell K, Utsi P, Palo R, Eriksson O. 1994. Food plant selection by reindeer during winter in relation to plant quality. *Ecography.* 17(2):153–158. doi:10.1111/j.1600-0587.1994.tb00088.x.
- Decruyenaere V, Lecomte PH, Demarquilly C, Aufrère J, Dardenne P, Stilmant D, Buldgen A. 2009. Evaluation of green forage intake and digestibility in ruminants using near infrared reflectance spectroscopy (NIRS): developing a global calibration. *Anim Feed Sci Technol.* 148(2–4):138–156. doi:10.1016/j.anifeedsci.2008.03.007.
- DeGabriel JL, Wallis IR, Moore BD, Foley WJ. 2008. A simple, integrative assay to quantify nutritional quality of browses for herbivores. *Oecologia.* 156(1):107–116. doi:10.1007/s00442-008-0960-y.
- Demmig-Adams B, Adams WW. 1992. Photoprotection and other responses of plants to high light stress. *Annu Rev Plant Biol.* 43(1):599–626. doi:10.1146/annurev.pp.43.060192.003123.
- Doiron M, Gauthier G, Lévesque E, Newman J. 2014. Effects of experimental warming on nitrogen concentration and biomass of forage plants for an arctic herbivore. *J Ecol.* 102(2):508–517. doi:10.1111/1365-2745.12213.
- Domine F, Barrère M, Morin S. 2016. The growth of shrubs on high arctic tundra at Bylot Island: impact on snow physical properties and permafrost thermal regime. *Biogeosciences.* 13(23):6471–6486. doi:10.5194/bg-13-6471-2016.
- Dudonné S, Dubé P, Anhê FF, Pilon G, Marette A, Lemire M, Harris C, Dewailly E, Desjardins Y. 2015. Comprehensive analysis of phenolic compounds and abscisic acid profiles of twelve native Canadian berries. *J Food Compos Anal.* 44:214–224. doi:10.1016/j.jfca.2015.09.003.
- Environment and Climate Change Canada. 2019. Climate normals and averages, daily data reports of Salluit station from 2015 to 2018 [Online database]. (Consulted on August 8th 2019). Salluit (Canada). [updated July 17th 2019. accessed 2019 August 8th]. https://climate.weather.gc.ca/climate_data/hourly_data_e.html?hlyRange=2014-07-03%7C2020-11-10&dlyRange=2014-07-03%7C2020-11-10&mlyRange=%7C&StationID=52378&Prov=QC&urlExtension=_e.html&searchType=stnName&optLimit=yearRange&StartYear=2015&EndYear=2018&selRowPerPage=25&Line=0&searchMethod=contains&Month=11&Day=10&txtStationName=Salluit&timeframe=1&Year=2020
- Fancy S, White R. 1987. Energy expenditures for locomotion by barren-ground caribou. *Can J Zool.* 65(1):122–128. doi:10.1139/z87-018.
- Feeny P. 1970. Seasonal changes in oak leaf tannins and nutrients as a cause of spring feeding by winter moth caterpillars. *Ecology.* 51(4):565–581. doi:10.2307/1934037.
- Fraser RH, Lantz TC, Olthof I, Kokelj SV, Sims RA. 2014. Warming-induced shrub expansion and lichen decline in the western Canadian Arctic. *Ecosystems.* 17(7):1151–1168. doi:10.1007/s10021-014-9783-3.
- Graglia E, Julkunen-Tiitto R, Shaver GR, Schmidt IK, Jonasson S, Michelsen A. 2001. Environmental control and intersite variations of phenolics in *Betula nana* in tundra ecosystems. *New Phytol.* 151(1):227–236. doi:10.1046/j.1469-8137.2001.00149.x.
- Hallinger M, Manthey M, Wilmking M. 2010. Establishing a missing link: warm summers and winter snow cover promote shrub expansion into alpine tundra in Scandinavia. *New Phytol.* 186(4):890–899. doi:10.1111/j.1469-8137.2010.03223.x.
- Hansen AH, Jonasson S, Michelsen A, Julkunen-Tiitto R. 2006. Long-term experimental warming, shading and nutrient addition affect the concentration of phenolic compounds in arctic-alpine deciduous and evergreen dwarf shrubs. *Oecologia.* 147(1):1–11. doi:10.1007/s00442-005-0233-y.
- Hatier J-HB, Gould KS. 2008. Anthocyanin function in vegetative organs. In: Gould K, Davies KM, Winefield C, editors. *Anthocyanins*. New-York: United States: Springer. p. 1–19.

- Herfindal I, Saether B-E, Solberg EJ, Andersen R, Høgda KA. 2006. Population characteristics predict responses in moose body mass to temporal variation in the environment. *J Anim Ecol.* 75(5):1110–1118. doi:10.1111/j.1365-2656.2006.01138.x.
- Hjältén J, Palo T. 1992. Selection of deciduous trees by free ranging voles and hares in relation to plant chemistry. *Oikos.* 63:477–484. doi:10.2307/3544975.
- Johnson HE, Gustine DD, Golden TS, Adams LG, Parrett LS, Lenart EA, Barboza PS. 2018. NDVI exhibits mixed success in predicting spatiotemporal variation in caribou summer forage quality and quantity. *Ecosphere.* 9(10):1–19. doi:10.1002/ecs2.2461.
- Jonasson S. 1988. Evaluation of the point intercept method for the estimation of plant biomass. *Oikos.* 52(1):101–106. doi:10.2307/3565988.
- Jonasson S, Michelsen A, Schmidt IK, Nielsen EV. 1999. Responses in microbes and plants to changed temperature, nutrient, and light regimes in the arctic. *Ecology.* 80(6):1828–1843. doi:10.1890/0012-9658(1999)080[1828:RIMAPT]2.0.CO;2.
- Kephart KD, Buxton DR. 1993. Forage quality responses of C3 and C4 perennial grasses to shade. *Crop Sci.* 33(4):831–837. doi:10.2135/cropsci1993.0011183X003300040040X.
- Klein DR. 1990. Variation in quality of caribou and reindeer forage plants associated with season, plant part, and phenology. *Rangifer.* 10(3):123–130. doi:10.7557/2.10.3.841.
- Kuropat P, Bryant JP. 1980. Foraging behaviour of cow caribou on the Utukok calving grounds in northwestern Alaska. In: Reimers E, Gaare E, Skjenneberg S, editors. *Proceedings of the Second International Reindeer/Caribou Symposium*; September 17–21, 1979; Røros, Norway. Trondheim (Norway): Direktoratet for vilt og ferskvannfisk. p. 64–70.
- Langvatn R, Albon SD, Burkey T, CluttonBrock TH. 1996. Climate, plant phenology and variation in age of first reproduction in a temperate herbivore. *J Anim Ecol.* 65(5):653–670. doi:10.2307/5744.
- Lawrence DM, Swenson SC. 2011. Permafrost response to increasing arctic shrub abundance depends on the relative influence of shrubs on local soil cooling versus large-scale climate warming. *Environ Res Lett.* 6(4):1–9. doi:10.1088/1748-9326/6/4/045504.
- Lenart EA, Bowyer RT, Hoef JV, Ruess RW. 2002. Climate change and caribou: effects of summer weather on forage. *Can J Zool.* 80(4):664–678. doi:10.1139/z02-034.
- Lenth RV. 2016. Least-squares means: the R package lsmmeans. *J Stat Softw.* 69(1):1–33. doi:10.18637/jss.v069.i01.
- Manseau M, Gauthier G. 1993. Interactions between greater snow geese and their rearing habitat. *Ecology.* 74(7):2045–2055. doi:10.2307/1940850.
- Marsh P, Bartlett P, MacKay M, Pohl S, Lantz T. 2010. Snowmelt energetics at a shrub tundra site in the western Canadian Arctic. *Hydrol Process.* 24(25):3603–3620. doi:10.1002/hyp.7786.
- Mattson WJ. 1980. Herbivory in relation to plant nitrogen content. *Annu Rev Ecol Evol S.* 11(1):119–161. doi:10.1146/annurev.es.11.110180.001003.
- McEwan EH, Whitehead PE. 1970. Seasonal changes in the energy and nitrogen intake in reindeer and caribou. *Can J Zool.* 48(5):905–913. doi:10.1139/z70-164.
- McKinney AM, Goodell K. 2010. Shading by invasive shrub reduces seed production and pollinator services in a native herb. *Biol Invasions.* 12(8):2751–2763. doi:10.1007/s10530-009-9680-4.
- McSweeney CS, Palmer B, McNeill DM, Krause DO. 2001. Microbial interactions with tannins: nutritional consequences for ruminants. *Anim Feed Sci Technol.* 91(1–2):83–93. doi:10.1016/S0377-8401(01)00232-2.
- Ministère des Forêts, de la Faune et des Parcs. 2018. Cartographie écologique du Nord québécois. Récupéré le 2019 août 12. du site du ministère. [updated March 2019; accessed August 12th 2019]. Québec. https://mffp.gouv.qc.ca/documents/forets/inventaire/Carte_24x36_vegetation_francais.pdf
- Ministère des Forêts, de la Faune et des Parcs du Québec. 2017. Carte de distribution du pergélisol. Récupéré le 2019 août 12. du site du ministère. Québec. [updated March 2019. accessed August 12th 2019]. https://mffp.gouv.qc.ca/wp-content/uploads/Carte_24x36_pergelisol_francais.pdf
- Murai-Hatano M, Kuwagata T, Sakurai J, Nonami H, Ahamed A, Nagasuga K, Matsunami T, Fukushima K, Maeshima M, Okada M. 2008. Effect of low root temperature on hydraulic conductivity of rice plants and the possible role of aquaporins. *Plant Cell Physiol.* 49(9):1294–1305. doi:10.1093/pcp/pcn104.
- Myers-Smith IH, Forbes BC, Wilkening M, Hallinger M, Lantz T, Blok D, Tape KD, Macias-Fauria M, Sass-Klaassen U, Lévesque E, et al. 2011. Shrub expansion in tundra ecosystems: dynamics, impacts and research priorities. *Environ Res Lett.* 6(4):1–15. doi:10.1088/1748-9326/6/4/045509
- Myers-Smith IH, Hik DS. 2013. Shrub canopies influence soil temperatures but not nutrient dynamics: an experimental test of tundra snow-shrub interactions. *Ecol Evol.* 3(11):3683–3700. doi:10.1002/ece3.710.
- Næs T, Martens H. 1988. Principal component regression in NIR analysis: viewpoints, background details and selection of components. *J Chemom.* 2(2):155–167. doi:10.1002/cem.1180020207.
- Nobrega S, Grogan P. 2007. Deeper snow enhances winter respiration from both plant-associated and bulk soil carbon pools in birch hummock tundra. *Ecosystems.* 10(3):419–431. doi:10.1007/s10021-007-9033-z.
- Pajunen AM, Oksanen J, Virtanen R. 2011. Impact of shrub canopies on understorey vegetation in western Eurasian tundra. *J Veg Sci.* 22(5):837–846. doi:10.1111/j.1654-1103.2011.01285.x.
- Palo RT, Robbins CT. 1991. Plant defenses against mammalian herbivory. Boca Raton (Florida): CRC Press.
- Paradis M, Lévesque E, Boudreau S. 2016. Greater effect of increasing shrub height on winter versus summer soil temperature. *Environ Res Lett.* 11(8):1–13. doi:10.1088/1748-9326/11/8/085005.
- Parker KL, Barboza PS, Stephenson TR. 2005. Protein conservation in female caribou (*Rangifer tarandus*): effects of decreasing diet quality during winter. *J Mammal.* 86(3):610–622. doi:10.1644/1545-1542(2005)86[610:PCIFCR]2.0.CO;2.
- Pinheiro J, Bates D, DebRoy S, Sarkar D, Core Team R. 2016. nlme: linear and nonlinear mixed effect models. R package version 3.1-128.
- Plante S, Champagne E, Ropars P, Boudreau S, Lévesque E, Tremblay B, Tremblay J-P. 2014. Shrub cover in northern Nunavut: can herbivores limit shrub expansion? *Polar Biol.* 37(5):611–619. doi:10.1007/s00300-014-1461-6.

- Polák T, Rock BN, Campbell PE, Soukupová J, Solcová B, Zvára K, Albrechtová J. 2006. Shoot growth processes, assessed by bud development types, reflect Norway spruce vitality and sink prioritization. *Forest Ecol Manag.* 225(1–3):337–348. doi:10.1016/j.foreco.2006.01.027.
- Pomeroy JW, Bewley DS, Essery RLH, Hedstrom NR, Link T, Granger RJ, Sicart JE, Ellis CR, Janowicz JR. 2006. Shrub tundra snowmelt. *Hydrol Process.* 20(4):923–941. doi:10.1002/hyp.6124.
- R Core Team. 2019. R: a language and environment for statistical computing. Vienna (Austria): R Foundation for Statistical Computing.
- Reeves JB. 1987. Lignin and fiber compositional changes in forages over a growing season and their effects on in vitro digestibility. *J Dairy Sci.* 70(8):1583–1594. doi:10.3168/jds.S0022-0302(87)80186-8.
- Ropars P, Boudreau S. 2012. Shrub expansion at the forest-tundra ecotone: spatial heterogeneity linked to local topography. *Environ Res Lett.* 7(1):1–9. doi:10.1088/1748-9326/7/1/015501.
- Ropars P, Lévesque E, Boudreau S. 2015. Shrub densification heterogeneity in subarctic regions: the relative influence of historical and topographic variables. *Écoscience.* 22(2–4):83–95. doi:10.1080/11956860.2015.1107262.
- Schimel JP, Bilbrough C, Welker JA. 2004. Increased snow depth affects microbial activity and nitrogen mineralization in two arctic tundra communities. *Soil Biol Biochem.* 36(2):217–227. doi:10.1016/j.soilbio.2003.09.008.
- Semenchuk PR, Elberling B, Amtorp C, Winkler J, Rumpf S, Michelsen A, Cooper EJ. 2015. Deeper snow alters soil nutrient availability and leaf nutrient status in high arctic tundra. *Biogeochemistry.* 124(1–3):81–94. doi:10.1007/s10533-015-0082-7.
- Shaver G, Chapin F III, Gartner BL. 1986. Factors limiting seasonal growth and peak biomass accumulation in *Eriophorum vaginatum* in Alaskan tussock tundra. *J Ecol.* 74:257–278. doi:10.2307/2260362.
- Shenk J, Westerhaus M. 1991. Population definition, sample selection, and calibration procedures for near infrared reflectance spectroscopy. *Crop Sci.* 31(2):469–474. doi:10.2135/cropsci1991.0011183X003100020049x.
- Sinclair ARE, Krebs CJ, Smith JNM. 1982. Diet quality and food limitation in herbivores: the case of the snowshoe hare. *Can J Zool.* 60(5):889–897. doi:10.1139/z82-121.
- Singleton VL, Rossi JA. 1965. Colorimetry of total phenolics with phosphotungstic acid reagents. *Am J Enol Vitic.* 16:144–158.
- Sturm M, McFadden JP, Liston GE, Chapin FS, Racine CH, Holmgren J. 2001. Snow-shrub interactions in arctic tundra: a hypothesis with climatic implications. *J Clim.* 14(3):336–344. doi:10.1175/1520-0442(2001)014<0336:SSIIAT>2.0.CO;2.
- Sturm M, Schimel J, Michaelson G, Welker JM, Oberbauer SF, Liston GE, Fahnestock J, Romanovsky VE. 2005. Winter biological processes could help convert arctic tundra to shrubland. *BioScience.* 55(1):17–26. doi:10.1641/0006-3568(2005)055[0017:WBPCHC]2.0.CO;2.
- Taillon J, Barboza PS, Côté SD. 2013. Nitrogen allocation to offspring and milk production in a capital breeder. *Ecology.* 94(8):1815–1827. doi:10.1890/12-1424.1.
- Taillon J, Brodeur V, Festa-Bianchet M, Côté SD. 2012. Is mother condition related to offspring condition in migratory caribou (*Rangifer tarandus*) at calving and weaning? *Can J Zool.* 90(3):393–402. doi:10.1139/z2012-001.
- Tape KD, Gustine DD, Ruess RW, Adams LG, Clark JA, Crowther MS. 2016. Range expansion of moose in Arctic Alaska linked to warming and increased shrub habitat. *PLoS One.* 11(4):e0152636. doi:10.1371/journal.pone.0152636.
- Torp M, Olofsson J, Witzell J, Baxter R. 2010a. Snow-induced changes in dwarf birch chemistry increase moth larval growth rate and level of herbivory. *Polar Biol.* 33(5):693–702. doi:10.1007/s00300-009-0744-9.
- Torp M, Witzell J, Baxter R, Olofsson J. 2010b. The effect of snow on plant chemistry and invertebrate herbivory: experimental manipulations along a natural snow gradient. *Ecosystems.* 13(5):741–751. doi:10.1007/s10021-010-9351-4.
- Turunen M, Soppela P, Kinnunen H, Sutinen ML, Martz F. 2009. Does climate change influence the availability and quality of reindeer forage plants? *Polar Biol.* 32(6):813–832. doi:10.1007/s00300-009-0609-2.
- Van der Wal R, Madan N, van Lieshout S, Dormann C, Langvatn R, Albon SD. 2000. Trading forage quality for quantity? Plant phenology and patch choice by Svalbard reindeer. *Oecologia.* 123(1):108–115. doi:10.1007/s004420050995.
- Walker DA, Raynolds MK, Daniels FJA, Einarsson E, Elvebakk A, Gould WA, Katenin AE, Kholod SS, Markon CJ, Melnikov ES, et al. 2005. The circumpolar arctic vegetation map. *J Veg Sci.* 16(3):267–282. doi:10.1111/j.1654-1103.2005.tb02365.x.
- Walsh NE, McCabe TR, Welker JM, Parsons AN. 1997. Experimental manipulations of snow-depth: effects on nutrient content of caribou forage. *Glob Change Biol.* 3:158–164. doi:10.1111/j.1365-2486.1997.gcb142.x.
- Walters MB, Reich PB. 1997. Growth of *Acer saccharum* seedlings in deeply shaded understories of northern Wisconsin: effects of nitrogen and water availability. *Can J Forest Res.* 27(2):237–247. doi:10.1139/x96-178.
- Weijers S, Myers-Smith IH, Löffler J. 2018. A warmer and greener cold world: summer warming increases shrub growth in the alpine and high arctic tundra. *Erdkunde.* 72(1):63–85. doi:10.3112/erdkunde.2018.01.04.
- Weintraub MN, Schimel JP. 2003. Interactions between carbon and nitrogen mineralization and soil organic matter chemistry in arctic tundra soils. *Ecosystems.* 6(2):129–143. doi:10.1007/s10021-002-0124-6.
- Weintraub MN, Schimel JP. 2005. Nitrogen cycling and the spread of shrubs control changes in the carbon balance of arctic tundra ecosystems. *BioScience.* 55(5):408–415. doi:10.1641/0006-3568(2005)055[0408:NCATSO]2.0.CO;2.
- Welker JM, Fahnestock JT, Sullivan PF, Chimner RA. 2005. Leaf mineral nutrition of arctic plants in response to warming and deeper snow in northern Alaska. *Oikos.* 109(1):167–177. doi:10.1111/j.0030-1299.2005.13264.x.
- White RG. 1983. Foraging patterns and their multiplier effects on productivity of northern ungulates. *Oikos.* 40:377–384. doi:10.2307/3544310.
- White TC. 1993. The inadequate environment: nitrogen and the abundance of animals. Berlin (Germany): Springer-Verlag.