

## AAC Excellence oat

Authors: Yan, Weikai, Fregeau-Reid, Judith, deHaan, Brad, Thomas, Steve, Hayes, Matt, et al.

Source: Canadian Journal of Plant Science, 102(3) : 776-780

Published By: Canadian Science Publishing

URL: <https://doi.org/10.1139/CJPS-2021-0276>

---

The BioOne Digital Library (<https://bioone.org/>) provides worldwide distribution for more than 580 journals and eBooks from BioOne's community of over 150 nonprofit societies, research institutions, and university presses in the biological, ecological, and environmental sciences. The BioOne Digital Library encompasses the flagship aggregation BioOne Complete (<https://bioone.org/subscribe>), the BioOne Complete Archive (<https://bioone.org/archive>), and the BioOne eBooks program offerings ESA eBook Collection (<https://bioone.org/esa-ebooks>) and CSIRO Publishing BioSelect Collection (<https://bioone.org/csiro-ebooks>).

Your use of this PDF, the BioOne Digital Library, and all posted and associated content indicates your acceptance of BioOne's Terms of Use, available at [www.bioone.org/terms-of-use](http://www.bioone.org/terms-of-use).

Usage of BioOne Digital Library content is strictly limited to personal, educational, and non-commercial use. Commercial inquiries or rights and permissions requests should be directed to the individual publisher as copyright holder.

---

BioOne is an innovative nonprofit that sees sustainable scholarly publishing as an inherently collaborative enterprise connecting authors, nonprofit publishers, academic institutions, research libraries, and research funders in the common goal of maximizing access to critical research.

## AAC Excellence oat

Weikai Yan, Judith Fregeau-Reid, Brad deHaan, Steve Thomas, Matt Hayes, Richard Martin, Allan Cummiskey, Denis Pageau, Isabelle Morasse, Savka Orozovic, Jennifer Mitchell-Fetch, Jim Menzies, Allen Xue, and Nathan Mountain

**Abstract:** AAC Excellence is a covered, spring oat (*Avena sativa* L.) cultivar developed by the Ottawa Research and Development Center (ORDC), Agriculture and Agri-Food Canada (AAFC). It was derived from a four-way cross, OA1250-1/MN07205//Rigodon/HiFi, made in 2009. It has been tested in the Quebec provincial Oat Registration and Recommendation (QCORR) trials since 2017. Based on orthogonal data from the 2018–2021 QCORR trials, AAC Excellence yielded 6% higher than the mean of official checks (AAC Dieter, Canmore, and CS Camden) and its yield was more stable across years than the checks and other cultivars. AAC Excellence had similar levels of test weight and kernel weight to those of the checks, a  $\beta$ -glucan level similar to Akina and better than AAC Nicolas and all checks, and a groat content level similar to AAC Nicolas and AC Dieter and better than Akina and other checks. It had a superior package of yield and quality and is most adapted to Quebec, the Maritimes, and northern Ontario.

**Key words:** oat, *Avena sativa* L., yield, stability, milling quality.

**Résumé :** AAC Excellence est une variété d'avoine de printemps (*Avena sativa* L.) vêtue élaborée par le centre de recherche et de développement d'Agriculture et agroalimentaire Canada d'Ottawa. Le cultivar dérive du quadruple croisement OA1250-1/MN07205//Rigodon/HiFi, réalisé en 2009. Il est testé aux essais d'homologation et de recommandation du Québec depuis 2017. Selon les données orthogonales relevées entre 2018 et 2021, le rendement d'AAC Excellence dépasse le rendement moyen des témoins officiels (AAC Dieter, Canmore et CS Camden) de 6 % et est plus stable que celui de ces témoins et d'autres cultivars, d'une année à l'autre. AAC Excellence a un poids spécifique et un grain de même poids que les témoins. Sa concentration de  $\beta$ -glucane est similaire à celle relevée chez Akina, mais dépasse celle d'AAC Nicolas et des témoins. Sa teneur en gruau ressemble à celle d'AAC Nicolas et d'AC Dieter, mais est supérieure à celle d'Akina et des autres témoins. Enfin, AAC Excellence se caractérise par un rendement et une qualité plus élevés, et est mieux acclimatée au Québec, aux provinces maritimes et au nord de l'Ontario. [Traduit par la Rédaction]

**Mots-clés :** avoine, *Avena sativa* L., rendement, stabilité, qualité meunière.

### Introduction

AAC Excellence is a covered spring milling oat (*Avena sativa* L.) cultivar developed by the Ottawa Research and Development Center (ORDC), Agriculture and Agri-Food Canada (AAFC). It was released in 2019 and granted

registration by the Canadian Food Inspection Agency (CFIA) on 13 Nov. 2020, with the registration number #9161. It has been tested in the Quebec provincial Oat Registration and Recommendation (QCORR) trials since 2017 and showed superior yield and quality. This article

Received 13 December 2021. Accepted 25 January 2022.

**W. Yan, J. Fregeau-Reid,\* B. deHaan, S. Thomas, M. Hayes, S. Orozovic, and A. Xue.** Ottawa Research and Development Centre, Agriculture and Agri-Food Canada (AAFC), 960 Carling Ave., Neatby Building, Ottawa, ON K1A 0C6, Canada.

**R. Martin\* and A. Cummiskey.** Charlottetown Research and Development Centre, AAFC, 440 University Ave., Charlottetown, PE C1A 4N6, Canada.

**D. Pageau\* and I. Morasse.** Quebec Research and Development Centre, AAFC, 1468 Saint-Cyrille St., Normandin, QC G8M 4K3, Canada.

**J. Mitchell-Fetch.\*** Brandon Research and Development Center, AAFC, 2701 Grand Valley Road, Brandon, MB R7A 5Y3, Canada.

**J. Menzies.** Morden Research and Development Centre, 101 Route 100, Morden, MB R6M 1Y5, Canada.

**N. Mountain.** Ontario Cereal Crops Center, University of Guelph, 340 Armstrong St N, New Liskeard, ON P0J 1P0, Canada.

**Corresponding author:** Weikai Yan (email: [weikai.yan@agr.gc.ca](mailto:weikai.yan@agr.gc.ca)).

\*Retired from AAFC.

© 2022 Author(s) Mountain and Her Majesty the Queen in Right of Canada, represented by the Minister of Agriculture and Agri-Food Canada. Permission for reuse (free in most cases) can be obtained from [copyright.com](http://copyright.com).

documents the breeding process that led to the development of AAC Excellence and its performance in yield, agronomic, and quality characteristics, in comparison to a set of official checks and popular cultivars.

### Pedigree and Breeding Process

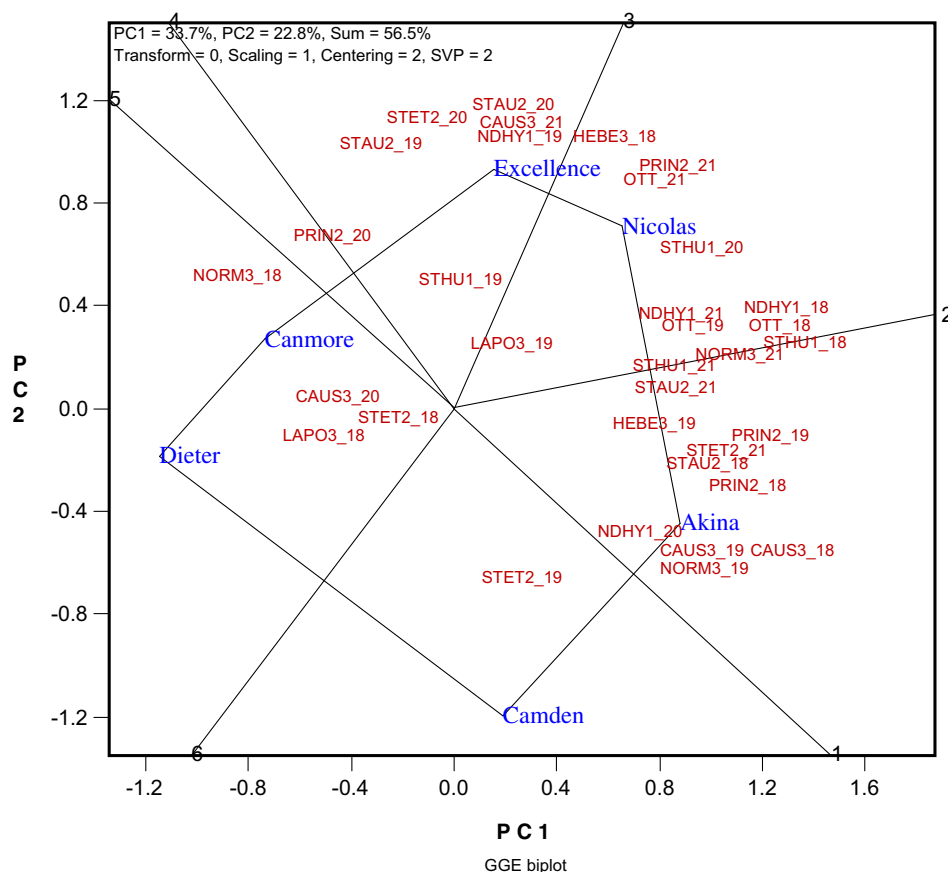
AAC Excellence was developed from the four-way cross 09S03 [(OA1250-1/MN07205)<sub>F1</sub>/(Rigodon/HiFi)<sub>F1</sub>]. The last cross was made in May 2009 at ORDC. OA1250-1 was an ORDC line registered as AAC Roskens in 2012, which was early and good in  $\beta$ -glucan and groat percentage. MN07205 was an oat line from the University of Minnesota with good lodging resistance and crown rust resistance at the time when the cross was made. AC Rigodon was an AAFC oat cultivar, well known for its long-standing, superior adaptation to the northern part of eastern Canada. HiFi (McMullen et al. 2005) was a cultivar developed by North Dakota State University, well-known for its high  $\beta$ -glucan content and good crown rust resistance due to *Pc91*, which was defeated a few years later.

Seeds from 123 F<sub>1</sub> plants were grown as 123 F<sub>2</sub> single rows of 3.5 m long in 2010. About three panicles were harvested from visually selected rows, which were grown as 185 F<sub>3</sub> hills in 2011. Sixty-eight F<sub>3:4</sub> lines were selected from these hills and grown as four-row observation plots in 2012. Twenty-five of these F<sub>3:5</sub> lines were visually selected for plant characteristics in the field; 14 of these were maintained after visual selection for grain characteristics and advanced to the 2013 Home Test at Ottawa ON, Harrington PE, and Normandin QC, with two replicates. Four of these (F<sub>3:6</sub>) lines were selected to enter into the 2014 Preliminary/ENCORE trials, under the names of OA1415-1 to OA1415-4, which were conducted at 10 locations (Brandon MB, Fargo ND, Harrington PE, Lacombe AB, New Liskeard ON, Normandin QC, Ottawa ON, Palmerston ON, Princeville QC, and Saskatoon SK) with two or three replicates. The first two lines were advanced to the ORDC oat registration trials in 2015, which were conducted at 10 locations across Canada (Brandon MB, Dundalk ON, Harrington PE, Lacombe AB, La Pocatière QC, New Liskeard ON, Normandin QC, Ottawa ON, Palmerston ON, and Princeville QC), with three or four replicates. OA1415-2 (09S03-54-7) was relatively tall but yielded well so it was entered into the 2016 to 2018 QCORR trials coordinated by RGCQ (Regroupement des Gestionnaires et Copropriétaires du Québec). The QCORR trials are conducted annually at nine locations representing the three agro-ecological zones of Quebec. The QCORR trial is also conducted at Ottawa ON since 2007, which has similar cultivar responses to zone 1 of Quebec. In December 2018, OA1415-2 was supported for registration by RGCQ. On 13 Nov. 2020, it was given grant registration by CFIA as AAC Excellence, with the registration number #9161.

**Table 1.** Yield, agronomic, and quality characteristics of AAC Excellence from the 2018-2021 Quebec Oat registration and Recommendation trials.

Name	Grain Yield		Test weight (kg hl <sup>-1</sup> )	1000-kernel weight (g)	$\beta$ -glucan (%)	Groat (%)	Oil (%)	Protein (%)	Lodging (0-9)	Days to heading	Days to maturity	Height (cm)	Crown rust (0-9)
	kg ha <sup>-1</sup>	% of check mean											
AAC Excellence	5095	106	52.9	40.2	4.8	73.3	8.1	13.4	2.8	59.7	91.2	95.1	1.8
CS Camden (CK)	4851	101	51.4	38.9	4.6	71.9	7.6	14.0	2.1	57.4	86.5	80.2	2.3
Canmore (CK)	4862	101	52.1	40.2	4.5	72.1	7.6	14.1	2.5	59.9	89.2	92.7	3.1
AC Dieter (CK)	4716	98	52.4	40.1	4.0	73.4	6.1	13.9	2.7	60.4	88.5	91.6	3.9
Check Mean	4810	100	52.0	39.8	4.4	72.5	7.1	14.0	2.4	59.2	88.1	88.2	3.1
Akina	5019	104	49.8	38.5	4.9	72.6	7.6	13.3	1.9	56.0	87.6	78.6	1.9
AAC Nicolas	5039	105	49.9	36.0	4.4	73.4	6.4	13.2	2.2	62.1	89.1	83.0	3.7
Number of trials	34		34	34	8	25	8	8	23	3	30	34	2
LSD ( <i>P</i> = 0.05)	93		0.6	0.9	0.3	0.7	0.4	0.6	0.8	2.1	1.2	1.9	2.2

**Fig. 1.** Genotypic main effect plus genotype by environment interaction (GGE) biplot to show the relative yield of each cultivar in each of the environments (trials). The trials are indicated by the location codes and the last two digits of the year. The locations are: CAUS3, Causapsca; HEBE3, Hébertville; LAPO3, La Pocatière; NDHY1, Notre-Dame de Saint-Hyacinthe; NORM3, Normandin; OTT, Ottawa (Ontario); PRIN2, Princeville; STAU2, Saint-Augustin; STET2, Saint-Etienne; STHU1, Saint-Huber. The number following the location code indicates the zone the location belongs to. “Scaling = 1 & Centering = 2” means the biplot was based on trial-standardized data. [Colour online.]



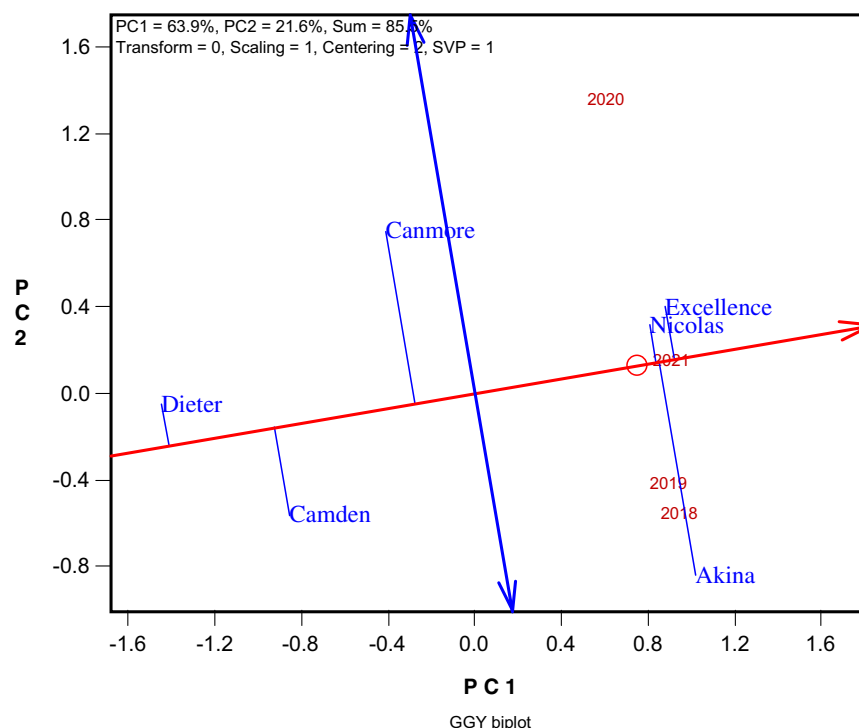
Fifty  $F_7$  panicles were randomly chosen from the 2014 seed plot of OA1415-2, and were grown as 50 hill plots in 2015. Eighteen of these were selected and grown as four-row plots of 3.5 m long in 2016 and then longer four-row strips in 2017. Five of these  $F_{7,9}$  lines were selected for better emergence, better crown rust resistance, and shorter plant height. The bulk of these five lines was used to represent OA1415-2 for testing in the QCORR trials in 2018 and thereafter, and for producing pre-Breeder Seed in 2018 and then Breeder Seed in 2019.

## Yield

AAC Excellence was first entered into the QCORR trials in 2017. It yielded 9% higher than the mean of the checks, which were AC Rigodon, AC Dieter, and Synextra (data not presented). However, presented in Table 1 are the mean values across the 2018–2021 QCORR trials including those conducted at Ottawa, ON, because 2018 was the year when one of the current official checks, CS Camden, was first tested in QCORR. The mean values of AAC Excellence are compared with

those of the three current official checks, AC Dieter, Canmore, and CS Camden, as well as the two currently most popular cultivars, Akina and AAC Nicolas (Yan et al. 2016), in Quebec. Mean values across three replicates in each trial were used for across-trial analysis, treating each trial as a “replicate.” Across the 34 trials (location-year combinations), AAC Excellence yielded 6% higher than the mean of the checks, significantly higher than each check. It also yielded slightly higher than Akina and AAC Nicolas (Table 1). Although not statistically significant in mean yield, AAC Excellence was quite different from Akina in its pattern of adaptation. The GGE (genotypic main effect plus genotype by environment interaction) biplot in Fig. 1 shows the relative yield of each cultivar in each of the trials. The polygon view of the biplot divides the trials into sectors, and the cultivar placed on the vertex of a sector is the nominal winner (highest yielder) in the trials that fall in the sector (Yan 2014). Thus, AAC Excellence was the highest yielder in a set of trials where Akina yielded only moderately well, and vice versa (Fig. 1). The trials did not group by

**Fig. 2.** Genotypic main effect plus genotype by year interaction (GGY) biplot to show mean and stability of the cultivars across years in grain yield. “Scaling = 1 & Centering = 2” means the biplot was based on year-standardized data. The mean across trials each year for each genotype was calculated on trial-standardized data. [Colour online.]



locations, indicating that the genotype by environment interactions were random, unrepeatable, and mainly driven by genotype by year interaction and (or) genotype by location by year three-way interaction. Therefore, it becomes important to compare cultivars of similar mean yield for their stability across years. Presented in Fig. 2 is the GGY (genotypic main effect plus genotype by year interaction) biplot. The red line with a single arrow passes through the biplot origin and the “average year”; it can be referred to as the “average year axis” and the arrow points to higher mean yield across years. The blue line with arrows on both ends passes through the biplot origin and is perpendicular to the average year axis. It indicates instability across years and the arrows on either direction point to higher instability (Yan 2014). Thus, the biplot shows that AAC Excellence, AAC Nicolas, and AAC Akina had similar mean yields, which were clearly higher than those of the checks Canmore, CS Camden, and AAC Dieter, and that the yields of AAC Excellence and AAC Nicolas were clearly more stable than that of AAC Akina, which yielded very well in 2018 and 2019 but not so well in 2020.

### Agronomic Traits and Resistance to Crown Rust

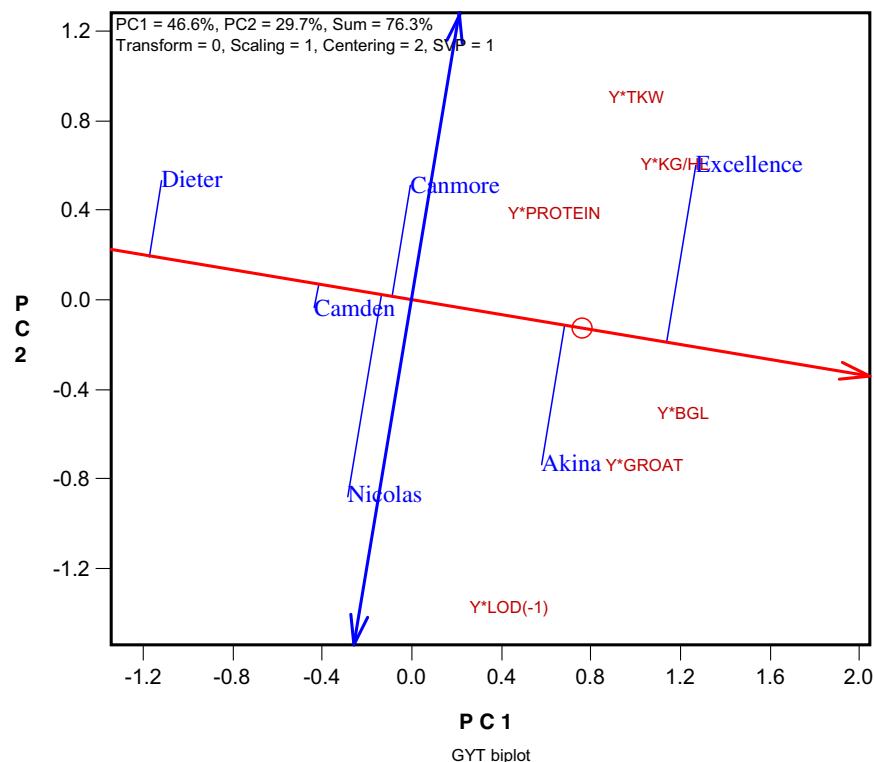
AAC Excellence had similar days to heading as the mean of the checks but was 3 d later in maturity (Table 1). It was taller than the checks but was not significantly more prone to lodging (Table 1). It was more

resistant to crown rust than the checks though not statistically significant (Table 1). Crown rust is not a major yield limiting factor in the majority of the oat growing regions in Quebec, the Maritimes, and northern Ontario but is a limiting factor in other regions such as southern Ontario.

### Grain, Milling, and Nutritional Quality

AAC Excellence had similar levels of test weight and kernel weight to the checks, a similar level of  $\beta$ -glucan to AAC Akina, which was higher than AAC Nicolas and the checks, and a similar groat percentage to AAC Nicolas and AAC Dieter, which was higher than AAC Akina and other checks (Table 1). Thus, AAC Excellence had a trait package that was superior to all tested checks and cultivars in terms of mean yield, yield stability, kernel weight, test weight,  $\beta$ -glucan, and groat percentage. AAC Excellence had a similar level of protein to AAC Nicolas and AAC Akina, which was lower than the official checks. It had a higher oil content than the checks and cultivars but was within the allowance for milling oat (<8.5%). The genotype by yield-trait (GYT) biplot (Yan and Fréreau-Reid 2018) in Fig. 3 shows the superiority of the cultivars in terms of yield-trait combinations. It shows that AAC Excellence was the top cultivar considering the combinations of yield with  $\beta$ -glucan, groat percentage, test weight, kernel weight, protein, and lodging resistance. It also shows that AAC Excellence was relatively strong in combining

**Fig. 3.** Genotype by yield-trait (GYT) biplot to show the superiority of the cultivars in terms of yield-trait combinations. Y\*BGL: yield- $\beta$ -glucan content combination; Y\*GROAT: yield-groat content combination; Y\*KG/HL: yield-test weight combination; Y\*LOD(-1): yield-lodging resistance combination; Y\*PROTEIN: yield-protein content combination; Y\*TKW: yield-kernel weight combination. “Scaling = 1 & Centering = 2” means the biplot was based on yield-trait combination-standardized data. [Colour online.]



yield with kernel weight and test weight but relatively weak in combining yield with lodging resistance.

### Morphological Characteristics

Seedling growth habit: intermediate  
 Leaf blade pubescence: sparse  
 Leaf sheath pubescence: medium  
 Leaf margin pubescence: sparse  
 Frequency of plants with recurved leaves: medium  
 Upper calm node pubescence/hairiness: sparse  
 Panicle orientation of branches: symmetrical  
 Panicle density: medium  
 Panicle attitude of branch position: semi-erect  
 Lemma color at maturity: white/cream  
 Lemma tendency to be awned: weak  
 Lemma awn presence: infrequent  
 Lemma overlap: medium  
 Seed width: medium  
 Groat color: cream  
 Kernel basal hair presence: medium and short  
 Groat pubescence: medium  
 Number of grains per spikelet: two  
 Scutellum tip shape: pointed  
 Scutellum size: small to medium

### Maintenance and Distribution of Pedigree Seed Stocks

AAC Excellence was licensed to Eastern Grains Inc. The Breeder Seed of AAC Excellence is maintained by the Seed Increase Unit of AAFC at BOX 760, 1 Government Road, Indian Head, SK S0G 2K0, Canada.

### Acknowledgements

We thank AAFC and the Canadian Field Crop Research Alliance (CFCRA) for funding the ORDC oat breeding program and for the technical support at the various trial locations.

### References

- McMullen, M.S., Doehlert, D.C., and Miller, J.D. 2005. Registration of ‘HiFi’ oat. *Crop Sci.*, **45**(4): 1664–1665.
- Yan, W. 2014. *Crop variety trials: data management and analysis*. John Wiley & Sons.
- Yan, W., and Frégeau-Reid, J., 2018. Genotype by yield\*trait (GYT) biplot: a novel approach for genotype selection based on multiple traits. *Sci Rep.* **8**(1): 1–10.
- Yan, W., Frégeau-Reid, J., Martin, R., Pageau, D., Xue, A., Jakubinek, K., et al. 2016. AAC Nicolas covered oat. *Can. J. Plant. Sci.* **97**(1): 132–134. doi:[10.1139/cjps-2016-0088](https://doi.org/10.1139/cjps-2016-0088).