



## **Survey for Potential Insect Biological Control Agents of *Ligustrum sinense* (Scrophulariales: Oleaceae) in China**

Authors: Zhang, Yan-Zhuo, Hanula, James L., and Sun, Jiang-Hua

Source: Florida Entomologist, 91(3) : 372-382

Published By: Florida Entomological Society

URL: [https://doi.org/10.1653/0015-4040\(2008\)91\[372:SFPIBC\]2.0.CO;2](https://doi.org/10.1653/0015-4040(2008)91[372:SFPIBC]2.0.CO;2)

---

The BioOne Digital Library (<https://bioone.org/>) provides worldwide distribution for more than 580 journals and eBooks from BioOne's community of over 150 nonprofit societies, research institutions, and university presses in the biological, ecological, and environmental sciences. The BioOne Digital Library encompasses the flagship aggregation BioOne Complete (<https://bioone.org/subscribe>), the BioOne Complete Archive (<https://bioone.org/archive>), and the BioOne eBooks program offerings ESA eBook Collection (<https://bioone.org/esa-ebooks>) and CSIRO Publishing BioSelect Collection (<https://bioone.org/csiro-ebooks>).

Your use of this PDF, the BioOne Digital Library, and all posted and associated content indicates your acceptance of BioOne's Terms of Use, available at [www.bioone.org/terms-of-use](http://www.bioone.org/terms-of-use).

Usage of BioOne Digital Library content is strictly limited to personal, educational, and non-commercial use. Commercial inquiries or rights and permissions requests should be directed to the individual publisher as copyright holder.

---

BioOne is an innovative nonprofit that sees sustainable scholarly publishing as an inherently collaborative enterprise connecting authors, nonprofit publishers, academic institutions, research libraries, and research funders in the common goal of maximizing access to critical research.

## SURVEY FOR POTENTIAL INSECT BIOLOGICAL CONTROL AGENTS OF *LIGUSTRUM SINENSE* (SCROPHULARIALES: OLEACEAE) IN CHINA

YAN-ZHUO ZHANG<sup>1</sup>, JAMES L. HANULA<sup>2\*</sup> AND JIANG-HUA SUN<sup>1</sup>

<sup>1</sup>State Key Laboratory of Integrated Management of Pest Insects & Rodents, Institute of Zoology, Chinese Academy of Sciences, Beijing 100101, P.R. China

<sup>2</sup>USDA Forest Service, Southern Research Station, 320 Green St., Athens, GA 30602-2044, USA

\*Corresponding author

### ABSTRACT

A systematic survey of Chinese privet foliage, stems, seeds, and roots for associated phytophagous insects was conducted in China during 2005 and 2006 in order to establish basic information about the insect communities that Chinese privet harbors and to evaluate the abundance and damage caused by these insects. A total of 170 phytophagous insect species in 48 families and 5 orders were collected from Chinese privet in China. The insects belong to 4 feeding guilds: foliage, sap, stem, and root feeders. The impact of foliage feeders varied by site and over time. The mean percent defoliation of Chinese privet over all sites and years was  $20.5 \pm 8.2\%$ , but ranged as high as 48%.

Key Words: Chinese privet, biological control, invasive species, exotic species

### RESUMEN

Se realizó un sondeo sistemático de los insectos fitófagos asociados con el follaje, ramas, semillas y raíces de Cabo chino *Ligustrum sinense* en China durante 2005 y 2006 para establecer información básica sobre las comunidades de insectos que usan *L. sinense* como un refugio y a la vez para evaluar la abundancia y daño causado por estos mismos. Un total de 170 especies de insectos consumidores en 48 familias y 5 órdenes fueron recolectada de *L. sinense* en China, que pertenecen a 4 grupos de consumidores: los que se alimentan sobre el follaje, savia, tallo y raíces. El impacto de los consumidores de follaje varía según el sitio y la época. El promedio del porcentaje de defoliación de *L. sinense* en todos los sitios y años estudiados fue de  $20.5 \pm 8.2\%$ , pero se observó rangos altos hasta de un 48%.

Chinese privet, *Ligustrum sinense* Lour., is an invasive exotic weed in the United States where it is a perennial, semi-evergreen shrub or small tree that grows to 10 m in height. This species is of great concern in the southeastern United States (Faulkner et al. 1989; Stone 1997), but it ranges from Texas to Florida, and as far north as the New England states (The Nature Conservancy 2004; University of Connecticut 2004). In addition, it has been introduced into Puerto Rico and Oregon (USDA-NRCS 2002).

Chinese privet is native to China, Vietnam, and Laos (The Nature Conservancy 2004; Wu & Raven 2003). In China it is found in the provinces south of the Yangzi River (Qui et al. 1992). It can be found between 200 and 2600 m in elevation where it occurs in mixed forests, valleys, along streams, thickets, woods, and ravines (Wu & Raven 2003; Qui et al. 1992).

*Ligustrum sinense* has been studied in China for its chemical composition and the medicinal value of its bark and leaves (Ouyang & Zhou 2003; Ouyang 2003). It has never been recorded as a noxious weed in either agricultural or forest

settings. Chinese privet is grown nationwide as an ornamental hedge plant, for its berries used in brewing, and for oils extracted from seeds and used in soap making (Qui et al. 1992).

Chinese privet was introduced into the United States in 1852 (Coates 1965; Dirr 1990) as an ornamental shrub, for hedgerows (USDA-NRCS 2002), and sometimes as single specimens for its foliage and profusion of small white flowers (Dirr 1990; Wyman 1973). It is a forage plant for deer in the southeastern U.S. (Stromayer et al. 1998a; Stromayer et al. 1998b; The Nature Conservancy 2004). According to Small (1933), the species was escaping from cultivation in southern Louisiana by the 1930s. A survey of appropriate herbaria reveals collection records from Georgia as early as 1900. Based on herbarium records the species became naturalized and widespread in the southeast and eastern U.S. during the 1950s, 60s, and 70s (USDA-NRCS 2002).

Chinese privet is widely believed to drastically reduce native plant biodiversity because of its ability to shade out native vegetations (USDI Fish and Wildlife Service 1992; Merriam & Feil 2002)

and form dense, monospecific stands that dominate the forest understory (Dirr 1990). Recent surveys in the southeastern United States show Chinese privet completely covers 0.9 million acres and colonies of varying densities can be found on another 17.6 million acres (Rudis et al. 2006). In 1998, the U.S. Department of Agriculture listed privet as one of 14 species with the potential to adversely affect management objectives in North Carolina's National Forests. Similarly, the Florida Exotic Pest Plant Council lists Chinese privet as a Category 1 invasive species (FLEPPC 2007). More recently, The Nature Conservancy ranked Chinese privet as having high potential to disrupt the ecological balance (NatureServe 2006).

In addition to privet's impact on natural landscapes, it can be directly harmful to humans. The flower of Chinese privet is toxic to humans causing symptoms such as nausea, headache, abdominal pain, vomiting, diarrhea, weakness, and low blood pressure and body temperature (USDA-NRCS 2002). Where Chinese privet occurs in abundance, floral odors may cause respiratory irritation (Westbrooks & Preacher 1986).

Repeated mowing and cutting will control the spread of *L. sinense*, but may not eradicate it (Tennessee Exotic Pest Plants Council 1996). Although modern herbicides, including glyphosate, effectively kill privet (Tennessee Exotic Pest Plants Council 1996; The Nature Conservancy 2004; Madden & Swarbrick 1990; Harrington & Miller 2005), environmental concerns will limit use of herbicides on public land or in sensitive areas. Faulkner et al. (1989) reported that in experimental trials of prescribed burning, there was no significant difference in the abundance of *Ligustrum sinense* in burned vs. unburned plots.

Plants unimportant in their native habitat may reach damaging levels when released from control by important natural enemies through introduction into new geographic areas (Van Driesche & Bellows 1996). This suggests that exploration for Chinese privet natural enemies in China might detect species suitable for use in a classical biological control program in the U.S. Chinese privet is considered a good candidate for classical biological control because it has no known biological control agents capable of lowering its pest status in North America (The Nature Conservancy 2004), and no native *Ligustrum* spp. occur there. Johnson & Lyon (1991) list at least 27 species of insects or mites that feed on *Ligustrum* spp. in the United States, however, none suppress populations of this plant in forests. In contrast, based on published records, China appears to have a rich complex of natural enemies that attack *Ligustrum* spp. (Zheng et al. 2004) and the potential for finding a biological control agent is high. However, little is known about their relative abundance and impact on their host plant. Therefore, a cooperative program was initiated in 2005 to survey for natural

enemies of Chinese privet in China, with the goal of finding potential biocontrol agents. Here we report results of systematic surveys conducted in 2005 and 2006, and provide a list of the phytophagous insects found. We provide basic information about the insect community on Chinese privet in China and identify species that may have potential as biological control agents in the US. Preliminary information on impacts of different feeding guilds on Chinese privet in China is also reported.

## MATERIALS AND METHODS

### Survey Sites

Our surveys focused primarily on 6 sites in Huangshan city (118.16, 29.43, elevation approximately 200m) in Anhui Province, China, because the climate-matching program Climex (Hearne Scientific Software, Melbourne, Australia) indicated that this was the province most similar in climate to the southeastern United States (Sun et al. 2006). The seventh site was established in Guiyang (Huaxi, 106.40, 26.25, elevation approximately 1096 m), Guizhou Province, which is another area where Chinese privet is prevalent in China, but it is much further south and warmer than the Anhui sites.

In order to collect the most natural enemies of privet, our survey sites were selected to include habitats varying from natural areas to semi-natural and planted sites. These were as follows:

(1) Pure natural sites included 1 site in Lingnan adjacent to the Jiulong Natural resource conservation area in Xiuning County in the most southern region of Anhui Province; a second site on an unnamed island in the suburb of Huangshan city; and a third site in Guiyang. Chinese privet in these 3 sites grew naturally mixed with many other plant species and most grew relatively tall (over 3 m).

(2) Semi-natural sites included 1 site in Zhanchuan, a small town south of Huangshan city, and a second site at the Institute of Forestry (IOF) located in the north of Huangshan city. Chinese privet plants in these sites grew semi-naturally but were near agricultural lands where they were more likely to be disturbed by local residents.

(3) Planted sites included 1 site in She County east of Huangshan city. The other site was in the center of Huangshan city. Chinese privets in these sites were abundant and planted as ornamental shrubs along roads. All plants were small periodically pruned shrubs less than 1.5 m tall.

### Systematic Sampling

At each site, 10 Chinese privet plants were randomly selected for sampling, marked with stakes and surrounded by a circle of colored tape and a sign to prevent human disturbance and for

ease of relocation. Privet plants in Zhanchuan, IOF and She county in Anhui Province were surveyed from May to Aug, 2005 and from Apr to Oct, 2006. Privet on the island near Huangshan city was sample from Jun to Aug 2005 when sampling was discontinued because it was cleared for development. Privet in Lingnan, Huangshan city, and Guiyang were surveyed for 1 year from Apr to Sep 2006. At all sites, surveys were conducted at 10-day intervals during the survey periods. Collection of insects feeding on Chinese privet was accomplished by hand-picking, aspirating, and sweep-netting each sample plant 30 times. In some cases, cages were placed over branches to capture insects as they emerged. When immature insects were found, they were collected in a plastic bag together with the plant part on which they were feeding and returned to our lab to be reared to the adult stage to confirm the species.

Most insect species were identified by Professor Yang Chuncai (Anhui Agricultural University). Some Chrysomelidae were identified by Professor Wang Shuyong (Institute of Zoology, Chinese Academy of Sciences [CAS]), some Lepidoptera larvae were identified by Professor Wang Linyao (Institute of Zoology, CAS), and some Homoptera were identified by Professor Liang Aiping (Institute of Zoology, CAS). *Pseudaulacaspis pentagona* (Targioni-Tozzetti) was identified by Professor Xie Yingping (Shanxi University). Others were sent to the Zoological Museum of the Institute of Zoology, CAS, where they were distributed to appropriate taxonomists for identification. All phytophagous insects were evaluated based on their frequency of occurrence on Chinese privet, stage of development, and collecting site. Information on insect host range was obtained from the references "*Economic Insect Fauna of China*", edited by the Editorial Committee of Fauna Sinica, Academia Sinica (Chou et al. 1985; Ge 1966; Tan et al. 1985; Yu et al. 1996; Liu 1963; Liu & Bai 1977; Wang 1980; Zhang 1985; Zhang 1995; Zhao & Chen 1980).

#### Foliage Damage

Defoliation rate was estimated by averaging defoliation of 120 leaves per plant. Samples consisted of 10 leaves randomly selected from 3 layers (high, middle, and lower layer) and 4 cardinal directions (east, south, west, and north) in each layer, for a total of 12 sampling locations on each plant. Defoliation was estimated by placing leaves on transparent graph paper with a 1-mm<sup>2</sup> grid and measuring total leaf area and leaf area removed.

#### Stem Damage

Altogether, 900 plants of Chinese privet were investigated for signs of insect feeding within stems, oviposition, and damage at all survey sites. Stem damage was described by attributes, includ-

ing physical shape, the distance of the damage from the ground, the diameter of stem with boring hole and so on.

#### Root and Seed Damage

Fifty roots were dug from randomly selected sample sites and examined for root damage. Adult insects found feeding on roots were collected for identification and larvae were returned to the laboratory with pieces of root for rearing to the adult stage. In order to detect insects feeding in seed, 500 immature seeds were collected randomly from survey sites and half were dissected in the laboratory. Also, 200 panicles with 25 to 58 mature seeds per panicle plus the remaining immature seeds were collected and placed in glass containers with fine gauze lids in order to collect adult seed-feeders emerging from them.

### RESULTS

The phytophagous insects associated with Chinese privet in China are listed in Table 1. In all, 170 species in 5 orders and 48 families were collected from Chinese privet in Anhui and Guizhou Province from 2005 to 2006. Insects were found in 4 different feeding guilds: foliage, sap, stem, and root feeders. Among them, 95.9% of insects were collected from privet leaves, 1 species was found feeding in stems and 6 species were root feeders. In contrast, only 27 species of insects feed on *Ligustrum* spp. in the U.S. Table 1 also includes an estimate of host range for each insect based on published reports.

#### Foliage-feeding Insects

Among the foliage-feeding insects in China, *Argopistes tsekooni* (Coleoptera: Chrysomelidae), *Leptoypha hospita* (Hemiptera: Tingidae) and an unidentified sawfly appeared to have the greatest impact on the plant. The extent of defoliation varied among sites, seasons and years (Figs. 1 and 2). In Zhanchuan, defoliation remained relatively constant throughout the sampling period fluctuating only slightly from 20% to 28% (Fig. 1A). Defoliation was highest at the She county site, averaging over 50% in late Jul 2005 (Fig. 1B). At the IOF site, defoliation ranged from about 15% in early May to about 27% in mid-Aug 2005. Defoliation in 2006 was generally higher at the IOF site, averaging about 34% for the year (Fig. 1C). Guiyang, a natural area, had the lowest defoliation of all sites averaging 1.6% in 2006 (Fig. 2). Lingnan had an average defoliation of 16% for 2006. Defoliation at this site ranged from a high of about 16% in late Apr to a low of less than 5% in Sep. Defoliation at the Huangshan city site, a site consisting of planted privet, generally declined over the season from a high of ca. 30% in

TABLE 1. PHYTOPHAGOUS INSECTS COLLECTED FROM CHINESE PRIVET IN CHINA DURING 2005 AND 2006 WITH NOTES ON RELATIVE ABUNDANCE, STAGE OF DEVELOPMENT OBSERVED, METHOD OF CONFIRMATION OF *L. SINENSE* AS A HOST, PLANT PART ATTACKED, AND HOST RANGE.

Order/Family	Species	Relative frequency <sup>a</sup>	Stage found <sup>b</sup>	Host confirmation <sup>c</sup>	Feeding guild	Host range <sup>d</sup>
<b>Lepidoptera</b>						
Hepialidae	<i>Phassus excrescens</i> Butler	C	L	√	Stem	Po
Pyralidae	<i>Diaphania nigropunctalis</i> (Bremer)	C	L,A	√	Foliage	Ol
	<i>Cnaphalocrocis medinalis</i> (Güenée)	R	L	○	Foliage	Po
	<i>Parapoynx diminutalis</i> Snellen	R	A	○	Foliage	Po
	<i>Parapoynx vittalis</i> (Bremer)	R	A	○	Foliage	Po
	<i>Ostrinia furnacalis</i> (Güenée)	R	A	○	Foliage	Unknown
	<i>Diaphania indica</i> (Saunders)	R	A	○	Foliage	Po
	<i>Pycnarmon cribrata</i> (Fabricius)	R	A	√	Foliage	Po
	<i>Hymenia recurvalis</i> (Fabricius)	R	A	○	Foliage	Po
	<i>Maruca testulais</i> Geyer	R	A	○	Foliage	Po
	<i>Palpita inustata</i> (Butler)	R	A	√	Foliage	Unknown
	<i>Endotricha theonalis</i> (Walker)	R	A	√	Foliage	Unknown
	<i>Diaphania perspectalis</i> (Walker)	R	A	√	Foliage	Po
	<i>Tryporyza incetulas</i> (Walker)	R	A	○	Foliage	Po
	<i>Atrijuglans hitauhei</i> Yang	R	A	○	Foliage	Po
	<i>Scythris sinensis</i> Felder et Rogenhofer	R	A	○	Foliage	Po
Heliodinidae	<i>Brahmaea ledereri</i> Rogenhofer	O	L,A	√	Foliage	Ol
Scythridae	<i>Psilogramma menephron</i> (Cramer)	O	L	√	Foliage	Po
Brahmaeidae	<i>Telphusa</i> sp.	R	A	○	Foliage	Unknown
Gelechiidae	<i>Pseudaletia separata</i> (Walker)	R	L	○	Foliage	Po
	<i>Pangrapta cana</i> Leech	O	L,A	√	Foliage	Unknown
Noctuidae	<i>Helicoverpa assulta</i> (Güenée)	R	A	○	Foliage	Po
	<i>Ericeia fraterna</i> (Moore)	R	L	○	Foliage	Unknown
	<i>Nyctemera adversata</i> (Schaller)	R	L	○	Foliage	Po
	<i>Spilarctia subcarnea</i> (Walker)	O	L,A	√	Foliage	Po
	<i>Cretonotus transiens</i> (Walker)	R	A	○	Foliage	Po
	<i>Amsacta lactinea</i> (Cramer)	C	L,A	√	Foliage	Po
	<i>Mitochrista aberrans</i> Butler	R	A	○	Foliage	Unknown
	<i>Cyana</i> sp.	R	A	○	Foliage	Unknown
	<i>Asura</i> sp.	R	A	○	Foliage	Unknown
	<i>Cryptothoelea variegata</i> Snellen	C	L	√	Foliage	Po
Psychidae	<i>Scopula caricaria</i> Reutti	R	L	√	Foliage	Unknown
Geometridae	<i>Pernicia luridaria</i> (Leech)	R	A	√	Foliage	Unknown
	<i>Naxa (Psilonaxa) seriaria</i> Motschulsky	O	L,A	√	Foliage	Ol
	<i>Gelasma illiturlata</i> Walker	R	A	○	Foliage	Po
	<i>Comostola subtiliaria</i> (Bremer)	R	A	○	Foliage	Unknown
	<i>Archips seminubilis</i> (Meyrick)	R	A	○	Foliage	Unknown
Tortricidae	<i>Grapholitha delineaana</i> Walker	R	A	○	Foliage	Po
<b>Hemiptera</b>						
Tingidae	<i>Leptoypha hospita</i> Drake et Poor	C	N,A	√	Sap	Ol
Pentatomidae	<i>Nezara viridula</i> (Linnaeus)	O	A	○	Sap	Po
	<i>Menida</i> sp.	C	A	√	Sap	Unknown
	<i>Eysarcoris</i> sp.	O	A	√	Sap	Unknown
	<i>Pentatoma</i> sp.	R	A	√	Sap	Unknown
	<i>Homoeocerus</i> sp.	O	N,A	√	Sap	Unknown
	<i>Erthesina fullo</i> (Thunberg)	R	A	√	Sap	Po
	<i>Palomena angulosa</i> Motschulsky	R	A	√	Sap	Po
	<i>Carbula obtusangula</i> Reuter	R	A	√	Sap	Po
	<i>Riptortus pedestris</i> (Fabricius)	O	A	√	Sap	Po
	<i>Cletus punctiger</i> Dallas	R	A	√	Sap	Po
Coreidae	<i>Riptortus pedestris</i> (Fabricius)	R	A	√	Sap	Po
Urostylidae	<i>Urochela distincta</i> Distant	O	A	□	Sap	Po

<sup>a</sup>R, rare, taken at a few sites, usually in small numbers; O, occasionally collected at sites; C, common, taken at most sites.

<sup>b</sup>L, larva; A, adult; N, nymph.

<sup>c</sup>“√”observed feeding on privet, “□”collected from Chinese privet and recorded as privet feeder in literature, “○”collected from Chinese privet, but not directly observed or recorded in literature as feeding on privet.

<sup>d</sup>Po, Polyphagous, feeds on plants from other families; Ol, Oligophagous, feeds mainly on Oleaceae; Mo, Monophagous on Chinese privet.

TABLE 1. (CONTINUED) PHYTOPHAGOUS INSECTS COLLECTED FROM CHINESE PRIVET IN CHINA DURING 2005 AND 2006 WITH NOTES ON RELATIVE ABUNDANCE, STAGE OF DEVELOPMENT OBSERVED, METHOD OF CONFIRMATION OF *L. SINENSE* AS A HOST, PLANT PART ATTACKED, AND HOST RANGE.

Order/Family	Species	Relative frequency <sup>a</sup>	Stage found <sup>b</sup>	Host confirmation <sup>c</sup>	Feeding guild	Host range <sup>d</sup>
Plataspidae	<i>Megacopta cribraria</i> (Fabricius)	R	A	○	Sap	Po
Miridae	<i>Halticus minutus</i> Reuter	O	A	○	Sap	Po
	<i>Adelphocoris fasicollis</i> Reuter	R	A	√	Sap	Po
Scutelleridae	<i>Hyperoncus lateritius</i> Westwood	R	A	√	Sap	Po
Lygaeidae	<i>Nysius ericae</i> (Schilling)	R	A	○	Sap	Po
Homoptera						
Cicadellidae	<i>Cicadella viridis</i> (Linnaeus)	O	N,A	○	Sap	Po
Cercopidae	<i>Clovio bipunctata</i> (Kirby)	R	N,A	√	Sap	Po
	<i>Abidama contigua</i> Walker	O	N,A	○	Sap	Unknown
Membracidae	<i>Tricentrus</i> sp.	R	A	○	Sap	Unknown
Aphrophoridae	<i>Aphrophota</i> sp.	C	N,A	√	Sap	Unknown
Flatidae	<i>Geisha</i> sp.	O	A	√	Sap	Unknown
	<i>Salurnis marginella</i> Guérin	C	A	√	Sap	Po
	<i>Lawana</i> sp.	O	A	√	Sap	Unknown
Ricaniidae	<i>Pochazia</i> sp.	R	A	√	Sap	Unknown
	<i>Euricania ocellus</i> Walker	C	A	○	Sap	Po
	<i>Pochazia guttifera</i> Walker	C	A	○	Sap	Po
Issidae	<i>Sivaloka</i> sp.	O	A	○	Sap	Unknown
Diaspididae	<i>Pseudaulacaspis pentagona</i> (Targioni-Tozzetti)	C	N,A	√	Sap	Po
Coleoptera						
Chrysomelidae	<i>Argopistes tsekooni</i> Chen	C	L,A	√	Foliage	Ol
	<i>Longitarsus bimaculatus</i> ? Baly?	C	A	√	Foliage	Unknown
	<i>Psylliodes punctifrons</i> Baly	O	A	○	Foliage	Po
	<i>Pseudodera xanthospila</i> Baly	O	A	√	Foliage	Po
	<i>Argopus balyi</i> Harold	O	A	√	Foliage	Ol
	<i>Manobidia nipponica</i> ChujiG	R	A	○	Foliage	Unknown
	<i>Altica viridicyanea</i> Baly	R	A	○	Foliage	Po
	<i>Psylliodes</i> sp.	R	A	○	Foliage	Unknown
	<i>Aphthonomorpha collaris</i> (Baly)	R	A	○	Foliage	Po
	<i>Aphthona varipes</i> Jacoby	R	A	○	Foliage	Po
	<i>Aphthona strigosa</i> Baly	R	A	○	Foliage	Po
	<i>Longitarsus dorsopictus</i> Chen	R	A	○	Foliage	Po
	<i>Longitarsus lohita</i> Maulik	R	A	○	Foliage	Po
	<i>Hemipyxis plagideroides</i> (Motschulsky)	R	A	○	Foliage	Po
	<i>Monolepta hieroglyphica</i> (Motschulsky)	R	A	√	Foliage	Po
	<i>Cryptocephalus</i> sp.	R	A	√	Foliage	Unknown
	<i>Basiprionota bisignata</i> (Boheman)	R	A	√	Foliage	Po
	<i>Ambrostoma quadrimpressum</i> (Motschulsky)	R	A	○	Foliage	Po
	<i>Paleosepharia lequidambra</i> Gressitt & Kimoto	R	A	○	Foliage	Po
	<i>Acrothinium gaschkevitschii</i> (Motschulsky)	R	A	√	Foliage	Po
	<i>Mimastra soreli</i> Baly	R	A	○	Foliage	Po
	<i>Plagioderma versicolora</i> Laicharting	R	A	√	Foliage	Unknown
	<i>Phaedon brassicae</i> Baly	R	A	○	Foliage	Po
	<i>Euliroetis ornata</i> (Baly)	R	A	○	Foliage	Po
	<i>Monolepta selmani</i> Gressitt et Kimoto	R	A	○	Foliage	Unknown
	<i>Coenobius longicornis</i> Chfi ja	R	A	○	Foliage	Po
	<i>Adiscus variabilis</i> (Jacoby)	R	A	○	Foliage	Unknown
	<i>Adiscus exilis</i> (Weise)	R	A	○	Foliage	Unknown
	<i>Colaspoides</i> sp.	R	A	○	Foliage	Unknown
	<i>Oomorphoides yaosanicus</i> (Chen)	R	A	○	Foliage	Po
	<i>Agetocera</i> spp.	R	A	○	Foliage	Unknown
	<i>Gastrolinoides japonica</i> Harold	R	A	○	Foliage	Unknown
	<i>Basilepta ruficollis</i> Jacoby	R	A	○	Foliage	Po

<sup>a</sup>R, rare, taken at a few sites, usually in small numbers; O, occasionally collected at sites; C, common, taken at most sites.  
<sup>b</sup>L, larva; A, adult; N, nymph.  
<sup>c</sup>“√”observed feeding on privet, “□”collected from Chinese privet and recorded as privet feeder in literature, “○”collected from Chinese privet, but not directly observed or recorded in literature as feeding on privet.  
<sup>d</sup>Po, Polyphagous, feeds on plants from other families; Ol, Oligophagous, feeds mainly on Oleaceae; Mo, Monophagous on Chinese privet.

TABLE 1. (CONTINUED) PHYTOPHAGOUS INSECTS COLLECTED FROM CHINESE PRIVET IN CHINA DURING 2005 AND 2006 WITH NOTES ON RELATIVE ABUNDANCE, STAGE OF DEVELOPMENT OBSERVED, METHOD OF CONFIRMATION OF *L. SINENSE* AS A HOST, PLANT PART ATTACKED, AND HOST RANGE.

Order/Family	Species	Relative frequency <sup>a</sup>	Stage found <sup>b</sup>	Host confirmation <sup>c</sup>	Feeding guild	Host range <sup>d</sup>
Criceridae	<i>Stenoluprus cyaneus</i> Baly	R	A	○	Foliage	Unknown
	<i>Colaphellus bowringii</i> Baly	R	A	○	Foliage	Po
	<i>Phaedon brassicae</i> Baly	R	A	○	Foliage	Po
	<i>Plagiodera versicolora</i> (Laicharting)	O	A	○	Foliage	Po
	<i>Dercefinia flavocincta</i> (Hope)	R	A	○	Foliage	Unknown
	<i>Gallerucida ornatipemmis</i> (Duvivier)	R	A	○	Foliage	Unknown
	<i>Cleoporus variabilis</i> (Baly)	R	A	○	Foliage	Unknown
	<i>Eutettix apricus</i> Melichar	R	A	○	Foliage	Po
	<i>Adiscus grandipalpus</i> Tan	R	A	○	Foliage	Unknown
	<i>Melixanthus pيلي</i> (Pic)	R	A	○	Foliage	Unknown
	<i>Smaragdina aurita hammarstraemi</i> (Jacobson)	R	A	√	Foliage	Po
	<i>Aulacophora lewisii</i> Baly	R	A	○	Foliage	Po
	<i>Paridea biplagiata</i> (Fairmaire)	R	A	○	Foliage	Po
	<i>Temnaspis nankinea</i> (Pic)	R	A	√	Foliage	Ol
	<i>Lilioceris maai</i> Gressitt and Kimoto	R	A	○	Foliage	Po
	<i>Lilioceris impressa</i> (Fabricius)	R	A	√	Foliage	Po
	<i>Lilioceris minima</i> (Pic)	R	A	√	Foliage	Po
	<i>Lema (Lema) scutellaris</i> (Kraatz)	R	A	√	Foliage	Po
	<i>Lema(Lema) concinnipennis</i> Baly	R	A	○	Foliage	Po
	<i>Lilioceris rugata</i> (Baly)	R	A	○	Foliage	Po
Curculionidae	<i>Lilioceris scapularis</i> (Baly)	R	A	○	Foliage	Unknown
	<i>Sympiezomias velatus</i> (Chevrolat)	O	A	√	Foliage	Po
	<i>Sympiezomias</i> spp.	O	A	√	Foliage	Unknown
	<i>Euops</i> sp.	R	A	√	Foliage	Unknown
	<i>Apoderus geniculatus</i> Jekel	R	A	√	Foliage	Po
	<i>Alcidodes sauteri</i> (Heller)	O	A	√	Foliage	Unknown
	<i>Myloцерinus aurolineatus</i> Voss	R	A	√	Foliage	Po
	<i>Anthonomus bisignifer</i> Schenkling	R	A	√	Foliage	Unknown
	<i>Callosobruchus chinensis</i> (Linnaeus)	R	A	○	Foliage	Po
	<i>Myloцерinus ochrolineatus</i> Voss	R	A	√	Foliage	Unknown
Meloidae	<i>Zonitis japonica</i> Pic	O	A	○	Foliage	Unknown
Hispidae	<i>Lytta caraganae</i> Pallas	O	A	○	Foliage	Unknown
	<i>Cassida japana</i> Baly	R	A	√	Foliage	Unknown
Eumolpidae	<i>Laccoptera quadrimaculata</i> (Thunberg)	R	A	√	Foliage	Po
	<i>Thlaspidia biramosa</i> Boheman	R	A	√	Foliage	Po
	<i>Cassida piperata</i> Hope	R	A	√	Foliage	Po
Coccinellidae	<i>Smaragdina nigrifrons</i> (Hope)	R	A	√	Foliage	Po
Scarabaeidae	<i>Henosepilachna vigintioctopunctata</i> (Fabricius)	O	A	√	Foliage	Po
	<i>Epilachna freyana</i> Beilawski	C	A	√	Foliage	Po
	<i>Epilachna quadricollis</i> (Dieke)	C	A	√	Foliage	Mo
Cetoniidae	<i>Holotrichia parallela</i> Motschulsky	C	A	√	Root	Po
	<i>Protaetia (Calo) aerata</i> (Erichson)	R	A	√	Foliage	Po
	<i>Protaetia brevitarsis</i> Lewis	R	A	√	Foliage	Po
Rutelidae	<i>Oxycetonia bealiae</i> (Gory et Percheron)	R	A	√	Foliage	Unknown
	<i>Pseudodicerus nigrocyaneus</i> (Bourgoin)	R	A	√	Foliage	Unknown
	<i>Rhomborrhina unicolor</i> Motschulsky	R	A	√	Foliage	Unknown
	<i>Oxycetonia jucunda</i> Faldermann	R	A	√	Foliage	Po
	<i>Anomala corpulenta</i> Motschulsky	R	A	√	Foliage	Po
Oedemeridae	<i>Anomala olivea</i> Lin	R	A	√	Foliage	Unknown
	<i>Adoretus sinicus</i> Burmeister	R	A	√	Foliage	Unknown
	<i>Hoplia communis</i> Waterhouse	O	L,A	√	Root	Po
Tenebrionidae	<i>Xanthochroa hilleri</i> Harold	R	A	○	Foliage	Unknown
Nitidulidae	<i>Gonocephalum pubiferum</i> Reitter	R	N	○	Root	Po
	<i>Librodor japonicus</i> Motschulsky	R	A	√	Foliage	Unknown

<sup>a</sup>R, rare, taken at a few sites, usually in small numbers; O, occasionally collected at sites; C, common, taken at most sites.

<sup>b</sup>L, larva; A, adult; N, nymph.

<sup>c</sup>“√”observed feeding on privet, “□”collected from Chinese privet and recorded as privet feeder in literature, “○”collected from Chinese privet, but not directly observed or recorded in literature as feeding on privet.

<sup>d</sup>Po, Polyphagous, feeds on plants from other families; Ol, Oligophagous, feeds mainly on Oleaceae; Mo, Monophagous on Chinese privet.

TABLE 1. (CONTINUED) PHYTOPHAGOUS INSECTS COLLECTED FROM CHINESE PRIVET IN CHINA DURING 2005 AND 2006 WITH NOTES ON RELATIVE ABUNDANCE, STAGE OF DEVELOPMENT OBSERVED, METHOD OF CONFIRMATION OF *L. SINENSE* AS A HOST, PLANT PART ATTACKED, AND HOST RANGE.

Order/Family	Species	Relative frequency <sup>a</sup>	Stage found <sup>b</sup>	Host confirmation <sup>c</sup>	Feeding guild	Host range <sup>d</sup>
Elateridae	<i>Pleonomus canaliculatus</i> Faldermann	R	A	√	Root	Po
	<i>Agriotes subrittatus</i> Motschulsky	R	A	√	Root	Po
	<i>Sarpedon atratus</i> Fleutiaux	R	A	√	Root	Unknown
Languriidae	<i>Anadastus analis</i> Fairmaire	R	A	○	Foliage	Unknown
Lagriidae	<i>Lagria nigricollis</i> Hope	R	A	○	Foliage	Unknown
Cantharidae	<i>Cantharis violaceipemis</i> Gorh	O	A	○	Foliage	Unknown
	<i>Cantharis</i> sp.	R	A	○	Foliage	Unknown
Buprestidae	<i>Agrilus</i> spp.	R	A	√	Foliage	Po
Orthoptera						
Catantopidae	<i>Oxya intricata</i> (Stal)	O	N,A	○	Foliage	Po
	<i>Xenocatantops brachycerus</i> (Will)	O	N,A	○	Foliage	Po
Tettigoniidae	<i>Prohimerta (Anisotima) guizhouensis</i> Gorochov & Kang	O	N,A	○	Foliage	Po
	<i>Mirollia formosana</i> Shiraki	R	N,A	○	Foliage	Po
	<i>Hexacentrus unicolor</i> Serville	R	N,A	○	Foliage	Po
	<i>Kuzicus (Kuzicus) suzukii</i> Matsumura & Shiraki	R	N,A	○	Foliage	Po

<sup>a</sup>R, rare, taken at a few sites, usually in small numbers; O, occasionally collected at sites; C, common, taken at most sites.  
<sup>b</sup>L, larva; A, adult; N, nymph.  
<sup>c</sup>“√”observed feeding on privet, “□”collected from Chinese privet and recorded as privet feeder in literature, “○”collected from Chinese privet, but not directly observed or recorded in literature as feeding on privet.  
<sup>d</sup>Po, Polyphagous, feeds on plants from other families; Ol, Oligophagous, feeds mainly on Oleaceae; Mo, Monophagous on Chinese privet.

mid-May to a low of ca. 8% in early Oct. A natural site on a nearby island had a defoliation rate of about 30% as well (Fig. 3), suggesting that defoliation was similar in an area regardless of site condition. The mean percent defoliation for Chinese privet per year among all sites and all years of study was 20.5 ± 8.2%.

Stem Damage

*Phassus excrescens* (Lepidoptera: Hepialoidae) was the only stem borer found feeding on Chinese privet in our survey where 5.3% (48 of 900 privets) of the plants were damaged by it. Larvae of the insect were collected from trunks of Chinese privet where they bored in the xylem causing galls. While feeding, they created an off white mass consisting of silk, excrement, and wood scraps that covered the entrance to the larval gallery. Borer entrance holes were 29.77±1.95cm (*n* = 48) from the ground and the average diameter of attacked stems was 2.27±0.72cm (*n* = 48).

Root and Seed Damage

Six species of insects were found feeding on roots of Chinese privet. All 6 fed on fine roots or the root surface. Observations of the above ground plant health gave no indication root-feeders were present. No seed-feeders were found in either immature or mature seeds.

DISCUSSION

In order to collect the most natural enemies of privet, survey sites were selected to include diverse habitats varying from natural areas to semi-natural and planted sites. Anhui province was selected as the primary survey area, because it was the best climatic match to the southeastern United States. Climatic matching is important for conventional biological control to insure the selected agents are adapted to the climate where they will be released (Andres et al. 1976; Harley & Forno 1992). Guizhou province was another important survey area because it is near the center of the range of Chinese privet in China.

Chinese privet is a common ornamental shrub but not a noxious weed in China, suggesting that natural enemies suppress populations. We found 170 phytophagous insect species on Chinese privet in China. Most were foliage-feeding insects despite phenolic compounds in privet leaves that likely provide some protection against damage from generalist herbivores (Swearingen et al. 2002). In the United States, Johnson & Lyon (1991) list at least 27 species of insects or mites that feed on *Ligustrum* spp., however, none suppress populations of this plant in forests. Most are not specialist on Chinese privet so it seems likely that the diverse and abundant insect fauna in China is important in regulating Chinese privet populations in its native habitat. Other factors

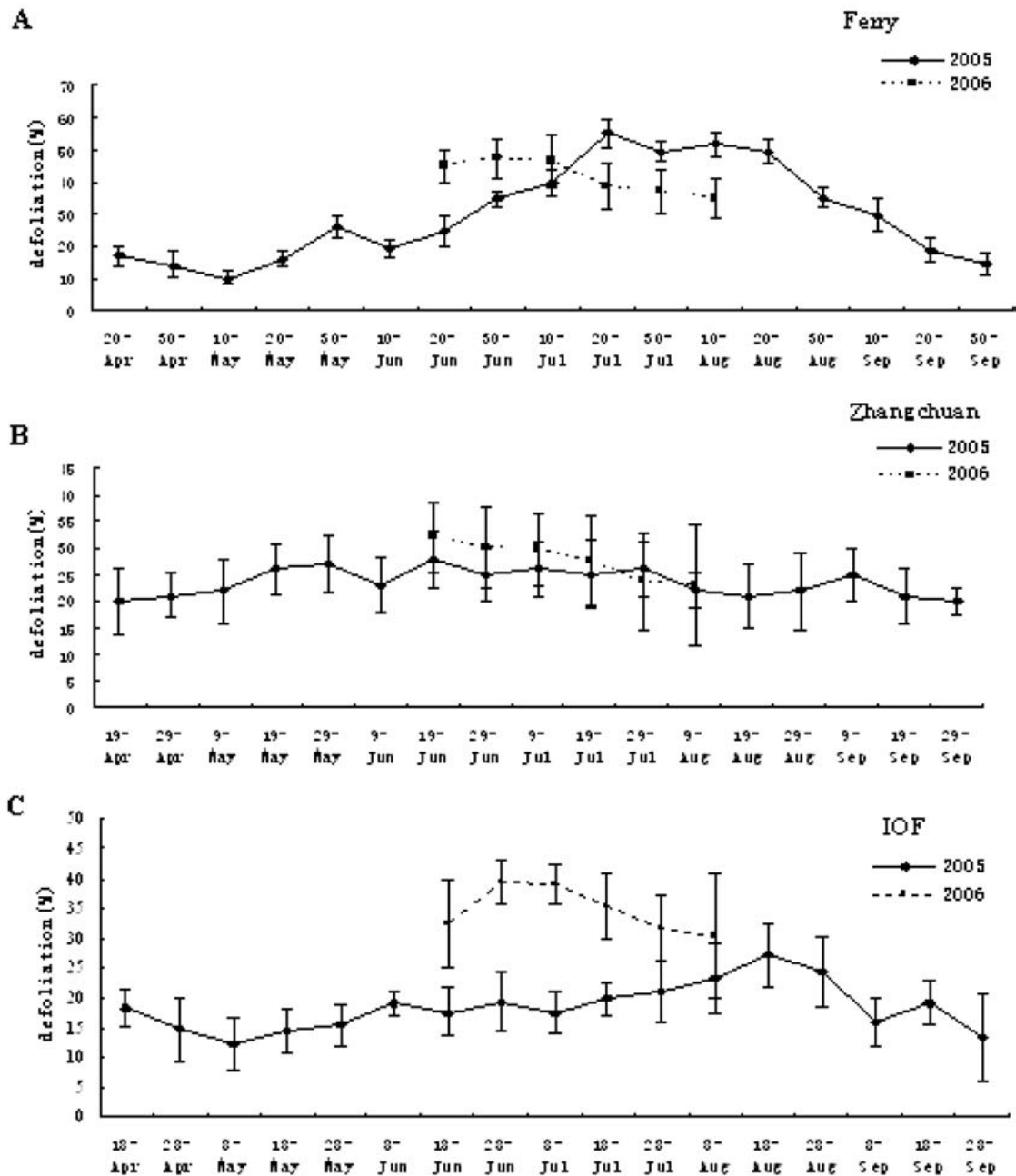


Fig. 1. Seasonal Chinese privet defoliation at: (A) Zhanchuan (a semi-natural site), (B) She County (a planted site), and (C) IOF (a semi-natural site) in Anhui Province. Means  $\pm$  SME are shown.

also may be involved such as disease organisms not include in this survey. Phytophagous insects were collected by hand picking or net sweeping. Most were determined as feeding on Chinese privet by observations made during surveys in the field and through the literature. However, other insects that were not privet feeders and

only occasionally rested on the plants were likely included in sweep net samples. To distinguish among them, we made notes in Table 1 showing which were confirmed as feeding on privet during our surveys ( $\surd$ ), were collected during our surveys and recorded as privet feeders in the literatures ( $\square$ ), or collected from Chinese privet, but were not

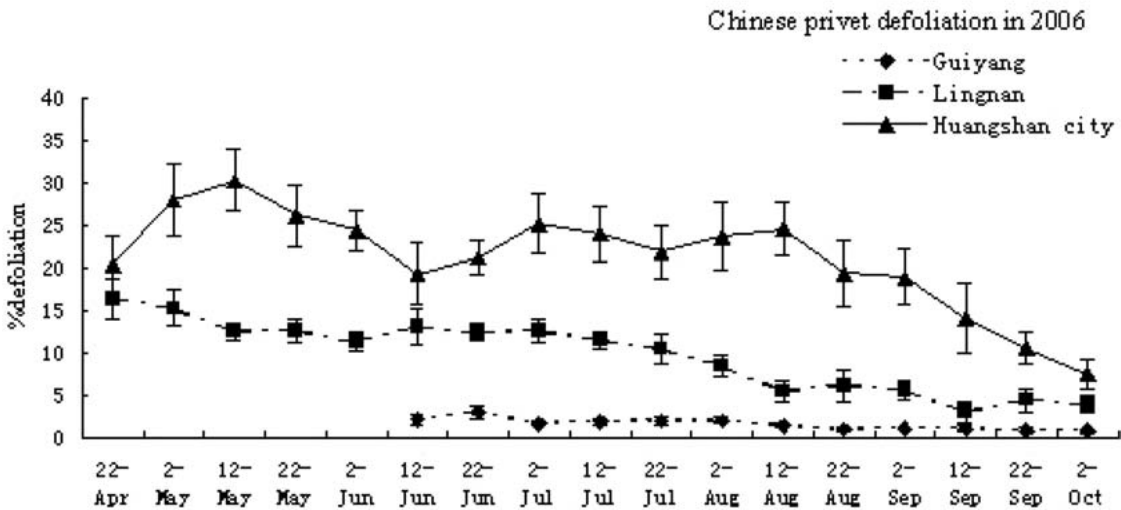


Fig. 2. Seasonal Chinese privet defoliation in 2006 in Guiyang, a natural site in Guizhou Province, Lingnan, a natural site in Anhui Province and Huangshan city, a planted site in Anhui Province. Means±SME are shown.

confirmed as privet feeders by personal observation or in the literature (○). We confirmed 81 feeding on privet by personal observation (Y. Z. Zhang), 88 were collected from privet and were reported in the literature as feeding on privet, and 1 species was collected but could not be confirmed by either method. Table 1 provides the most comprehensive listing of phytophagous insect feeding on Chinese privet to date.

When screening potential biological control agents for invasive weeds, their host range is one of the most important factors because only host specific agents will be considered for release to control invasive weeds. Polyphagous species were included in Table 1 to provide a complete listing with no attempt to differentiate good candidates for testing.

We included all insects found on privet, not just the most common ones, because some insects that are rare in their native country and suppressed by their own natural enemies are effec-

tive biological control agents when released from their own population regulating fauna.

Due to host specificity and the severe damage it caused on Chinese privet (Zhang et al., unpublished data), *A. tsekooni* may be the most promising biological control agent. It was apparent in our field surveys that defoliation rates were high when populations of *A. tsekooni* were large. Also, preliminary host specificity tests suggest its host range is restricted to *Ligustrum* spp. (Zhang et al. unpublished data). Examples of flea beetle as biological control agents of exotic weeds include *Altica carduorum* Guer. (Chrysomelidae: Coleoptera) on *Cirsium arvense* (L.) Scop. (Asteraceae) (Wan et al. 1996) and *Agasicles hygrophila* Selman et Vogt in China for control of *Alternanthera philoxeroides* (Mart.) Griseb., a global virulent weed from South America (Julien et al. 1995). *Argopistes tsekooni* feeds on most members of the genus *Ligustrum*. However, since no indigenous *Ligustrum* spp. occur in the U.S. and all *Ligustrum* spp. in the U.S. are listed as invasive weeds (Miller et al. 2004), *A. tsekooni* is a potential biological control that warrants further testing.

*Leptotypha hospita* could be another promising biocontrol agent because it has a limited host range in the Oleaceae (Li 2001) and often occurred in high numbers on Chinese privet in our sample areas. Likewise, the unidentified sawfly may also be an important defoliator. Thus far we have been unable to rear adults for identification so we cannot fully evaluate its potential for biological control. However, we have not observed it attacking other plant species during our field surveys.

Feeding by *P. excrescens* weakened the trunk resulting in breakage or, in some cases, the stems died as a result of girdling by the larvae. However,

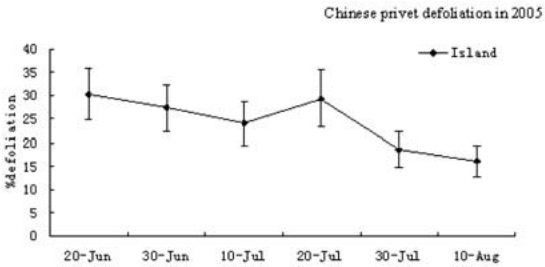


Fig. 3. Seasonal Chinese privet defoliation on an island natural site in Huangshan city in Anhui Province. Means ± SME are shown.

it has a broad host range and is considered an important pest of many plant species. Therefore, it is unlikely that it could be developed as a biological control agent.

Defoliation of privet varied widely among sites. The highest defoliation was recorded at the She County site which was a planted site. The lowest was on privet at the Guiyang site a natural area in Guizhou Province. That site was selected because it was near the center of the range of Chinese privet and, therefore, likely to have high number of phytophagous insects. We are uncertain why privet defoliation was low at this site but it may be the result of high numbers of defoliator natural enemies, or the more widely scattered and shaded privet population we sampled at that location. Defoliation of privet at the Lingnan site in Anhui Province, another natural area, was also relatively low compared with the She County site, or the Zhanchuan and IOF sites which we classified as semi-natural. The average 20% defoliation rate of *L. sinense* in China for all sites combined demonstrates that defoliating insects have a large impact on privet even when their own populations are being regulated by natural enemies. These results suggest that in the absence of natural enemies some of these insects may be effective biocontrol agents.

#### ACKNOWLEDGMENT

This research is part of an ongoing Sino-US Chinese privet biological control cooperative program funded by the USDA-Forest Service, Southern Research Station, Research Work Unit 4552, and the Natural National Science Foundation of China (30525009, 30621003). We are grateful to Ding Jianqing and Wei Wei for helpful comments on survey plan; Fang Fang, Li Li and Chen Yuhui for field assistance. We are also grateful to the many taxonomists who helped with identification of our specimens.

#### REFERENCES CITED

- ANDRES, L. A., C. J. DAVIS, P. HARRIS, AND A. J. WAP-SHIRE. 1976. Biological control of weeds, pp. 481-493 *In* C. B. Huffaker and P. S. Messenger [eds.], *Theory and Practice of Biological Control*. Academic Press, New York.
- CHOU, I., J. S. LU, J. HUANG, AND S. Z. WANG. 1985. Fasc. 36 Homoptera: Fulgoroidea. *In* Editorial Committee of Fauna Sinica, Academia Sinica [eds.], *Economic Insect Fauna of China*. Science Press, Beijing, China (in Chinese).
- COATES, A. M. 1965. *Garden Shrubs and Their Histories*. E. P. Dutton, New York, NY.
- DIRR, M. 1990. *Manual of Woody Landscape Plants: Their Identification, Ornamental Characteristics, Culture, Propagation, and Uses*. 4th Edition. Stipes Publishing Co., Champaign, IL. 826 pp.
- FAULKNER, J. L., E. E. C. CLEBSCH, AND W. L. SANDERS. 1989. Use of prescribed burning for managing natural and historic resources in Chickamauga and Chattanooga national military park, USA. *Environmental Management* 13: 603-612.
- FLEPPC. 2007. List of Florida's invasive plant species. *Wildland Weeds* 10: 13-16.
- GE, Z. L. 1966. Fasc. 10 Homoptera: Cicadellidae, *In* Editorial Committee of Fauna Sinica, Academia Sinica [eds.], *Economic Insect Fauna of China*. Science Press, Beijing, China (in Chinese).
- HARLEY, K. L. S., AND I. W. FORNO. 1992. *Biological Control of Weeds: A Handbook for Practitioners and Students*. Inkata Press, Melbourne, Australia.
- HARRINGTON, T., AND J. H. MILLER. 2005. Effects of application rate, timing and formulation of glyphosate and triclopyr for control of Chinese privet (*Ligustrum sinense*). *Weed Tech.* 19: 47-54.
- JOHNSON, W. T., AND H. H. LYON. 1991. *Insects That Feed on Trees and Shrubs*. Cornell University Press, Ithaca, NY. 560 pp.
- JULIEN, M. H., B. SKARRATT, AND G. F. MAYWALD. 1995. Potential geographical distribution of alligator weed and its biological control by *Agasicles hygrophila*. *J. Aquatic Plant Management* 33: 55-60.
- LI, C. R. 2001. A Revision of Chinese Tingidae with Studies on Some Morphological Characters (Insecta: Hemiptera). Ph. D. Thesis, NanKai University.
- LIU, C. L. 1963. Fasc. 5 Coleoptera: Coccinellidae, *In* Editorial Committee of Fauna Sinica, Academia Sinica [eds.], *Economic Insect Fauna of China*. Science Press, Beijing, China (in Chinese).
- LIU, Y. Q., AND J. W. BAI. 1977. Fasc. 11 Lepidoptera: Tortricidae, *In* Editorial Committee of Fauna Sinica, Academia Sinica [eds.], *Economic Insect Fauna of China*. Science Press, Beijing, China (in Chinese).
- MADDEN, J. E., AND J. T. SWARBRICK. 1990. Chemical control of *Ligustrum lucidum*. *Plant Protection Quarterly* 5: 145-147.
- MERRIAM, R. W., AND E. FEIL. 2002. The potential impact of an introduced shrub on native plant diversity and forest regeneration. *Biological Invasions* 4: 369-373.
- MILLER, J. H., E. B. CHAMBLISS AND C. T. BARGERON. 2004. Invasive Plants of the Thirteen Southern States. 2006. <<http://www.invasive.org/seeweeds.cfm>>.
- NATURESERVE. 2006. NatureServe Explorer: An Online Encyclopedia of Life [web application]. Version 6.1. NatureServe, Arlington, Virginia <<http://www.natureserve.org/explorer>>.
- OUYANG, M. A., AND J. N. ZHOU. 2003. Studies on the phenol glycoside constituents of *Ligustrum sinense*. *Guihai* 23: 276-278 (in Chinese).
- OUYANG, M. A. 2003. Studies on lignans and flavonoid glycosides of *Ligustrum sinense*. *Chinese Traditional and Herbal Drugs* 34: 196-199 (in Chinese).
- QUI, L. Q., B. M. MIAO, AND M. Z. ZHANG. 1992. Tomus. 61 *Ligustrum* Linn., pp. 139-177 *In* M. Z. Zhang and L. Q. Qiu [eds.], *Flora Reipublicae Popularis Sinicae*. Science Press, Beijing, China.
- RUDIS, V. A., A. GRAY, W. MCWILLIAMS, R. O'BRIEN, C. OLSON, S. OSWALT, AND B. SCHULZ. 2006. Regional monitoring of nonnative plant invasions with the Forest Inventory and Analysis program, pp. 49-64 *In* R. E. McRoberts and others [eds.], *Proceedings of the Sixth Annual FIA Symposium*, 2004 September 21-24, Denver, CO. Gen. Tech. Rep. WO-70. U.S. Department of Agriculture, Forest Service, Washington, DC.
- SMALL, J. K. 1933. *Manual of the Southeastern Flora*. The University of North Carolina Press, Chapel Hill. 1499 pp.
- STONE, S. L. 1997. Privet removed from Austin Nature Preserves (Texas). *Restoration and Management Notes* 15: 93.

- STROMAYER, K. A. K., R. J. WARREN, A. S. JOHNSON, P. E. HALE, C. L. ROGERS, AND C. L. TUCKER. 1998a. Chinese privet and the feeding ecology of white-tailed deer: the role of an exotic plant. *The J. Wildlife Management* 62: 1321-1329.
- STROMAYER, K. A. K., WARREN, R. J., AND T. B. HARRINGTON. 1998b. Managing Chinese privet for white-tailed deer. *Southern J. Appl. Forestry* 22: 227-230.
- SUN, J. H., Z. D. LIU, K. O. BRITTON, P. CAI, D. ORR, AND J. HOUGH-GOLDSTEIN. 2006. Survey of phytophagous insects and foliar pathogens in China for a bio-control perspective on Kudzu, *Pueraria montana* var. *lobata* (Willd.) Maesen and S. Almeida (Fabaceae). *Biol. Cont.* 36: 22-31.
- SWEARINGEN, J., K. RESHETILOFF, B. SLATTERY, AND S. ZWICKER. 2002. Plant Invaders of Mid-Atlantic Natural Areas. National Park Service and U.S. Fish and Wildlife Service, Washington, D.C. pp. 82.
- TAN, J. J., P. Y. YU, H. X. LI, AND S. Y. WANG. 1985. Fasc. 18 Coleoptera: Chrysomelidae (?), *In* Editorial Committee of Fauna Sinica, Academia Sinica [eds.], Economic Insect Fauna of China. Science Press, Beijing, China (in Chinese).
- TENNESSEE EXOTIC PEST PLANTS COUNCIL. 1996. Invasive Exotic Pest Plants of Tennessee. <<http://www.Webdriver.com/tn-eppc/exlist.htm>>.
- THE NATURE CONSERVANCY. 2004. Element stewardship abstract for *Ligustrum* spp. privet. <[http://tncweeds.ucdavis.edu/esadocs/documnts/ligu\\_sp.pdf](http://tncweeds.ucdavis.edu/esadocs/documnts/ligu_sp.pdf)>.
- UNIVERSITY OF CONNECTICUT. 2004. Invasive plant atlas of New England. <<http://www.lib.uconn.edu/webapps/ipane/browsing.cfm?descriptionid=63>>.
- USDA-NRCS. 2002. The PLANTS Database, Version 3.5. Baton Rouge, LA. <<http://plants.usda.gov/>>.
- USDI, FISH AND WILDLIFE SERVICE. 1992. Endangered and Threatened Species of the Southeastern United States (The Red Book). USFWS, Southeastern Region, Atlanta, GA.
- VAN DRIESCHE, R. G., AND T. S. BELLOW, JR. 1996. Biological Control. Chapman & Hall, New York.
- WAN, F. H., P. HARRIS, L. M. CAI, AND M. X. ZHANG. 1996. Biology and suitability of *Altica carduorum* (Chrysomelidae: Coleoptera), a defoliator of *Cirsium arvense* (L.) Scop. *Biocont. Sci. Technol.* 6: 59-519.
- WANG, P. Y. 1980. Fasc. 21 Lepidoptera: Pyralidae, *In* Editorial Committee of Fauna Sinica, Academia Sinica [eds.], Economic Insect Fauna of China. Science Press, Beijing, China (in Chinese).
- WESTBROOKS, R. G., AND J. W. PREACHER. 1986. Poisonous Plants of Eastern North America. University of South Carolina Press, Columbia. 172 pp.
- WU, Z., AND P. H. RAVEN. 2003. Flora of China. Science Press, Beijing, and Missouri Botanical Garden Press, St. Louis (Multiple volumes, some in draft form). <<http://flora.huh.harvard.edu/china/>>.
- WYMAN, W. 1973. Shrubs and Vines for American gardens. MacMillan Publishing Co., Inc., New York, NY. 613 pp.
- YU, P. Y., WANG, S. Y., AND X. K. YANG. 1996. Fasc. 54 Coleoptera: Chrysomelidae (?), *In* Editorial Committee of Fauna Sinica, Academia Sinica [eds.], Economic Insect Fauna of China. Science Press, Beijing, China (in Chinese).
- ZHANG, S. M. 1985. Fasc. 31 Hemiptera (1), *In* Editorial Committee of Fauna Sinica, Academia Sinica [eds.], Economic Insect Fauna of China. Science Press, Beijing, China (in Chinese).
- ZHANG, S. M. 1995. Fasc. 50 Hemiptera (2), *In* Editorial Committee of Fauna Sinica, Academia Sinica [eds.], Economic Insect Fauna of China. Science Press, Beijing, China (in Chinese).
- ZHAO, Y. C., AND Y. Q. CHEN. 1980. Fasc. 20 Coleoptera: Curculionidae (1), *In* Editorial Committee of Fauna Sinica, Academia Sinica [eds.], Economic Insect Fauna of China. Science Press, Beijing, China (in Chinese).
- ZHENG, H. Z., Y. WU, J. Q. DING, D. BINION, W. D. FU, AND R. REARDON. 2004. Invasive Plants of Asian Origin Establish in the United States and Their Natural Enemies. Vol. 1. USDA Forest Service Forest Health Technology Enterprise Team.