

Effects of Duration of Cold Storage of Host Eggs on Percent Parasitism and Adult Emergence of Each of Ten Trichogrammatidae (Hymenoptera) Species

Authors: Spínola-Filho, Paulo Roberto de Carvalho, Leite, Germano Leão Demolin, Soares, Marcus Alvarenga, Alvarenga, Anarely Costa, Paulo, Paula Daiana de, et al.

Source: Florida Entomologist, 97(1) : 14-21

Published By: Florida Entomological Society

URL: <https://doi.org/10.1653/024.097.0102>

The BioOne Digital Library (<https://bioone.org/>) provides worldwide distribution for more than 580 journals and eBooks from BioOne's community of over 150 nonprofit societies, research institutions, and university presses in the biological, ecological, and environmental sciences. The BioOne Digital Library encompasses the flagship aggregation BioOne Complete (<https://bioone.org/subscribe>), the BioOne Complete Archive (<https://bioone.org/archive>), and the BioOne eBooks program offerings ESA eBook Collection (<https://bioone.org/esa-ebooks>) and CSIRO Publishing BioSelect Collection (<https://bioone.org/csiro-ebooks>).

Your use of this PDF, the BioOne Digital Library, and all posted and associated content indicates your acceptance of BioOne's Terms of Use, available at www.bioone.org/terms-of-use.

Usage of BioOne Digital Library content is strictly limited to personal, educational, and non-commercial use. Commercial inquiries or rights and permissions requests should be directed to the individual publisher as copyright holder.

BioOne is an innovative nonprofit that sees sustainable scholarly publishing as an inherently collaborative enterprise connecting authors, nonprofit publishers, academic institutions, research libraries, and research funders in the common goal of maximizing access to critical research.

EFFECTS OF DURATION OF COLD STORAGE OF HOST EGGS ON PERCENT PARASITISM AND ADULT EMERGENCE OF EACH OF TEN TRICHOGRAMMATIDAE (HYMENOPTERA) SPECIES

PAULO ROBERTO DE CARVALHO SPÍNOLA-FILHO¹, GERMANO LEÃO DEMOLIN LEITE¹, MARCUS ALVARENGA SOARES^{2,*}, ANARELLY COSTA ALVARENGA¹, PAULA DALIANA DE PAULO¹, LEONARDO DAVID TUFFI-SANTOS¹ AND JOSÉ COLA ZANUNCIO³

¹Insetário G.W.G. de Moraes, Instituto de Ciências Agrárias, Universidade Federal de Minas Gerais, CP: 135, 39404-006, Montes Claros, Minas Gerais, Brazil

²Programa de Pós-Graduação em Produção Vegetal, Universidade Federal dos Vales do Jequitinhonha e Mucuri, 39100-000, Diamantina, Minas Gerais, Brazil

³Departamento de Biologia Animal, Universidade Federal de Viçosa, 36571-000, Viçosa, Minas Gerais, Brazil

*Corresponding author; E-mail: marcusasoares@yahoo.com.br

ABSTRACT

Improving parasitoid mass rearing techniques is important to reduce costs of biological control programs and supply natural enemies at times of high demand. The objective of this study was to evaluate the suitability of *Anagasta kuehniella* (Lepidoptera: Pyralidae) eggs stored at 5 °C for different time periods as a host for *Trichogrammatoidea annulata* (Hymenoptera: Trichogrammatidae) and for 9 *Trichogramma* species (*T. acacioi*, *T. atopovirilia*, *T. benneti*, *T. brasiliensis*, *T. bruni*, *T. demoraesi*, *T. galloi*, *T. pretiosum*, and *T. soaresi*). The experiment had a factorial design with 10 parasitoid species, 9 host storage periods (5, 10, 15, 20, 25, 30, 35 and 40 days, and a no storage control) and 20 replications, each consisting of one card (0.4 × 2.0 cm) with 40.70 ± 0.03 eggs of *A. kuehniella*. *Trichogrammatoidea annulata*, *T. acacioi*, *T. brasiliensis*, *T. bruni*, *T. pretiosum*, and *T. soaresi* parasitized eggs of *A. kuehniella* stored up to 24 days; *T. atopovirilia* parasitized eggs stored up to 16 days. *Trichogramma demoraesi* and *T. benneti* parasitized eggs stored for 15 days and *T. galloi* parasitized eggs stored for up to 13 days. The percentage of parasitized eggs decreased when the storage period increased. Among the tested parasitoids *T. acacioi* parasitized eggs stored for longer periods and showed the highest percentage both of parasitism and adult emergence.

Key Words: Biological control, insects rearing, Lepidoptera, *Trichogramma*

RESUMEN

Mejorar las técnicas de cría masiva es importante para reducir los costos de programas de control biológico y proveer enemigos naturales en periodos de alta demanda. El objetivo de este estudio fue evaluar la idoneidad de huevos de *Anagasta kuehniella* (Lepidoptera: Pyralidae), almacenados a 5 °C por varios periodos de tiempo, como hospederos de *Trichogrammatoidea annulata* (Hymenoptera: Trichogrammatidae) y nueve especies de *Trichogramma* (*T. acacioi*, *T. atopovirilia*, *T. benneti*, *T. brasiliensis*, *T. bruni*, *T. demoraesi*, *T. galloi*, *T. pretiosum*, and *T. soaresi*). El experimento tuvo un diseño factorial con 10 especies de parasitoides, 9 periodos de almacenamiento (5, 10, 15, 20, 25, 30, 35 y 40 días; y no almacenamiento como control) y 20 réplicas, cada una consintiendo en un pedazo de cartón (0.4 × 2.0 cm) con 40.70 ± 0.03 huevos de *A. kuehniella*. *Trichogrammatoidea annulata*, *T. acacioi*, *T. brasiliensis*, *T. bruni*, *T. pretiosum*, y *T. soaresi* parasitaron huevos de *A. kuehniella* almacenados hasta 24 días; *T. atopovirilia* parasitó huevos almacenados hasta 16 días. *Trichogramma demoraesi* y *T. benneti* parasitaron huevos almacenados 16 días y *T. galloi* parasitó huevos almacenados hasta 13 días. El porcentaje de huevos parasitados disminuyó con incrementos al periodo de almacenamiento. Dentro de los parasitoides evaluados *T. acacioi* parasitó huevos almacenados por periodos más largos y presento los niveles de parasitismo y de emergencia de adultos más altos.

Palabras Clave: control biológico, cría de insectos, Lepidoptera, *Trichogramma*

Biological control is important in Integrated Pest Management (IPM) in different crops in Brazil (Pires et al. 2011; Soares et al. 2011, 2012; Bueno et al. 2012). Parasitoids of the family Trichogrammatidae can suppress populations of agricultural and forest pests, and reduce the excessive use of insecticides (Soares et al. 2007; Oliveira et al. 2011; Goulart et al. 2012). Development of large scale production and release technologies for these natural enemies is necessary (van Lenteren 2012). Improved mass rearing techniques can provide parasitoids at times of high demand with reduced costs. Trichogrammatidae demand may be low when there are surplus of host (rearing) eggs (Lohmann & Santos 2007). By contrast, shortage in host eggs during periods of high demand can hinder biological control programs and require the use of insecticides for pest control. Storage at low temperatures can increase the lifetime of parasitoids and hosts. This technique allows synchronizing releases of natural enemies with pest outbreaks (Pitcher et al. 2002; Colinet & Boivin 2011).

Eggs of *Anagasta kuehniella* (Zeller) (Lepidoptera: Pyralidae) may be kept in a refrigerator for up to 30 days without losing their viability as hosts for Trichogrammatidae (Pratissoli et al. 2003). Parasitism rates of stored *Trichogramma ostrinae* (Pang & Chen) (Hymenoptera: Trichogrammatidae) were similar to controls after 2 to 4 weeks' storage at 9-12 °C but declined with storage periods longer than 4 weeks (Pitcher et al. 2002). However, parasitoids reared on refrigerated eggs may have reduced performance because long exposure to low temperatures reduces host quality (Flanders 1938; Kostal et al. 2004, 2006). Eggs of *Riptortus pedestris* (F.) (Hemiptera: Alydidae) maintained at 2 °C were less parasitized (34%) by *Ooencyrtus nezarae* Ishii (Hymenoptera: Encyrtidae) than eggs kept under natural conditions (62%) (Alim & Lim 2011). Storage at 4 ± 1 °C reduced fecundity and longevity of *Trichogramma brassicae* Bezd. (= *T. maidis* n. sp.), *Trichogramma cacoeciae* Marchal and *Trichogramma evanescens* Westwood (Hymenoptera: Trichogrammatidae) (Özder 2008). Studies to determine ideal temperatures and storage times of host eggs for parasitoid rearing are needed.

The objectives of this study were to determine the emergence and parasitism potentials of 10 Trichogrammatidae species reared in eggs of *A. kuehniella* stored at 5 °C for different time periods.

MATERIAL AND METHODS

Experimental Design

This study was conducted at the George Washington Gomez de Moraes Insectarium of the Insti-

tute of Agricultural Sciences, Federal University of Minas Gerais (ICA/UFMG) in Montes Claros, Minas Gerais State, Brazil. A 10 (parasitoid spp.) × 9 (host storage periods) factorial design with 20 replications was used. The experimental unit was a navy blue card (0.4 × 2.0 cm) with 40.70 ± 0.03 eggs of *A. kuehniella* (total of 1,800 cards).

Treatments were 10 Trichogrammatidae species, including 9 *Trichogramma* spp. (*T. acacio* Brun, Moraes and Soares, *T. atopovirilia* Oatman and Platner, *T. bennetti* Nagaraja and Nagarkatti, *T. brasiliensis* (Ashrhead), *T. bruni* Nagaraja, *T. demoraesi* Nagaraja, *T. galloi* Zucchi, *T. pretiosum* Riley, and *T. soaresi* Nagaraja) and *Trichogrammatoidea annulata* (De Santis). All parasitoids were obtained from the ICA/UFMG Insectarium. *Anagasta kuehniella* eggs subject to 9 storage periods (0, 5, 10, 15, 20, 25, 30, 35 and 40 days in a refrigerator at 5 °C and the control-no storage) were used as hosts.

Eggs of *Anagasta kuehniella*

Anagasta kuehniella was reared on wheat bran, corn meal (1:1) and 3% brewer's yeast (Tavares et al. 2009; Soares et al. 2007, 2012). Adults were placed in cages for mating and oviposition. Eggs were collected and washed with distilled water to eliminate dirt and scales.

Experimental Setup

Eggs of *A. kuehniella* were fixed to pieces of card board (0.4 × 2.0 cm) with 10% arabic gum, exposed to ultraviolet (UV) for 60 min (Soares et al. 2007, 2012), placed in glass bottles (7.5 cm diam × 13 cm H) sealed with PVC plastic and an elastic film, and stored in a refrigerator at 5 °C and 80% RH (Pratissoli et al. 2003). This procedure was repeated every 5 days during 40 consecutive days in order to obtain the storage periods. Then, each card was placed inside a microtube (model MCT= - 200 - C 2.0 mL, clear scientific axygen Lot: 070507-262) with a single 1-day old parasitoid female for 24 h at 12:12 h L:D and 24.39 ± 0.01 °C (Soares et al. 2007, 2012). After this period, the cards were transferred to glass test tubes until emergence of adult Trichogrammatidae. The tested parasitoids reproduce by thelytokous parthenogenesis in absence of males (Soares et al. 2012).

Statistical Analysis

The percentage of parasitized eggs and number of emerged parasitoids per egg and per card board were analyzed using the program SAEG 9.1 (UFV). ANOVAs ($P < 0.05$) and Sigmoidal Weibull regression (5 parameters) ($P < 0.05$) were conducted to determine the maximum

storage period of *A. kuehniella* eggs for parasitism by *Trichogramma* or *Trichogrammatoidea* species. Scott-Knott ($P < 0.05$) tests were used to determine the species with better biological performance (i.e., parasitized eggs, number of adults emerged). In probability theory and statistics, the Weibull distribution is a continuous probability distribution. We used 5 parameters, where: $a = \max(y) - \min(y)$, $b = xwtr(x, y - \min(y))$, $c = 1$ "Auto", $x_0 = x50(x, y - \min(y))$, and $y_0 = \min(y)$ "Auto"; equation: $f = \text{if}(x < x_0 - b * \ln(2)^{(1/c)}, y_0, y_0 + a * (1 - \exp(-(\text{abs}(x - x_0 + b * \ln(2)^{(1/c)} / b)^c)))$.

RESULTS

Parasitism by all Trichogrammatidae species decreased as the storage periods increased (Fig. 1). *Trichogrammatoidea annulata*, *T. acacioi*, *T. brasiliensis*, *T. bruni*, *T. pretiosum*, and *T. soaresi* parasitized eggs stored up to 24 days; *T. atopovilia* parasitized eggs stored up to 16 days, *T. demoraesi* and *T. bennetti* parasitized eggs stored up to 15 days, and *T. galloi* eggs stored up to 13 days (Fig. 1).

The storage period for maximum parasitoid emergence was 23 days for *T. acacioi*, *T. annulata*, *T. brasiliensis*, *T. bruni*, and *T. pretiosum*, 15 days for *T. atopovilia*, *T. bennetti*, *T. demoraesi*, and *T. soaresi*, and 13 days for *T. galloi* (Fig. 3). The highest number of *T. acacioi*, *T. annulata*, *T. atopovilia*, *T. bennetti*, *T. demoraesi*, *T. galloi*, *T. pretiosum*, and *T. soaresi* adults emerged from *A. kuehniella* eggs stored up to 23 days; The highest number of *T. brasiliensis* and *T. bruni* adults emerged from *A. kuehniella* eggs stored up to 17 days (Fig. 2).

Trichogramma galloi showed the highest parasitism and adult emergence rates per card with eggs stored for 5 days, followed by *T. acacioi*. The lowest parasitism and adult emergence rates were observed in *T. soaresi* and *T. bennetti* on eggs stored for < 1 day, *T. pretiosum* on eggs stored for 5 days, and *T. brasiliensis* and *T. bruni* on eggs stored for 10 days (Table 1). The number of emerged parasitoids per host egg was similar between treatments with an average of 1.0006 ± 0.0002 .

DISCUSSION

The success of biological control programs with egg parasitoids depends on the ability to produce these natural enemies in high numbers when pest problems occur. Storing host eggs for different time periods can help synchronize parasitoid production with demand.

The higher parasitism by *T. acacioi*, *T. annulata*, *T. brasiliensis*, *T. bruni*, *T. pretiosum*, and *T. soaresi* on eggs of *A. kuehniella* stored for longer

periods may be related to factors such as these species having: 1) stronger ovipositors than the other parasitoids tested, 2) the ability to recognize chemical signals more efficiently, and/or 3) higher tolerance to changes in physical stimuli such as color, size and shape of chilled eggs (Stoepler et al. 2011). Except *T. soaresi*, the above species also showed high adult emergence from host stored for longer periods. The "exposure dose to cold" is a parameter use to describe a combination of exposure time and temperature. A decrease in temperature and/or an increase in exposure time can result in cumulative and irreversible chilling injuries (Colinet & Hance 2010). Several authors agree that survival of parasitoids decreases when host storage periods increase (Flanders 1938; Ayvaz et al. 2008; Chen et al. 2008; Colinet & Hance 2010; Abd El-Gawad et al. 2010).

The highest parasitism and adult emergence rates were observed in *T. galloi* parasitizing eggs stored for 5 days. Longer storage times may result in decreased nutritional quality for this parasitoid's embryos by deterioration of the yolk (Pratissoli et al. 2003). Parasitoid females can reject eggs with altered chemical and physical stimuli (Soares et al. 2009; Goubault et al. 2011; Penafior et al. 2011; Stoepler et al. 2011) such as eggs that contain cryoprotectants (glycerol, alanine) to resist cooling (Rivers et al. 2000). Storage can also modify the egg shape and affect the host recognition by the parasitoids (Conti et al. 1996). Parasitism of *Gonatocerus ashmeadi* Girault (Hymenoptera: Mymaridae) on *Coagulata homalodisca* (Say) (Hemiptera: Cicadellidae) eggs was reduced when cold storage period increased (Chen & Leopold 2007). Emergence of *G. ashmeadi* from *C. homalodisca* eggs stored for 70 days was reduced by 48%, fecundity by 53%, female production by 19%, the development time was extended, and female longevity shortened, compared to parasitoids reared on non-stored hosts (Chen & Leopold 2007). Thus, storage of host eggs for long periods could lead to unfavorable conditions for parasitoids and only those most adapted can reproduce.

Emergence of Trichogrammatidae parasitoids per parasitized egg in our experiments (1.0006 ± 0.0002) was low compared with reports by Andrade et al. (2011) [$1.5 T. pretiosum$ individuals per egg of *Heliothis virescens* (F.) (Lepidoptera: Noctuidae)], but similar to reports of *Trichogramma maxacalii* Vogelé & Pointel reared also on *H. virescens* (Oliveira et al. 2000; Soares et al. 2007). Larger eggs are the most important factor involved in allowing the emergence of more individuals per host (Andrade et al. 2011).

Trichogrammatidae species differ in their adaptability to use chilled hosts, and this fact should be considered when using this technology to mass rear parasitoids for biological control programs.

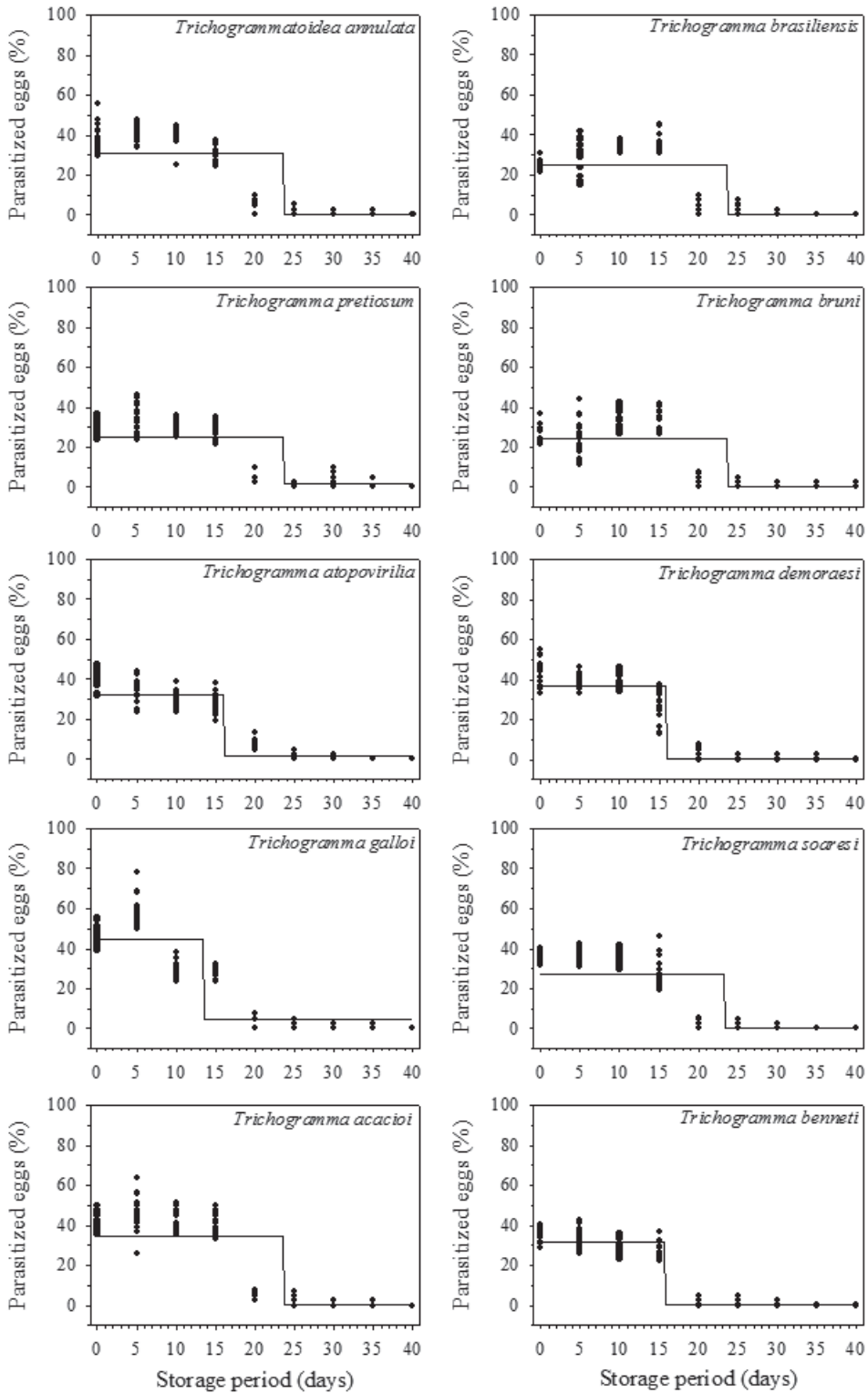


Fig. 1. Percentages of *Anagasta kuehniella* (Lepidoptera: Pyralidae) eggs parasitized by each of 10 Trichogrammatidae species as function of the number of days that these eggs had been stored at 5 °C before they were parasitized. Each point on the graph represents 20 replications.

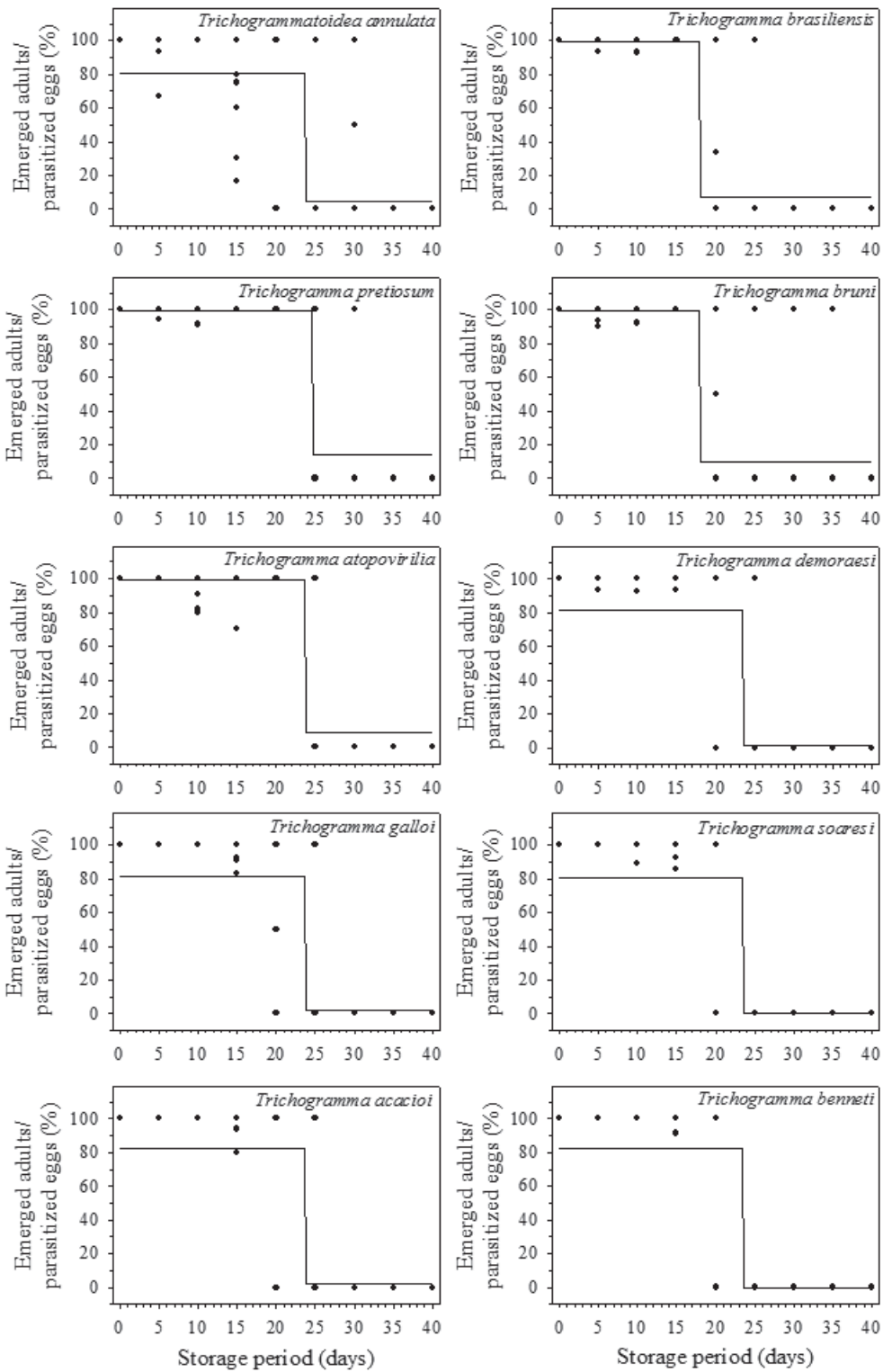


Fig. 2. Percentages of adults of each of 10 Trichogrammatidae species that emerged from parasitized *Anagasta kuehniella* eggs as function of the number of days these eggs had been stored at 5 °C before they were parasitized. Each point on the graph represents 20 replications.

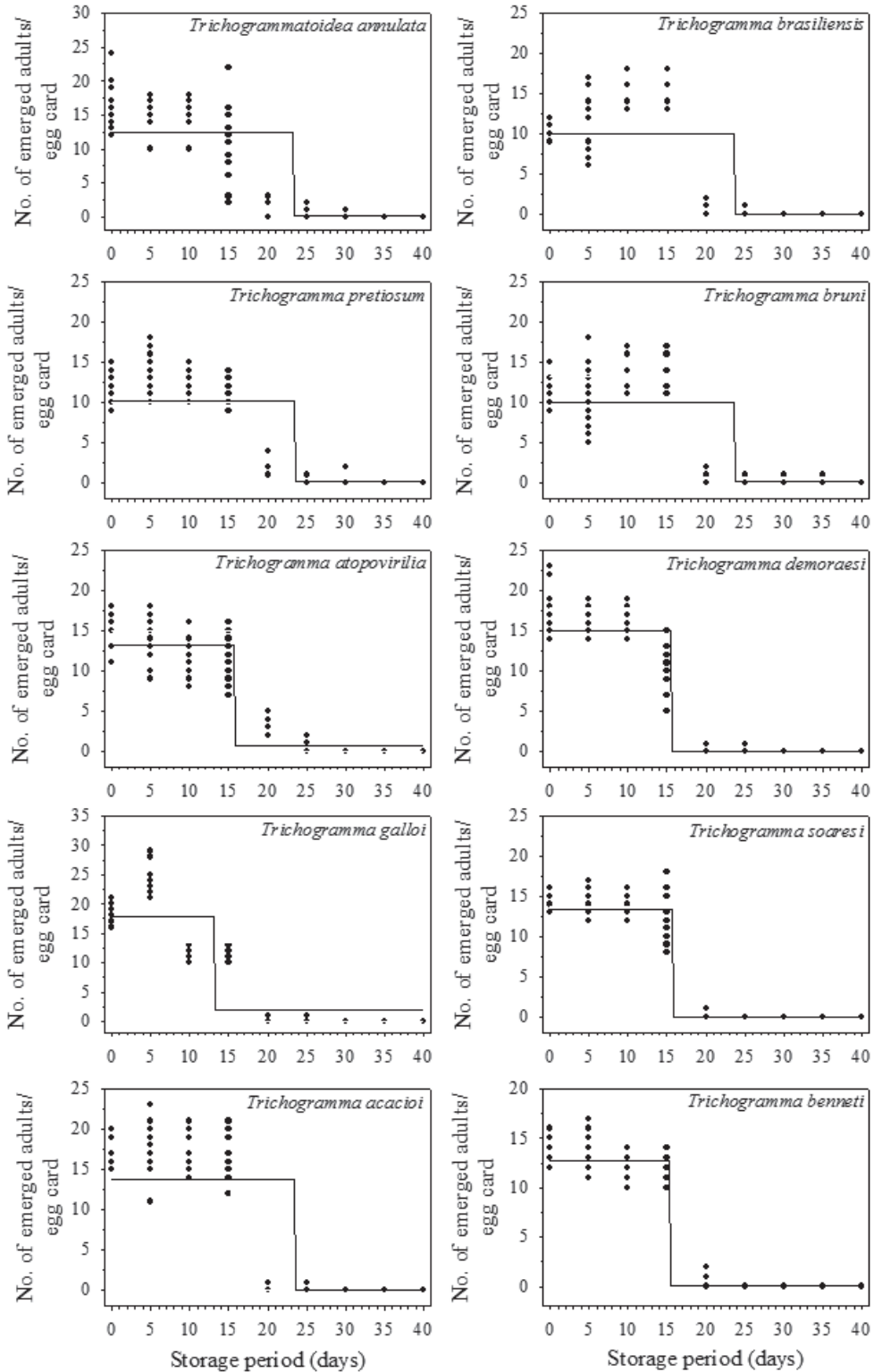


Fig. 3. Number of adults of each of 10 Trichogrammatidae species that emerged per card of 40.70 ± 0.03 *Anagasta kuehniella* eggs as function of the number of days that these eggs had been stored at 5 °C before they were parasitized. Each point on the graph represents 20 replications.

TABLE 1. HIGHEST PERCENTAGES OF PARASITIZED EGGS AND NUMBER OF EMERGED ADULTS OF *TRICHOGRAMMATOIDEA ANNULATA* AND NINE SPECIES OF *TRICHOGRAMMA* (HYMENOPTERA: TRICHOGRAMMATIDAE) PER CARD OF *ANAGASTA KUEHNIELLA* (LEPIDOPTERA: PYRALIDAE) EGGS, AS A FUNCTION OF STORAGE PERIOD AT MONTES CLAROS, MINAS GERAIS STATE, BRAZIL.

Species	Days of storage	Parasitized eggs (%)	Emerged adults/egg card
<i>T. annulata</i>	5	41.25 ± 0.83 c	16.45 ± 0.43 c
<i>T. brasiliensis</i>	10	34.08 ± 0.37 d	13.95 ± 0.26 d
<i>T. pretiosum</i>	5	33.88 ± 1.69 d	13.65 ± 0.62 d
<i>T. bruni</i>	10	34.16 ± 1.20 d	14.00 ± 0.52 d
<i>T. atopovirilia</i>	< one day	39.40 ± 1.00 c	16.15 ± 0.40 c
<i>T. demoraesi</i>	< one day	41.99 ± 1.30 c	17.20 ± 0.52 c
<i>T. galloi</i>	5	57.49 ± 1.48 a	23.40 ± 0.50 a
<i>T. soaresi</i>	< one day	35.29 ± 0.57 d	14.55 ± 0.21 d
<i>T. acacioi</i>	5	45.35 ± 1.67 b	18.45 ± 0.69 b
<i>T. bennetti</i>	< one day	35.31 ± 0.73 d	14.65 ± 0.24 d
ANOVA			
F	—	40.568	42.030
P	—	0.00001	0.00001
CV	—	13.020	12.619

Means (mean ± standard error) followed by the same letter per column do not differ by Scott-Knott test ($P < 0.01$). $df = 171$. 100% wasps emerged/parasitized egg.

ACKNOWLEDGEMENTS

To Conselho Nacional de Desenvolvimento Científico e Tecnológico (CNPq), Coordenação de Aperfeiçoamento de Pessoal de Nível Superior (CAPES) and “Fundação de Amparo à Pesquisa do Estado de Minas Gerais (FAPEMIG).

REFERENCES CITED

- ABD EL-GAWAD, H. A. A., SAYED, A. M. M., AND AHMED S. A. 2010. Impact of cold storage temperature and period on performance of *Trichogramma evanescens* Westwood (Hymenoptera: Trichogrammatidae). Australian J. Basic Appl. Sci. 4: 2188-2195.
- ALIM, M. A., AND LIM, U. T. 2011. Refrigerated eggs of *Riptortus pedestris* (Hemiptera: Alydidae) added to aggregation pheromone traps increase field parasitism in soybean. J. Econ. Entomol. 104: 1833-1839.
- ANDRADE, G. S., PRATISSOLI, D., DALVI, L. P., DESNEUX, N., AND SANTOS JÚNIOR, H. J. G. 2011. Performance of four *Trichogramma* species (Hymenoptera: Trichogrammatidae) as biocontrol agents of *Heliothis virescens* (Lepidoptera: Noctuidae) under various temperature regimes. J. Pest Sci. 84: 313-320.
- AYVAZ, A., KARASU, E., KARABÖRKLÜ, S., AND TUNÇBILEK, A. S. 2008. Effects of cold storage, rearing temperature, parasitoid age and irradiation on the performance of *Trichogramma evanescens* Westwood (Hymenoptera: Trichogrammatidae). J. Stored Prod. Res. 44: 232-240.
- BUENO, R. C. O. D., PARRA, J. R. P., AND BUENO, A. D. 2012. *Trichogramma pretiosum* parasitism of *Pseudoplusia includens* and *Anticarsia gemmatilis* eggs at different temperatures. Biol. Control 60: 154-162.
- CHEN, W. L., AND LEOPOLD, R. A. 2007. Progeny quality of *Gonatocerus ashmeadi* (Hymenoptera: Mymaridae) reared on stored eggs of *Homalodisca coagulata* (Hemiptera: Cicadellidae). J. Econ. Entomol. 100: 685-694.
- CHEN, W. L., LEOPOLD, R. A., AND HARRIS, M. O. 2008. Cold storage effects on maternal and progeny quality of *Gonatocerus ashmeadi* Girault (Hymenoptera: Mymaridae). Biol. Control 46: 122-132.
- COLINET, H., AND BOIVIN, G. 2011. Insect parasitoids cold storage: A comprehensive review of factors of variability and consequences. Biol. Control 58: 83-95.
- COLINET, H., AND HANCE, T. 2010. Interspecific variation in the response to low temperature storage in different aphid parasitoids. Ann. Appl. Biol. 156: 147-156.
- CONTI, E., JONES, W. A., BIN, F., AND VINSON, S. B. 1996. Physical and chemical factors involved in host recognition behavior of *Anopheles iole* Girault (Hymenoptera: Mymaridae), an egg parasitoid of *Lygus hesperus* Knight (Heteroptera: Miridae). Biol. Control 7: 10-16.
- FLANDERS, S. E. 1938. The effect of cold storage on the reproduction of parasitic Hymenoptera. J. Econ. Entomol. 31: 633-634.
- GOUBAULT, M., CORTESERO, A. M., PATY, C., FOURRIER, J., DOURLOT, S., AND LE RALEC, A. 2011. Abdominal sensory equipment involved in external host discrimination in a solitary parasitoid wasp. Microsc. Res. Tech. 74: 1145-1153.
- GOULART, R. M., VOLPE, H. X. L., VACARI, A. M., THULER, R. T., AND DE BORTOLI, S. A. 2012. Insecticide selectivity to two species of *Trichogramma* in three different hosts, as determined by IOBC/WPRS methodology. Pest Mgt. Sci. 68: 240-244.
- KOSTAL, V., VAMBERA, J., AND BASTL, J. 2004. On the nature of pre-freeze mortality in insects: water balance, ion homeostasis and energy charge in the adults of *Pyrrhocoris apterus*. J. Exp. Biol. 207: 1509-1521.
- KOSTAL, V., YANAGIMOTO, M., AND BASTL, J. 2006. Chilling-injury and disturbance of ion homeostasis in the

- coxal muscle of the tropical cockroach (*Nauphoeta cinerea*). *Comp. Biochem. Physiol. A: Mol. Integr. Physiol.* 143: 171-179.
- LOHMANN, C. L., AND SANTOS, W. J. 2007. Parasitismo de ovos de *Heliothis* spp. e *Alabama argillacea* (Hubner) (Lepidoptera: Noctuidae) em algodoeiro por *Trichogramma pretiosum* Riley (Hymenoptera: Trichogrammatidae) no norte do Paraná. *Neotropical Entomol.* 18: 162-164.
- OLIVEIRA, H. N., ZANUNCIO, J. C., PEREIRA, F. F., AND PRATISSOLI, D. 2011. *Trichogramma* (Hymenoptera: Trichogrammatidae) species as an agents of biological control of *Oxydia vesulia* (Lepidoptera: Geometridae). *Rev. Colombiana Entomol.* 37: 238-239.
- OLIVEIRA, H. N., ZANUNCIO, J. C., PRATISSOLI, D., AND CRUZ, I. 2000. Parasitism rate and viability of *Trichogramma maxacalii* (Hymenoptera: Trichogrammatidae) parasitoid of the *Eucalyptus* defoliator *Euselasia apison* (Lepidoptera: Riodinidae), on eggs of *Anagasta kuehniella* (Lepidoptera: Pyralidae). *For. Ecol. Mgt.* 130: 1-6.
- ÖZDER, N. 2008. Effect of cold storage of adult *Trichogramma brassicae*, *T. cacoeciae* and *T. evanescens* (Hym.: Trichogrammatidae). *Arch. Phyto. Plant Prot.* 41: 296-299.
- PENAFLO, M. F. G. V., ERB, M., MIRANDA, L. A., WERNEBURG, A. G., AND BENTO, J. M. S. 2011. Herbivore-induced plant volatiles can serve as host location cues for a generalist and a specialist egg parasitoid. *J. Chem. Ecol.* 37: 1304-1313.
- PIRES, E. M., ZANUNCIO, J. C., AND SERRÃO, J. E. 2011. Cannibalism of *Brontocoris tabidus* and *Podisus nigrispinus* during periods of pre-release without food or fed with *Eucalyptus cloeziana* plants. *Phytoparasitica* 39: 27-34.
- PITCHER, S. A., HOFFMANN, M. P., GARDNER, J., WRIGHT, M. G., AND KUCHAR, T. P. 2002. Cold storage of *Trichogramma ostrinae* reared on *Sitotroga cerealella* eggs. *BioControl* 47: 525-535.
- PRATISSOLI, D., VIANNA, U. R., OLIVEIRA, H. N., AND PEREIRA, F. F. 2003. Efeito do armazenamento de ovos de *Anagasta kuehniella*, (Lepidoptera: Pyralidae) nas características biológicas de três espécies de *Trichogramma* (Hymenoptera: Trichogrammatidae). *Rev. Ceres* 50: 95-105.
- RIDDICK, E. W. 2001. Effect of cold storage on emergence, longevity, fertility, and survival of *Cotesia marginiventris* (Hymenoptera: Braconidae). *J. Entomol. Sci.* 36: 366-379.
- RIVERS, D. B., LEE, R. E., AND DENLINGER, D. L. 2000. Cold hardiness of the fly pupal parasitoid *Nasonia vitripennis* is enhanced by its host *Sarcophaga crassipalpis*. *J. Insect Physiol.* 46: 99-106.
- RODRIGUES, M. L., GARCIA, M. S., NAVA, D. E., BOTTON, M., PARRA, J. R. P., AND GUERRERO, M. 2011. Selection of *Trichogramma pretiosum* lineages for control of *Grapholita molesta* in peach. *Florida Entomol.* 94: 398-403.
- SOARES, M. A., LEITE, G. L. D., ZANUNCIO, J. C., DE SÁ, V. G. M., FERREIRA, C. S., ROCHA, S. L., PIRES, E. M., AND SERRÃO J. E. 2012. Quality control of *Trichogramma atopovirilia* and *Trichogramma pretiosum* (Hymenoptera: Trichogrammatidae) adults reared under laboratory conditions. *Brazilian Arch. Biol. Technol.* 55: 305-311.
- SOARES, M. A., BATISTA, J. D., ZANUNCIO, J. C., LINO NETO, J., AND SERRÃO J. E. 2011. Ovary development, egg production and oviposition for mated and virgin females of the predator *Podisus nigrispinus* (Heteroptera: Pentatomidae). *Acta Sci. Agron.* 33: 597-602.
- SOARES, M. A., TORRES-GUTIERREZ, C., ZANUNCIO, J. C., PEDROSA, A. R. P., AND LORENZON A. S. 2009. Superparasitismo de *Palmistichus elaeisis* (Hymenoptera: Eulophidae) y comportamiento de defensa de dos hospederos. *Rev. Colombiana Entomol.* 35: 62-65.
- SOARES, M. A., LEITE, G. L. D., ZANUNCIO, J. C., ROCHA, S. L., DE SÁ, V. G. M., AND SERRÃO, J. E. 2007. Flight capacity, parasitism and emergence of five *Trichogramma* (Hymenoptera: Trichogrammatidae) species from forest areas in Brazil. *Phytoparasitica* 35: 314-318.
- STOEPLER, T. M., LILL, J. T., AND MURPHY, S. M. 2011. Cascading effects of host size and host plant species on parasitoid resource allocation. *Ecol. Entomol.* 36: 742-735.
- TAVARES, W. S., CRUZ, I., PETACCI, F., ASSIS JÚNIOR, S. L., FREITAS, S. S., ZANUNCIO, J. C., AND SERRÃO, J. E. 2009. Potential use of Asteraceae extracts to control *Spodoptera frugiperda* (Lepidoptera: Noctuidae) and selectivity to their parasitoids *Trichogramma pretiosum* (Hymenoptera: Trichogrammatidae) and *Telenomus remus* (Hymenoptera: Scelionidae). *Ind. Crops Products* 30: 384-388.
- VAN LETEREN, J. C. 2012. The state of commercial augmentative biological control: Plenty of natural enemies, but a frustrating lack of uptake. *BioControl* 57: 1-20.