

Effects of Chitin and Contact Insecticide Complexes on Rove Beetles in Commercial Orchards

Authors: Balog, A., Ferencz, L., and Hartel, T.

Source: Journal of Insect Science, 11(93) : 1-10

Published By: Entomological Society of America

URL: <https://doi.org/10.1673/031.011.9301>

The BioOne Digital Library (<https://bioone.org/>) provides worldwide distribution for more than 580 journals and eBooks from BioOne's community of over 150 nonprofit societies, research institutions, and university presses in the biological, ecological, and environmental sciences. The BioOne Digital Library encompasses the flagship aggregation BioOne Complete (<https://bioone.org/subscribe>), the BioOne Complete Archive (<https://bioone.org/archive>), and the BioOne eBooks program offerings ESA eBook Collection (<https://bioone.org/esa-ebooks>) and CSIRO Publishing BioSelect Collection (<https://bioone.org/csiro-ebooks>).

Your use of this PDF, the BioOne Digital Library, and all posted and associated content indicates your acceptance of BioOne's Terms of Use, available at www.bioone.org/terms-of-use.

Usage of BioOne Digital Library content is strictly limited to personal, educational, and non-commercial use. Commercial inquiries or rights and permissions requests should be directed to the individual publisher as copyright holder.

BioOne is an innovative nonprofit that sees sustainable scholarly publishing as an inherently collaborative enterprise connecting authors, nonprofit publishers, academic institutions, research libraries, and research funders in the common goal of maximizing access to critical research.



Effects of chitin and contact insecticide complexes on rove beetles in commercial orchards

A. Balog^{1,2a*}, L. Ferencz^{2b}, T. Hartel^{3c}

¹Greeley Memorial Laboratory, School of Forestry and Environmental Studies, Yale University, 370 Prospect, 06511-New Haven, Connecticut, USA

²Department of Horticulture, Faculty of Technical Sciences, Sapiientia University, I/C Sighișoarei St. Tirgu-Mureș, MS-540485, Romania

³Mihai Eminescu Trust, 10 Cojocarilor St. Sighisoara 545400, Romania

Abstract

A five-year research project was performed to explore the potential effects of contact insecticide applications on the change of abundance and species richness of predatory rove beetles (*Coleoptera: Staphylinidae*) in conventionally managed orchards. Twelve blocks of nine orchards were used for this study in Central Europe. High sensitivity atomic force microscopic examination was carried out for chitin structure analyses as well as computer simulation for steric energy calculation between insecticides and chitin. The species richness of rove beetles in orchards was relatively high after insecticide application. Comparing the mean abundance before and after insecticide application, a higher value was observed before spraying with alpha-cypermethrin and lambda-cyhalothrin, and a lower value was observed in the cases of diflubenzuron, malathion, lufenuron, and phosalone. The species richness was higher only before chlorpyrifos-methyl application. There was a negative correlation between abundance and stability value of chitin-insecticides, persistence time, and soil absorption coefficients. Positive correlation was observed with lipo- and water solubility.

Keywords: abundance, insecticide, physico-chemical properties, species richness, steric energy

Correspondence: ^aadalbert.balog@gmail.com, ^blferencz@inbox.com, ^casobeka@gmail.com, *Corresponding author

Editor: James Ottea was Editor of this paper.

Received: 13 August 2010, **Accepted:** 14 April 2011

Copyright : This is an open access paper. We use the Creative Commons Attribution 3.0 license that permits unrestricted use, provided that the paper is properly attributed.

ISSN: 1536-2442 | Vol. 11, Number 93

Cite this paper as:

Balog A, Ferencz L, Hartel T. 2011. Effects of chitin and contact insecticide complexes on rove beetles in commercial orchards. *Journal of Insect Science* 11:93 available online: insectscience.org/11.93

Introduction

Staphylinidae is the largest Coleoptera family that includes predators as well. More than 47,000 species are known worldwide, and probably over 75% of tropical species are still undescribed (Howard et al. 1998). Between 2500–2700 species were recorded from Europe, but staphylinid fauna of agricultural landscapes is still little known (Balog et al. 2008), especially the effects of insecticide use on these predators (Krooss and Schaefer 1998; Andersen 1991; Andersen 2000; Perner and Malt 2002; Balog et al. 2009).

For the past twenty years, the Game Conservancy in Sussex, UK has monitored abundances of invertebrates in agricultural fields. The total number of invertebrates recorded per sample dropped by almost half in the course of the present study, corresponding to a quarter of what was present in 1970. This overall change was the result of widespread declines in some common groups such are *Araneae*, *Lepidoptera*, *Aphididae* (*Hemiptera*), *Symphyla* (*Hymenoptera*), *Staphylinidae*, *Cryptophagidae*, *Lathridiidae*, and *Lonchopteridae* (*Diptera*); these groups constituted 72%, on average, of the total number. The results of the present study showed that the insecticide application has less undesirable effects on rove beetles when compared with other groups. Rove beetles show high abundance and species richness in both conventional and abandoned systems (Aebischer and Potts 1990).

Field experiments compared the sensitivity of rove beetles, ground beetles and spiders to three insecticides (pirimicarb, deltamethrin, and dimethoate), and demonstrated that rove beetles presented a higher abundance compared to other groups the cause of this

difference was not known (Andersen 1982; Wickerman et al. 1987; Good and Giller 1991). The effects of insecticides on staphylinids' fitness were studied both under laboratory conditions (Samsøe–Petersen 1993, 1995a, 1995b; Botha 1994; Botha and Plessis 1995) and field experiments, in cereal crops (Sunderland 1992; Shah et al. 2003). Mortality, egg production, and fertility were all adversely affected by insecticides. Fungicides and herbicides were less detrimental with few exceptions: tetradifon, classified as harmless; and the fungicides oxythioquinox, thiram, and afugan, rated as moderately harmful. Among growth regulators, carbaryl was found to be highly detrimental, however, to chlormequat chloride and alpha naphthyl acetic acid had no effects on staphylinids. Oxythioquinox, ziram, and diuron strongly affected egg survival (Samsøe–Petersen 1993). As for the urea herbicides, the strongest effect was exerted by methabenzthiazuron that caused total reproductive failure, killing the eggs. Strong negative effects on various life stages were noticed in bromoxynil, pyridate, haloxyfop, and carbaryl (the latter being also used as plant growth regulator) (Samsøe–Petersen 1995a, 1995b; Botha 1994; Botha and Plessis 1995).

Only few studies examine the resistance mechanisms on insects (Chaudhry 1999; Andras et al. 2007; Rimmer et al. 2009) and according to our knowledge no studies address the formation of complexes between chitin and insecticides. The aim of this study was to fill this gap and determine the change in abundance of rove beetles after insecticide applications in conventionally managed orchards. We hypothesize that interactions with chitin may be one way in which

insecticide's affect rove beetles tolerance and sensibility.

Materials and Methods

Sample collection

Studies were carried out in twelve blocks of nine orchards from 1998 to 2002 in Central Europe, Hungary. Six orchards consisted of one apple block each, while the remaining three orchards had an apple block and a pear block (Table 1).

Five orchards were located on sand and four on clay (Table 1). Neither tillage nor irrigation was used during the experiment. Eleven blocks were treated with registered broad spectrum contact insecticides; one was untreated used as control. On average, 10 treatments (one in every second week) were applied in each block per year from mid-April to mid-October (Table 2).

Ten pitfall traps (covered, 300 cm³ in size, 8 cm in diameter, half-filled with ethylene glycol 30% solution) were placed from the field margin towards the field centre at 10 m intervals within each block. Samples were collected from mid-April until mid-October. The sample collections were synchronized with pesticide applications and completed before and after 2-3 days of insecticide use. The number of caught individuals and species allows a direct estimation of abundance and species richness, considered the average number of individuals and species after each treatment in ten pitfall traps. All staphylinids were sorted and identified up to species level (Freude et al. 1964, 1974; Zerche 1996a, 1996b).

Chitin analyses and molecular dynamics simulation

The chitin surface from the dorsal abdominal part of all species was analyzed with atomic force microscopic investigation. Beetles were collected at each sampling period (i.e. before and after insecticide application) and analyzed species were caught only after insecticide use. Ethylene glycol did not modify the surface characteristics of the chitin. The sample size for each species-insecticide was 2. The exoskeletons were first split horizontally and then the surfaces of each of all three layers were scanned. Computer simulation and steric energy calculation were performed with molecular modeling software Chem3D Ultra version 10.0 to study complexation processes between contact insecticides and chitin.

Molecular dynamics simulation studies in vacuum were performed at a temperature of 300K (26.8° C) over a period of 100 ps (picoseconds). The molecular dynamics computation consisted of a series of steps, which occurred at fixed intervals, typically about 2.0 fs (femtoseconds). The Beeman algorithm for integrating the equations of motion was used to compute new positions and velocities of each atom at each step. Each atom was moved according to the following formula:

$$x_i = x_i + v_i \cdot \Delta t + (5a_i - a_{i\ old}) \cdot (\Delta t)^2 / 8$$

Similarly, each atom was moved for y and z, where x_i, y_i, and z_i are the Cartesian coordinates of the atom, v_i is the velocity, a_i is the acceleration, a_{i old} is the acceleration in the previous step, and Δt is the time between the current step and the previous step. The potential energy and derivatives of potential

Table 1. Geographical localization and characteristics of the investigated orchards.									
	Sites								
	1	2	3	4	5	6	7	8	9
UTM.	46° 6' N, 16° 6' E	48° N, 18° 52' E	46° 3' N, 17° 6' E	47° 2' N, 17° 5' E	47° 5' N, 21° 3' E	48° 12' N, 21° 4' E	47° 36' N, 19° 36' E	47° 16' N, 18° 6' E	46° 54' N, 19° 42' E
Plantation	apple	apple	apple	apple	apple	apple pear	apple pear	apple pear	apple
Soil	clay	clay	clay	sand	sand	clay clay	sand sand	sand sand	sand
Treatment/year	9	10	9	11	11	10	9	11	No

Table 2. Contact insecticides used in the investigated orchards. S1...S8 – Sites investigated, (1...3) – average number of use the insecticide / year.

No.	Commercial name	Active constituent	Chemical formula	Average times used (site / year)
1	Alysstin 25 WP	triflumuron	C ₁₇ H ₁₀ ClF ₃ N ₃ O ₃	S1 (1), S4 (1), S5 (1)
2	Bancol 500	bensulfap	C ₁₇ H ₁₃ NO ₃ S ₄	S2 (2), S3 (3), S5 (1)
3	Basudin 600 EW	diazinon	C ₉ H ₁₂ N ₂ O ₃ PS	S2 (2), S4 (2), S8 (2)
4	BI 58 EC	dimethoate	C ₆ H ₁₁ NO ₂ PS ₂	S3 (3), S4 (1), S8 (1)
5	Danitol 10 EC	fenpropathrin	C ₂₂ H ₂₈ NO ₃	S1 (2), S4 (1), S8 (1)
6	Dimilin 25 WP	diflubenzuron	C ₁₄ H ₁₀ ClF ₂ N ₃ O ₂	S4 (2), S5 (1), S6 (2)
7	Fendona 10 EC	alpha-cypermethrin	C ₂₂ H ₃₄ Cl ₂ NO ₃	S4 (2), S6 (2), S8 (2)
8	Fyfanon 50 EC	malathion	C ₁₀ H ₁₆ O ₄ PS ₂	S2 (2), S6 (2), S7 (2)
9	Karate 5 EC	lambda-cyhalothrin	C ₂₇ H ₃₄ ClF ₃ NO ₃	S6 (2), S7 (3), S8 (1)
10	Magus 200 SC	fenazaquin	C ₂₀ H ₁₂ N ₂ O	S1 (2), S5 (2), S8 (1)
11	Match 50 EC	lufenuron	C ₁₇ H ₁₆ F ₂ N ₃ O ₃	S4 (2), S5 (2), S8 (1)
12	Ortus 5 SC	fenpyroximate	C ₂₀ H ₁₂ N ₂ O ₄	S5 (2), S6 (2), S7 (2)
13	Reldan 40 EC	chlorpyrifos-methyl	C ₈ H ₁₀ Cl ₂ NO ₃ PS	S2 (2), S5 (2), S7 (2)
14	Ultracid 40 WP	methidathion	C ₈ H ₁₁ N ₂ O ₃ PS ₂	S1 (2), S3 (3), S5 (1)
15	Zolone 35 EC	phosalone	C ₁₂ H ₁₀ ClNO ₂ PS ₂	S1 (2), S2 (2), S5 (1)

energy (g_i) were then computed with respect to the new Cartesian coordinates. New accelerations and velocities were computed at each step, according to the following formulas (*m_i* is the mass of the atom):

$$a_{i\,veryold} = a_{i\,old}$$
$$a_{i\,old} = a_i$$
$$a_i = -g_i / m_i$$
$$v_i = v_i + (3a_i + 6a_{i\,old} - a_{i\,veryold}) \cdot \Delta t / 8$$

Along with conformational parameters, the formation of hydrogen bonds was monitored during the whole simulation time (Ferencz et al. 2006). Finally, the steric energy and the stability indexes (*Ds*) were calculated between chitin and contact insecticides applied during the experiment, using the following formula:

$$Ds = 100 - \frac{E_k}{E_{Chit} + E_{Insectic}} \cdot 100$$

where *Ds* is the stability index and represents the percent decrease of the complexes' steric energy (*E_k*) compared to the sum of the energy of the host (*E_{Chit}*) and guest (*E_{Insectic}*) (Ferencz et al., 2006). The complexes with *Ds* > 50% were considered stable, whereas the complexes with *Ds* < 35 unstable.

Analyses of variance were used to compare the mean abundance and species richness/10 trap/assessment for each site of study. Two-way ANOVA were used to compute the means of abundance and species richness

before and after insecticide applications and to compare the mean abundances, respectively; species richness after insecticide treatment; and stability index (*Ds*) of the complexes.

Based on results of complexation between chitin and tested insecticides, correlation coefficient was computed between different physico-chemical properties (*Ds*, liposolubility, persistence, water solubility, and soil adsorption coefficient) and abundance after each insecticide using EPI Suite v 3.20 and *Regressim*, a personal developed software (©Ferencz 1997). The equation of the multiple regressions was the following:

$$N = 109.35 - 2.14 \cdot Ds + 174.72 \cdot \log P - 4.14 \cdot 10^{-2} \cdot Pe + 3.80 \cdot 10^{-2} \cdot S - 91.73 \cdot \log Koc$$

Results

Sample collection

Altogether, 6187 individuals belonging to 238 species were collected. The most frequently found were *Dinaraea angustula* (Gyllenhal, 1810), *Palporus nitidulus* (Fabricius, 1781), *Aleochara bipustulata* (L., 1761), *Oligota pumilio* (Kiesenwetter, 1858), *Dexiogyia corticina* (Erichson, 1837), *Xantholinus linearis* (Olivier, 1794), *Xantholinus longiventris* (Heer, 1839), *Sphenoma abdominale* (Mannerheim, 1830), and *Omalium caesum* (Gravenhorst, 1806). These accounted for 45.54% of the total individuals in the twelve experimental sites. Significant differences in abundance were observed for all sites, except Site 1. The species richness was low in Site 5 and high in the control plot (Table 3).

Chitin analyses and molecular dynamics simulation

Atomic force microscopic analyses revealed that the surface layers of the chitin were

Table 3. Mean abundance and species richness / 10 trap / assessment for each site of study (ANOVA).

Blocks	Mean no. of individuals	F	df	P (95%)	Mean no. of species	F	df	P (95%)
Site 1 apple	34.8	1.66	11	0.09	1.9	7.81	11	0.36
Site 2 apple	9.94	2.36	11	0.01	1.03	6.48	11	0.18
Site 3 apple	18.9	4.91	11	0	1.3	18.93	11	0.9
Site 4 apple	32.97	3.61	11	0	1.17	13.64	11	0.29
Site 5 apple	5.3	2.75	11	0	1.03	3.55	11	0.03
Site 6 apple	11.7	3.41	11	0	1.5	11.37	11	0.52
Site 6 pear	9	3.48	11	0	1.27	7.13	11	0.98
Site 7 apple	30.55	2.5	11	0.01	1.5	19.09	11	0.91
Site 7 pear	33.7	3.2	11	0.02	1.3	9.94	11	0.58
Site 8 apple	9.1	2.66	11	0	1.63	9.58	11	0.78
Site 8 pear	28.4	3.61	11	0	1.53	12.1	11	0.06
Site 9 apple								
CONTROL	32	1.09	11	0	1.93	27.44	11	0

relatively similar for each species; all of them being extremely uneven (rough or rugged) presenting several protuberances and valleys. These structures allow the formation of complexes between chitin and insecticides (Figure 1).

Ds value was computed for each complex (chitin + insecticide) (Table 4). The higher the decrease of the steric energy, the more stable the formed complex. Complexes with *Ds* > 50 were considered stable, whereas complexes with *Ds* < 35 were considered unstable. Six insecticides formed a very stable complex with chitin; three were relatively unstable, while the other six produced medium stability, in many cases with *Ds* > 45 (Table 4).

By modeling the complexation process between insecticides and chitin, differences (key-lock type conformational fittings) were recorded not only in insecticide, but also in chitin molecules. Complexes with triflumuron were among the highest because of the polarity of the insecticide molecule, the presence of the F and Cl atoms and amidic groups, which contributed to stable hydrogen and van-der-Waals interactions with chitin. By modeling the formation of complexes between chitin and alpha cypermethrin, high stability (*Ds* = 50.22) was observed due to the polar molecule of cypermethrin. Lambda-cyhalothrin seems to form a stable complex with chitin because of the possibility of steric adaptation of the apolar part on the chitin

Table 4. Steric energies, its components and the stability (*Ds*) of the chitin, insecticides and its complexes (kcal/mol).

No.	Compounds	Steric energy	Ds (%)	Stability
ch.	16 chitin	198.82		
1	triflumuron	13.94		
ch.+1	16 chitin+triflumuron	83.18	60.91	high
2	benzsultap	0.7		
ch.+2	16 chitin+benzsultap	103	48.38	medium
3	diazinon	10.9		
ch.+3	16 chitin+diazinon	129.18	38.4	medium
4	dimethoate	6.09		
ch.+4	16 chitin+dimethoate	135.84	33.71	low
5	fenpropathrin	25.2		
ch.+5	16 chitin+fenpropathrin	96.94	56.73	high
6	diflubenzuron	0.17		
ch.+6	16 chitin+diflubenzuron	98.61	50.44	high
7	α -cypermethrin	21.83		
ch.+7	16 chitin+alpha-cypermethrin	109.82	50.23	high
8	malathion	25.61		
ch.+8	16 chitin+malathion	118.07	47.39	medium
9	lambda-cyhalothrin	30.84		
ch.+9	16 chitin+lambda-cyhalothrin	179.53	21.82	low
10	fenazaquin	9.35		
ch.+10	16 chitin+fenazaquin	194.69	6.48	low
11	lufenuron	41.15		
ch.+11	16 chitin+lufenuron	140.3	41.53	medium
12	fenpyroximate	41.94		
ch.+12	16 chitin+fenpyroximate	102.65	57.36	high
13	chlorpyrifos-methyl	14.09		
ch.+13	16 chit.+chlorpyrifos-methyl	100.93	52.6	high
14	methidathion	20.24		
ch.+14	16 chitin+methidathion	117.13	46.53	medium
15	phosalone	14.28		
ch.+15	16 chitin+phosalone	115.87	45.63	medium

B – stretch-bend.

surface; however, this *Ds* value was only 21.82. The apolar molecule of fenazaquine establishes a more unstable complex with the substrate (chitin), which may be due to the extended hydrophobic molecular surface.

The cumulative species abundance was similar before and after insecticide applications (*F* = 1.21, *df* = 11, *P* < 0.24), however the cumulative species richness was higher before treatments (*F* = 2.77, *df* = 11, *P* < 0.01). Comparing the mean abundance before and after insecticide application individually for each insecticide, a higher value was observed before alpha-cypermethrin (*Ds* = 50.23) (*F* = 2.41, *df* = 14, *P* < 0.03) and lambda-cyhalothrin (*Ds* = 21.82) (*F* = 1.31, *df* = 14, *P* < 0.01) spraying

and lower abundance before diflubenzuron ($D_s = 50.44$) ($F = 2.76$, $df = 14$, $P < 0.01$), malathion ($D_s = 47.39$) ($F = 2.91$, $df = 14$, $P < 0.01$, lufenuron ($D_s = 41.53$) ($F = 2.10$, $df = 14$, $P < 0.05$), and phosalone ($D_s = 45.63$) ($F = 2.40$, $df = 14$, $P < 0.03$) application (Figure 2). The species richness was higher before chlorpyrifos-methyl ($D_s = 52.59$) ($F = 1.20$, $df = 14$, $P < 0.001$) use (Figure 3).

Discussion

The findings are consistent with other studies, which also showed high abundance and species richness of rove beetles in conventional systems (Shah et al. 2003; Weisberg and Reisman 2008).

In other experiments, the chlorpyrifos-methyl toxicity was 23.5 times lower, whereas the malathion toxicity was 32.0 times lower after 24 h (Kljajić and Perić 2006). Other authors found dichlorvos to have the highest mean lethal concentration on beetles, *Sitophilus oryzae* (L.) (Coleoptera: Curculionidae), after 4–5 hours of contact (Champ et al. 1969; Grenier and Grenier 2008). Another study reported chlorpyrifos-methyl toxicity was 1.6 times higher than malathion after 7 hours of exposure of normally susceptible *S. oryzae*

weevils, and toxicity to *S. granarius* was 6.5 times higher. Chlorpyrifos-methyl was 3.5 times more toxic to granary weevils than to rice weevils, while malathion showed similar toxicity to both species (Williams and Guesclin 1978; Relyea 2005).

According to these results, insecticides which form stable complexes with chitin have longer persistence on the insect body, and the probability of penetration of active component through the chitin to the target site is slowed down. Species abundance did not change in most of the cases, but in some cases it increased (for diflubenzuron, malathion, lufenuron, and phosalone) after insecticide treatment. The species richness, however, remained the same or decreased (for chlorpyrifos-methyl) after the application of the same insecticides. Few studies reported the insecticide resistance of rove beetles, and no studies address the molecular background of resistance for this group. In a greenhouse evaluation of the effects of pesticides, when releases of *A. coriaria* adults were performed both before and after application of the designated pesticide solutions, both chlorpyrifos at both low and high label rates and chlorfenpyr were directly harmful to the rove beetle, *A. coriaria*. *Bacillus thuringiensis*

Table 5. The partial correlation coefficient between the physico-chemical properties of the insecticides and the abundance of rove beetles after 2-3 days of insecticide application.

Contact pesticide	N	Ds (%)	Liposolubility (logP)	Persistence (Pe)	Water solubility (S)	Soil absorption (logKoc)
triflumuron	173	60.9	4.24	6330	0.02	3.05
benzsultap	251	48.37	3.21	1600	0.75	4.94
diazinon	293	38.4	3.86	1140	40	3.12
dimethoate	885	33.7	0.28	596	25000	1.38
fenpropathrin	643	56.72	5.62	3320	0.01	4.47
diflubenzuron	65	50.44	3.59	5820	0.08	3.02
alpha cypermethrin	465	50.22	6.38	9990	0.004	5.03
malathion	117	47.39	2.29	651	143	1.48
lambda-cyhalothrin	239	21.82	6.85	10800	0.005	5.67
fenazaquin	569	6.47	5.76	3360	0.22	4.88
lufenuron	139	41.53	6.61	9500	0.06	4.86
fenpyroximate	111	57.36	5.57	2380	0.01	5.53
chlorpyrifos-methyl	91	52.59	3.68	1730	4.76	3.3
methidathion	213	46.57	1.58	1150	187	1
phosalone	703	45.62	4.29	1180	3.05	1.76
$R^2_{N(Ds, logP, Pe, S, logKoc)}$		0.01	0.23	0.14	0.45	0.09
F-ratio		0.31	6.01	3.65	11.61	2.34

N – Number of individuals after 2-3 days of the insecticide application,
 R^2_N - Partial correlation coefficient to each (D_s , $logP$, Pe , S and $logKoc$) independent variable
F - Relative ratios to each independent variable.

subsp. *israelensis*, flonicamid, spinosad, and azadirachtin, however, were not directly toxic to *A. coriaria* adults (Cloyd et al. 2009). In open field conditions such as apple orchards, the greater mobility of staphylinids, which fly more readily than the most Coleoptera, may enable them to avoid pesticide applications in individual fields; but it may also enable them to quickly re-colonize orchards. However, considering these factors together they cannot fully explain the fluctuations in density immediately after insecticide application. Therefore, based on our results, the correlation coefficients between different physico-chemical properties of the insecticides such as stability (D_s), liposolubility or octanol - water partition coefficient ($\log P$), persistence in hour (P_e), water solubility in mg/L (S), soil adsorption coefficient ($\log K_{oc}$), and the average density of rove beetles after 48 h of insecticide application (N) (Table 5) were computed. A negative correlation was observed between stability (D_s), persistence time (P_e), soil absorption coefficient ($\log K_{oc}$), and abundance. As these values increased, the abundance decreased. The relation was weak only in the case of fenprothrin, due to a species of *Dinaraea angustula* (Gyllenhal 1810), which accounted for more than 50% of the total individuals in only one of the orchards. Positive correlations were observed between the following parameters: octanol – water partition coefficient ($\log P$), water solubility (S) (mg/L), and abundance (Table 5). All in all, the multiple correlation coefficient (R^2) was 0.6492 ($R = 0.8057$, $F = 3.33$), which means that these factors together determined 80.57% the abundance of rove beetle species 2-3 days after insecticide treatment.

We can conclude that certain contact pesticides can be compatible or partially

compatible with, and can be used along with, rove beetles species in apple systems that use these natural enemies to manage insect pests. Further studies are needed to fully understand the physiological background of conventional chemical–use on beneficial insects in agricultural fields.

Acknowledgements

The authors are grateful to Zoltán Nédai and Cosmin Farcau for their invaluable help in scanning electron microscope analyses. Our research was financially supported by the Hungarian Academy of Science.

References

-
- Aebischer NJ, Potts GR. 1990. Long-term changes in numbers of cereal invertebrates assessed by monitoring. *Pests and Diseases* 1: 163-172.
- Andersen A. 1982. The effect of different dosages of isofenphos on Carabidae and Staphylinidae. *Sonderdruck aus Bd* 94: 61-65.
- Andersen A. 1991. Carabidae and Staphylinidae (Col.) frequently found in Norwegian agricultural fields. New data and review. *Fauna Seria B* 38: 65-76.
- Andersen A. 2000. Long term developments in the carabid and staphylinid (Col. Carabidae and Staphylinidae) fauna during the conversion from conventional to biological farming. *Journal of Applied Entomology* 124: 51-56.
- Andras P, Gwyther R, Madalinski AA, Lynden SJ, Andras A, Young MP. 2007. Ecological network analysis: an application to the evaluation of effects of pesticide use in an agricultural environment. *Pest Management Science* 63: 943-953.

Balog A, Markó V, Imre A. 2009. Farming system and habitat structure effects on rove beetles (Coleoptera: Staphylinidae) assembly in Central European apple and pear orchards. *Biologia* 64: 1-6.

Balog A, Markó V, Szarvas P. 2008. Dominance, activity-density and prey preferences of rove beetles (Coleoptera: Staphylinidae) in conventionally treated agro-ecosystems. *Bulletin of Entomological Research* 98: 259-269.

Botha JH. 1994. Contact toxicity of some pesticides to *Oligota flageli* (Bernhauer) a predatory beetle in deciduous fruit orchards. *Journal of South Africa Society of Horticultural Science* 1: 150-151.

Botha JH, Plessis D. 1995. Effects of suspray ultra-fin R. summer oil on European red mite in apple orchards. *Journal of South Africa Society of Horticultural Science* 1: 101-105.

Champ BR, Steele RW, Genn BG, Elms KD. 1969. A comparison of malathion, diazinon, fenitrothion and dichlorvos for control of *Sitophilus oryzae* (L.) and *Rhyzopertha dominica* (F.) in wheat. *Journal of Stored Products Research* 5: 21-48.

Chaudhry MQ. 1999. A review of the mechanisms involved in the action of phosphine as an insecticide and phosphine resistance in stored-product insects. *Pest Management Science* 49: 213-228.

Cloyd RA, Timmons NR, Goebel JM, Kemp KE. 2009. Effect of Pesticides on Adult Rove Beetle *Atheta coriaria* (Coleoptera: Staphylinidae) Survival in Growing Medium. *Journal of Economic Entomology* 102(5): 1750-1758.

Ferencz L, Tőkés B, Ferencz R, Szilágyi Á, Harmath J. 2006. Peszticidok

nanokapszulázási folyamatainak molekuláris modellezése. I. A kölcsönhatások molekuláris szerkezeti és energetikai tényezői. *Revista Medicina and Farmacia* 52: 258-266.

Freude H, Harde WK, Lohse GA. 1964. *Die Käfer Mitteleuropas*. Band 4 Staphylinidae I. Krefeld, Goecke & Evers.

Freude H, Harde WK, Lohse GA. 1974. *Die Käfer Mitteleuropas*. Band 4 Staphylinidae II. Krefeld, Goecke & Evers.

Good JA, Giller PS. 1991. The diet of predatory staphylinid beetles - a review of records. *Entomologists Monthly Magazine* 127: 77-89.

Grenier S, Grenier AM. 2008. Fenoxycarb, a fairly new insect growth regulator: review of its effects on insects. *Annals of Applied Biology* 122: 369-403.

Howard JF. 1998. Staphylinidae, In: Woodruff R, Editor. *Checklist and bibliography of the insects of Grenada and the Grenadines*, 2: 36-43. Centre for Systematic Entomology.

Kljajić P, Perić I. 2006. Susceptibility to contact insecticides of granary weevil *Sitophilus granarius* (L.) (Coleoptera: Curculionidae) originating from different locations in the former Yugoslavia. *Journal of Stored Products Research* 42: 149-161.

Krooss S, Schaefer M. 1998. The effect of different farming systems on epigeic arthropods: a five-year study on the rove beetles fauna (Coleoptera: Staphylinidae) of winter wheat. *Agriculture Ecosystem & Environment* 69: 121-133.

Perner J, Malt S. 2002. Zur epigäischen Arthropodenfauna von landwirtschaftlichen Nutzflächen im Thüringen Becken Teil 2:

Käfer (Insecta: Coleoptera). Ausgegeben 16: 267-271.

Relyea RA. 2005. The impact of insecticides and herbicides on the biodiversity and productivity of aquatic communities. *Ecological Applications* 15: 618-627.

Rimmer DA, Johnson PD, Kelsey A, Warren ND. 2009. Field experiments to assess approaches for spray drift incident investigation. *Pest Management Science* 65: 665–671.

Samsøe–Petersen L. 1993. Effects of 45 insecticides, acaricides and molluscides on the rove beetles *Aleochara bilineata* (Col: Staphylinidae) in the laboratory. *Entomophaga* 38: 371-382.

Samsøe–Petersen L. 1995a. Effect of 37 fungicides on the beetle *Aleochara bilineata* (Col: Staphylinidae) in the laboratory. *Entomophaga* 4: 145-151.

Samsøe–Petersen L. 1995b. Effects of 67 herbicides and plant growth regulators on the rove beetles *Aleochara bilineata* (Col: Staphylinidae) in the laboratory. *Entomophaga* 40: 97-105.

Shah PA, Brooks DR, Ashby JE, Perry JN, Woiwod IP. 2003. Diversity and abundance of the coleopteran fauna from organic and conventional management system in southern England. *Agriculture and Forest Entomology* 5: 51-60.

Sunderland KD. 1992. Effects of pesticides on the population ecology of polyphagous predators. *Annals of Applied Biology* 31: 19-28.

Weisberg M, Reisman K. 2008. The robust Volterra principle. *Philosophical Science Archive* 75: 106–131.

Wickerman GP, Coombes DS, Turner G, Mead-Briggs MA, Edwards J. 1987. The effect of pirimicarb, dimethoate and deltamethrin on Carabidae and Staphylinidae in winter wheat. *Proceedings XXXIX. International Symposium on Crop Protection*, Gent Belgium.

Williams TGA, Du Guesclin PB. 1978. Laboratory evaluation of malathion, chlorpyrifos and chlorpyrifos-methyl for use against beetles infesting stored wheat. *Journal of Stored Products Research* 14: 163–168.

Zerche L. 1996a. Studien alpiner und montaner Oxypoda-Arten (Coleoptera: Staphylinidae, Aleocharinae). *Beiträge zur Entomologie* 46: 25-33.

Zerche L. 1996b. Die Oxypoda-arten der Kanarischen Inseln (Coleoptera: Staphylinidae, Aleocharinae). Taxonomie, Bionomie, Phylogenie und Biogeographie. *Beiträge zur Entomologie* 46: 277-372.




Figure 1. The atomic force microscopic image of the chitin surface of a rove beetle. High quality figures are available online.

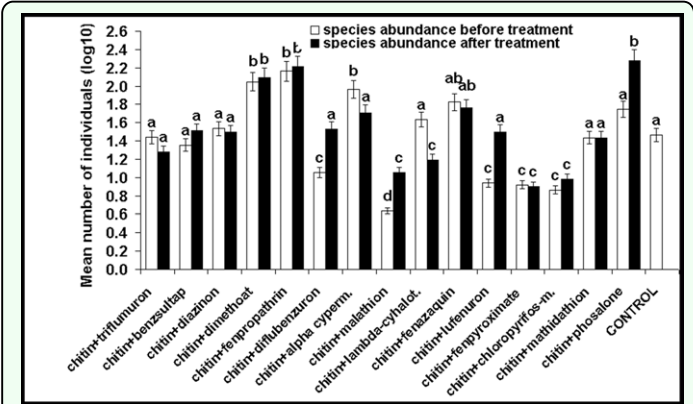


Figure 2. Species abundance (log10) before and after insecticide application (average numbers of individuals in 10 pitfall tap/assessment). (Two-way ANOVA, different letters mean statistical significant differences). High quality figures are available online.

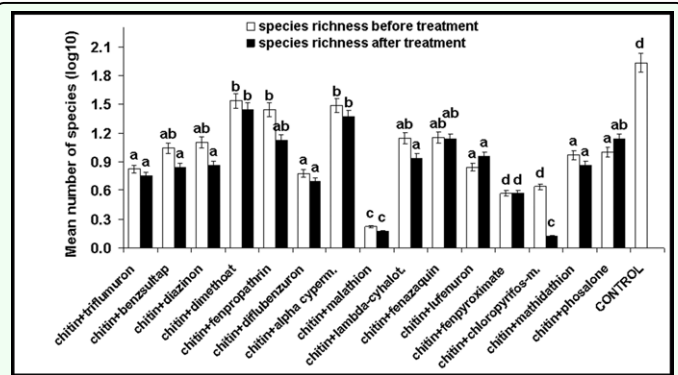


Figure 3. Species richness (log10) before and after insecticide application (average numbers of individuals in 10 pitfall tap/assessment). (Two-way ANOVA, different letters mean statistical significant differences). High quality figures are available online.