

Measurement of Time Taken by the Formosan Termite, *Coptotermes formosanus*, to Pass Tunnel Intersections

Authors: Ku, Sook Jung, Nan-Yao, Su, and Sang-Hee, Lee

Source: Journal of Insect Science, 12(23) : 1-7

Published By: Entomological Society of America

URL: <https://doi.org/10.1673/031.012.2301>

The BioOne Digital Library (<https://bioone.org/>) provides worldwide distribution for more than 580 journals and eBooks from BioOne's community of over 150 nonprofit societies, research institutions, and university presses in the biological, ecological, and environmental sciences. The BioOne Digital Library encompasses the flagship aggregation BioOne Complete (<https://bioone.org/subscribe>), the BioOne Complete Archive (<https://bioone.org/archive>), and the BioOne eBooks program offerings ESA eBook Collection (<https://bioone.org/esa-ebooks>) and CSIRO Publishing BioSelect Collection (<https://bioone.org/csiro-ebooks>).

Your use of this PDF, the BioOne Digital Library, and all posted and associated content indicates your acceptance of BioOne's Terms of Use, available at www.bioone.org/terms-of-use.

Usage of BioOne Digital Library content is strictly limited to personal, educational, and non-commercial use. Commercial inquiries or rights and permissions requests should be directed to the individual publisher as copyright holder.

BioOne is an innovative nonprofit that sees sustainable scholarly publishing as an inherently collaborative enterprise connecting authors, nonprofit publishers, academic institutions, research libraries, and research funders in the common goal of maximizing access to critical research.



Measurement of time taken by the Formosan termite, *Coptotermes formosanus*, to pass tunnel intersections

Sook Jung Ku^{1a}, Nan-Yao Su^{2b}, and Sang-Hee Lee^{3c*}

¹Division of Forest Resources, College of Forest and Environmental Sciences, Kangwon National University, Kangwon, South Korea

²Department of Entomology and Nematology, Ft. Lauderdale Research and Education Center, University of Florida, Ft. Lauderdale, Florida, USA

³Division of Fusion Convergence of Mathematical Sciences, National Institute for Mathematical Sciences, Daejeon, South Korea

Abstract

Subterranean termites build complex tunnel networks below ground for foraging. During the foraging activity, termites may encounter a considerable number of tunnel intersections. When they encounter the intersections, they spend some time gathering information for making a decision regarding their moving direction by antennation. The spent time is likely to be directly connected to the termites' survival because depending on the time, the total traveling time taken by the termites for transferring food resources from the site of food to their nest can vary significantly because of many intersections. In the present study, we measured the time spent by a termite to pass an intersection with widths of W_1 and W_2 (W_1 and W_2 : 2, 3, or 4 mm); τ_L , τ_R , and τ_S are the passing time for turning left, turning right, and going straight, respectively. W_1 represents the width of the tunnel in which the termites advanced, and W_2 represents the width of the other tunnel encountered by the advancing termites. For the combinations of W_1 and W_2 , $(W_1, W_2) = (2, 2), (3, 3), (2, 3), (2, 4), (3, 4),$ and $(4, 3)$, the values of τ_L , τ_R , and τ_S in each case were statistically equal. For $(W_1, W_2) = (3, 2), (4, 2),$ and $(4, 4)$, τ_S was shorter than τ_L and τ_R in each case. The experimental results are briefly discussed in relation to the termite foraging efficiency.

Keywords: foraging efficiency, termite tunnel intersection, termite tunnel network, traffic efficiency

Correspondence: sunchaos@nims.re.kr, * Corresponding author

Editor: Mario Muscedere was Editor of this paper.

Received: 17 March 2011, **Accepted:** 24 May 2011

Copyright : This is an open access paper. We use the Creative Commons Attribution 3.0 license that permits unrestricted use, provided that the paper is properly attributed.

ISSN: 1536-2442 | Vol. 12, Number 23

Cite this paper as:

Ku SJ, Su N-Y, Lee S-H. 2012. Measurement of time taken by the Formosan termite, *Coptotermes formosanus*, to pass tunnel intersections. *Journal of Insect Science* 12:23 available online: insectscience.org/12.23

Introduction

Subterranean termites forage for food resources by constructing tunnel networks below ground. The network geometry reflects a compromise between the foraging efficiency and other biological and/or ecological constraints such as the number of active foragers, soil density, and food availability (Le Comber et al. 2006; Lee et al. 2007a). Hence, understanding the tunnel network pattern may provide one important key to understanding the termite foraging behavior towards maximizing the foraging efficiency (Campora and Grace 2001; Puche and Su 2001). With simulation studies, Lee et al. (2006, 2007, 2009), Lee and Su (2009a, 2009b 2010), and Jeon et al. (2010) reported the relationship between tunnel network patterns and foraging efficiency. Thus far, most theoretical research on how a termite tunnel pattern is efficient in foraging has concentrated on the geometry of the tunnel patterns at a colony level.

In contrast, two papers (Lee et al. 2008; Ku et al. 2010) dealt with termite behavior in relation to the foraging efficiency at an individual level. Lee et al. (2008) revealed that when termites passed a corner of a bent tunnel, they moved faster in a rounded corner than in a sharp corner, which in turn improved the termite tunnel-traffic efficiency. The study of Lee et al. (2008) revealed that the traffic efficiency, defined as the termite moving speed in tunnels, is an important factor affecting the foraging efficiency. Ku et al. (2010) showed that when termites encounter tunnel intersections while traveling in the tunnel network, they selected a relatively wide tunnel. The wide paths are likely to be paths that termites more traveled, which would indicate economic paths to

decrease their traveling distance from the food resources to their nest.

In the present study, as a follow-up research to that of Ku et al. (2010), we measured the time required for a termite to pass the intersection with combinations of widths (W_1 and W_2 : 2, 3, or 4 mm) while selecting different directions—turning left, turning right, or moving straight. The passing time could be an important factor affecting the foraging efficiency because while traveling in a tunnel network, termites are likely to encounter numerous tunnel intersections. A small time difference in selecting a different direction could accumulate to a large value of the total traveling expenses.

Materials and Methods

Formosan subterranean termites, *Coptotermes formosanus* Shiraki (Isoptera: Rhinotermitidae), were collected from monitoring stations by using the method of Su and Scheffrahn (1986). The collected termites were brought back to the laboratory and were separated from their stations and processed immediately in the laboratory as described by Tamashiro et al. (1973). Termites were then placed in a release chamber that contained wooden sticks (length: approximately 3 cm) as a food source. The chamber was kept at 27 ± 2 °C.

Two-dimensional foraging arenas were used for this study. The experimental arena consisted of two layers (13×13 cm) of clear Plexiglas (thickness: 2 mm) and a middle layer. The middle layer had a circular space (diameter: 10 cm; height: 2 mm). A hole (1.5 cm diameter) was drilled on the top and middle layers of the arena to allow termite entry. The 2 mm gap between the Plexiglas

sheets were filled with sifted sand (0.3-0.35 mm, sieved) moistened with deionized water (approximately 7% sand by weight). The sand in the middle layer was compacted to a bulk density of approximately 1.3 g/cm^3 .

After opening the top layer, two tunnels intersecting at a 90° angle in the sand substrate were carefully excavated using a sharp cutting knife which took less than one minute. As soon as the excavation was complete, the top layer was covered to minimize moisture evaporation. The ends of the two tunnels were connected to the introduction holes, and the tunnels had varying widths of W_1 and W_2 (i.e., 2, 3, or 4 mm), where W_1 represents the width of the tunnel in which the termites advanced, and W_2 represents the width of the other tunnel encountered by the advancing termites (Figure 1).

Three to eight replications were carried out for each combination of W_1 and W_2 (W_1 , W_2). Each arena was placed in a horizontal position in a room kept at 26°C . Forty workers plus 4

soldier termites were introduced into the arena through the introduction hole. The holes were then covered with plastic plugs to prevent airflow. The 44 termites were allowed to acclimatize to their new environment for 20 min. After this period, their movements were continuously recorded for one hour with a digital camcorder mounted above the substrate. Using the recording, we measured the time, τ , taken by a termite to pass the intersections and select different directions, i.e., turning left (τ_L), turning right (τ_R), or moving straight (τ_S). The intersection area was defined as a $10 \times 10 \text{ mm}$ square (Figure 1). Only data of worker termites that were physically uninfluenced by the other termites at the tunnel intersection were used for analysis.

Results

As soon as the termites were introduced into the experimental area with a preformed tunnel intersection, they began to move along the tunnel. This behavior is likely to be escaping behavior. Thus, 10 minutes were given for termites to adapt to the arena. After the time, termite movement behavior was observed at the intersection. Some termites stopped walking and antennated laterally to touch the tunnel wall for a short period of time presumably to obtain information of the sudden change in the circumambient geometry (Lee et al. 2008), but others kept moving straight or attempted to change their moving direction without the antennation behavior. Other additional behaviors were observed. For example, some termites determined their direction at the intersection and turned their body to pass the intersection. After that, they stopped moving and began to move back to the intersection. Such kind of behavior was excluded from analysis because it occurred irregularly and difficult to characterize.

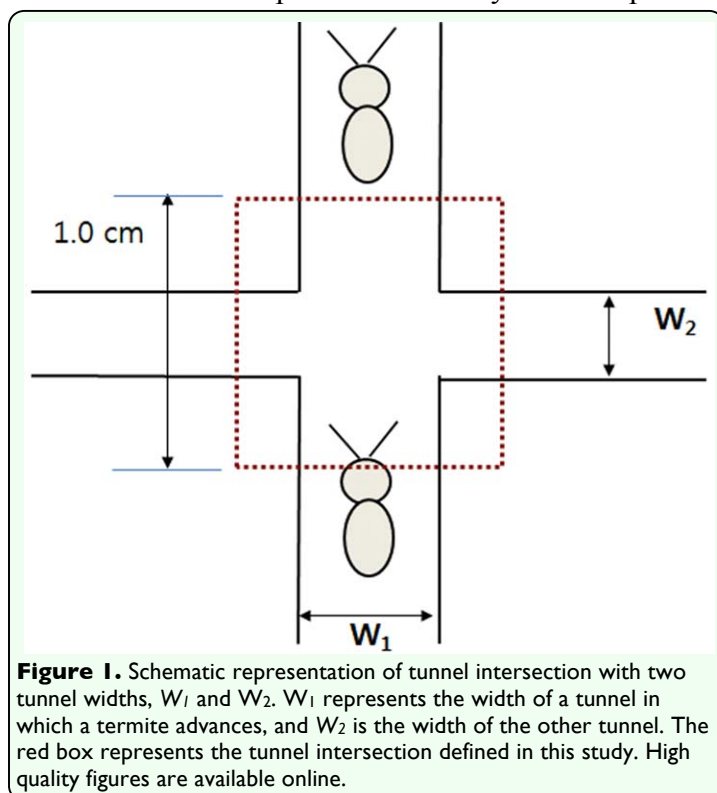




Table 1. Mean time (seconds) \pm SD for a termite to pass at the intersection of tunnels with widths of W_1 (mm) and W_2 (mm) in nine arenas.

(W_1, W_2)	τ_L	τ_S	τ_R	df	Mean Squares	F	p-value
(2, 2)	5.638 \pm 3.333a	6.616 \pm 3.299a	5.278 \pm 3.160a	143	10.656	20.13	0.122
(3, 3)	3.314 \pm 4.876a	2.483 \pm 1.300a	3.275 \pm 2.360a	147	1.348	1.062	0.348
(4, 4)	3.672 \pm 1.450a	2.944 \pm 1.742b	4.249 \pm 1.983a	147	3.025	7.064	0.001
(2, 3)	4.312 \pm 2.562a	5.770 \pm 1.485a	4.200 \pm 1.936a	104	5.083	1.701	0.187
(2, 4)	4.144 \pm 2.777a	4.570 \pm 1.827a	3.601 \pm 1.755a	105	5.301	1.3	0.277
(3, 4)	3.280 \pm 1.704a	4.327 \pm 1.849a	4.084 \pm 2.065a	95	3.467	2.883	0.061
(3, 2)	3.736 \pm 1.822a	2.426 \pm 1.069b	3.753 \pm 1.407a	132	2.128	12.85	0
(4, 2)	3.239 \pm 1.732a	1.401 \pm 1.042b	3.365 \pm 1.692a	143	2.299	25.99	0
(4, 3)	3.039 \pm 1.267a	3.016 \pm 1.362a	3.115 \pm 1.537a	125	1.925	0.057	0.944

τ_L , τ_R , and τ_S represent the mean time required for passing the intersection and selecting the left, right, and straight directions, respectively. Mean values followed by the same letters within a row are not significantly different ($\alpha = 0.05$; one-way ANOVA test with Scheffe's test for a post-hoc multiple comparison).

For arenas in which $(W_1, W_2) = (2, 2)$ and $(3, 3)$, the values of τ_L , τ_R , and τ_S in each case were statistically the same (see Table 1). This was because the selection of different directions provided no advantage with respect to the tunnel width, and in particular, the narrow intersection area in comparison to the termite body length (~ 3 mm) made walking difficult, which in turn diluted the time difference in selecting different directions. However, for $(W_1, W_2) = (4, 4)$, the value of τ_S was significantly smaller than the values of τ_L and τ_R , while the values of τ_L and τ_R were statistically the same in each case. Most termites moving straight passed the intersection without stopping. In the case that termites advanced from a relatively narrow tunnel to the intersection connecting to wider

tunnels ($(W_1, W_2) = (2, 3)$, $(2, 4)$, and $(3, 4)$), the values of τ_L , τ_R , and τ_S were statistically the same in each case. For $(W_1, W_2) = (2, 3)$ and $(2, 4)$, turning into wider tunnels at left or right may have saved time (hence $\tau_L, \tau_R < \tau_S$), but termites also took more time to change their direction, and during the direction change at the intersection they turned their body vertically and walked on the sidewall (Figure 2). This behavior increased τ_L and τ_R , which consequently led to the result $\tau_L = \tau_R = \tau_S$. For $(W_1, W_2) = (3, 4)$, many termites turning left or right touched the right-angled corner of the intersection because of the deviation in their walking (Figure 3). As soon as the termites touched the corner, they exhibited the antennation behavior. This diluted the advantage of the relatively large tunnel width, which consequently led to the



statistically equal values of τ_L , τ_R , and τ_S . When the termites advanced from a relatively wide tunnel to the intersection connecting to narrower tunnels ($(W_1, W_2) = (3, 2)$ and $(4, 2)$), the value of τ_S was significantly smaller than the values of τ_L and τ_R because of the same reason as the case of $(W_1, W_2) = (4, 4)$.

Discussion

Previous studies (Lee et al. 2006, 2007a, 2007b, 2009a, 2009b) showed that the geometry of a termite tunnel network is closely related to foraging efficiency at the colony level. Further studies revealed that the traffic efficiency (defined as the termite's walking speed in tunnels) and the directional selection at the tunnel intersections were important factors affecting the foraging efficiency (Lee et al. 2008; Ku et al. 2010).

During foraging activity, termites encounter numerous tunnel intersections. Termites preferred to select a relatively wide tunnel at the intersections, which could be a mechanism to find the shortest path from the food resources to the nest. In the present study, we measured the time taken by a termite to pass an intersection and selecting a different direction—turning left, turning right, and moving straight. This information is important to understand termite foraging behavior in maximizing foraging efficiency. Animal foraging efficiency is determined in large part by food search and transport efficiency (Torres-Contreras and Vasquez 2004; Pyke 1978). Conceptually, the foraging efficiency for termites can be defined as the ratio of the number of encountered food resources for foraging time to the sum of the shortest length from the location of the food to the nest (Lee et al. 2007a). Thus, the measured time for each direction is directly related to the foraging efficiency because the time could be

accumulated during the termites' travel in the tunnel networks. Termites spent significantly less time to pass an intersection in the case of $(W_1, W_2) = (3, 2)$, $(4, 2)$, and $(4, 4)$. In the other cases, no difference in the passing time was found. When traveling in the tunnel network, termites are likely to be faced with two intersection types: $W_1 < W_2$ or $W_1 > W_2$, where W_1 is the width of the tunnel where termites are present, and W_2 is the width of the connecting tunnel termites may encounter. Most advancing termites faced with the case of $W_1 < W_2$ would change their moving direction at the intersection, following the relatively wide tunnel selection mechanism; subsequently, they would confront the case of $W_1 > W_2$. For an established colony, most termites in a tunnel network may travel along the relatively wide tunnels, and our results showed that termites advancing from a relatively wide tunnel into the intersection may continue going straight, which could be a viable strategy for improving the foraging efficiency. It is unknown, however, if our results are consistent with field observations because there could be many other constraining conditions associated with the physical factors such as soil hydrology and soil particle size (Su and Puche 2003). In addition to these factors, the various widths and wall roughness of a natural termite tunnels may affect the time taken by a termite to pass an intersection (Lee et al. 2008a, 2008b). Additionally, in this study, we simplified the tunnel intersections as two linear tunnels intersecting at 90° , which may be valid at the scale of termite body length (3–4 mm). Su et al. (2004) reported that the intersection angles are in the range of ~ 70 – 90° in many cases, which support the validation of the simplification. However, for some cases we found intersection angles measuring less than 50° . Thus, the effect of the intersection angles needs to be considered. Nevertheless,

results obtained in this study are valuable because they provide insights into the foraging efficiency at the individual level. These results also suggest directions for future empirical investigations of the termite foraging strategy in relation to the traffic efficiency.

Acknowledgements

This research was supported by the National Institute for Mathematical Sciences.

References

-
- Campora CE, Grace JK. 2001. Tunnel orientation and search pattern sequence of the Formosan subterranean termite (Isoptera: Rhinotermitidae). *Journal of Economic Entomology* 94: 1193-1199.
- Jeon W, Kang S-Y, Su N-Y, Lee S-H. 2010. The constraint condition for subterranean termites' foraging strategy. *Journal of Insect Science* 10: 146. Available online, <http://www.insectscience.org/10.146>
- Ku SJ, Su N-Y, Lee S-H. 2010. Directional selection by subterranean termites, *Coptotermes formosanus* Shiraki (Isoptera: Rhinotermitidae), at tunnel intersection. *Entomological Sciences* 13: 363-366.
- Le Comber SC, Seabloom EW, Romanach SS. 2006. Burrow fractal dimension and foraging success in subterranean rodents, a simulation. *Behavioral Ecology* 17: 188-195.
- Lee S-H, Su N-Y. 2009a. The effects of fractal landscape structure on the territory size distribution of subterranean termites: A simulation study. *Journal of Korean Physical Society* 54: 1697-1701.
- Lee S-H, Su N-Y. 2009b. The influence of branching tunnels on subterranean termites' foraging efficiency: Consideration for simulations. *Ecological Informatics* 4: 152-155.
- Lee S-H, Su N-Y. 2010. Simulation Study on the tunnel networks of subterranean termites and the foraging behavior. *Journal of Asia-Pacific Entomology* 13: 83-90.
- Lee S-H, Su N-Y, Lee M. 2009. Why is the number of primary tunnels of the formosan subterranean termite, *Coptotermes formosanus* Shiraki (Isoptera: Rhinotermitidae), restricted during foraging? *Journal of Asia-Pacific Entomology* 12: 151-154.
- Lee S-H, Su N-Y, Bardunias P, Li H-F. 2007. Food encounter rate of simulated termite tunnels in heterogeneous landscapes. *Biosystems* 90: 314-322.
- Lee S-H, Bardunias P, Su N-Y. 2006. Food encounter rates of simulated termite tunnels with variable food size/distribution pattern and tunnel branch length. *Journal of Theoretical Biology* 243: 493-500.
- Lee S-H, Bardunias P, Su N-Y. 2007a. Optimal length distribution of termite tunnel branches for efficient food search and resource transportation. *BioSystems* 90: 802-807.
- Lee S-H, Yang R-L, Su N-Y. 2008. Tunneling response of termites to a pre-formed tunnel. *Behavioural Processes* 79: 192-194.
- Puche H, Su N-Y. 2001. Application of fractal analysis for tunnel systems of subterranean termites (Isoptera: Rhinotermitidae) under laboratory conditions. *Environmental Entomology* 30: 545-549.

Pyke GH. 1978. Optimal foraging in hummingbirds: testing the marginal value theorem. *American Zoologist* 18: 739-752.

Su N-Y, Scheffrahn RH. 1986. A method to access, trap, and monitor field populations of the Formosan subterranean termite (Isoptera: Rhinotermitidae) in the urban environment. *Sociobiology* 12: 299-304.

Tamashiro M, Fujii JK, Lai P-Y. 1973. A simple method to observe, trap, prepare large numbers of subterranean termites for laboratory and field experiments. *Environmental Entomology* 2: 721-722.

Torres-Contreras H, Vasquez RA. 2004. A field experiment on the influence of load transportation and patch distance on the locomotion velocity of *Dorymyrmex goetschi* (Hymenoptera, Formicidae). *Insectes Sociaux* 51: 265-270.