PIMUZ lab#2009CM	Squamosal	Maxilla	Palatine	Pterygoid	Jugal	Quadratojugal	Supraangular	Pre-frontal	Angular	Splenial	Pre-maxilla	Dentary	Nasal	Frontal	Parietal	Cerathobranchial	Parasphenoid rostrum	Quadrate	Vomer	Exoccipital	Parasphenoid ala	Suprooccipital	Prootic	Parasphenoid lamina	Opisthotic	Basooccipital	Prearticular	Epiotic	Articular	Entoglossum	Basihyal	Urohyal	Epibranchial	Scleral ring
135	B	B	B	B	B	B	B	B	B	B	B	B	B	B	B	B	B	B	B	B	B	B	B	B	B	B	B	NA						NA
138	B	B	B	B	B	B	B	B	B	B	B	B	B	B	B	B	B	B	B	B	B	B	B	B	B	B	B	NA						NA
136	B	B	B	B	B	B	B	B	B	B	B	B	B	B	B	B	B	B	B	B	B	B	B	B	B	B	B							NA
142	B	B	B	B	B	B	B	B	B	B	B	B	B	B	B	B	B	B	B	B	B	B	B	B	B	B	B							NA
137	B	B	B	B	B	B	B	B	B	B	B	B	B	B	B	B	B	B	B	B	B	B	B	B	B	B								NA
140	B	B	B	B	B	B	B	B	B	B	B	B	B	B	B	B	B	B	B	B	B	B	B	B	B	B								NA
139	B	B	B	B	B	B	B	B	B	B	B	B	B	B	B	B	B	B	B	B	B	B	B	B	B	B								NA
141	B	B	B	B	B	B	B	B	B	B	B	B	B	B	B	B	B	B	B	B	B	B	B	B	B	B								NA
144	B	B	B	B	B	B	B	B	B	B	B	B	B	B	B	B	B	B	B	B	B	B	B	B	B	B								NA
148	B	B	B	B	B	B	B	B	B	B	B	B	B	B	B	B	B	B	B	B	B	B	B	B	B	B								NA
143	B	B	B	B	B	B	B	B	B	B	B	B	B	B	B	B	B	B	B	B	B	B	B	B	B									NA
145	B	B	B	B	B	B	B	B	B	B	B	B	B	B	B	B	B	B	B	B	B	B	B	B	B									NA
146	B	B	B	B	B	B	B	B	B	B	B	B	B	B	B	B	B	B	B	B	B	B	B	B	B									NA
151	B	B	B	B	B	B	B	B	B	B	B	B	B	B	B	B	B	B	B	B	B	B	B	B		B								NA
153	B	B	B	B	B	B	B	B	B	B	B	B	B	B	B	B	B	B	B	B	B	B	B	B	B									NA
116	B	B	B	B	B	B	B	B	B	B	B	B	B	B	B	B	B	B	B	B	B	B	B	B										NA
152	B	B	B	B	B	B	B	B	B	B	B	B	B	B	B	B	B	B	B	B	B	B	B		B									NA
115	B	B	B	B	B	B	B	B	B	B	B	B	B	B	B	B	B	B	B	B	B	B	B	B										NA
121	B	B	B	B	B	B	B	B	B	B	B	B	B	B	B	B	B	B	B	B	B	B	B											NA
126	B	B	B	B	B	B	B	B	B	B	B	B	B	B	B	B	B	B	B	B	B	B	B											NA
147	B	B	B	B	B	B	B	B	B	B	B	B	B	B	B	B	B	B	B	B	B	B		B										NA
150	B	B	B	B	B	B	B	B	B	B	B	B	B	B	B	B	B	B	B	B	B	B	B											NA
125	B	B	B	B	B	B	B	B	B	B	B	B	B	B	B	B	B	B	B	B	B		B											NA
149	B	B	B	B	B	B	B	B	B	B	B	B	B	B	B	B	B	B	B	B	B		B											NA
177	B	B	B	B	B	B	B	B	B	B	B	B	B	B	B	B	B	B	B	B	B	B												NA
187	B	B	B	B	B	B	B	B	B	B	B	B	B	B	B	B	B	B	B	B	B	B												NA
134	B	B	B	B	B	B	B	B	B	B	B	B	B	B	B	B	B	B	B	B	B	NA												NA
170	B	B	B	B	B	B	B	B	B	B	B	B	B	B	B	B	B	B	B	B	B													NA
172	B	B	B	B	B	B	B	B	B	B	B	B	B	B	B	B	B	B	B	B	B													NA
303	B	B	B	B	B	B	B	B	B	B	B	B	B	B	B	B	B	B	B	B	B													NA
123	B	B	B	B	B	B	B	B	B	B	B	B	B	B	B	B	B	B	B	B														NA
179	B	B	B	B	B	B	B	B	B	B	B	B	B	B	B	B	B	B	B		B													NA
181	B	B	B	B	B	B	B	B	B	B	B	B	B	B	B	B	B	B	B		B													NA
380	B	B	B	B	B	B	B	B	B	B	B	B	B	B	B	B	B	B	B	B														NA
128	B	B	B	B	B	B	B	B	B	B	B	B	B	B	B	B	B	B	B															NA
156	B	B	B	B	B	B	B	B	B	B	B	B	B	B	B	B	B	B	B															NA
157	B	B	B	B	B	B	B	B	B	B	B	B	B	B	B	B	B	B	B															NA
174	B	B	B	B	B	B	B	B	B	B	B	B	B	B	B	B	B	B	B															NA
183	B	B	B	B	B	B	B	B	B	B	B	B	B	B	B	B	B	B	B															NA
188	B	B	B	B	B	B	B	B	B	B	B	B	B	B	B	B	B	B	B															NA
189	B	B	B	B	B	B	B	B	B	B	B	B	B	B	B	B	B	B	B															NA
190	B	B	B	B	B	B	B	B	B	B	B	B	B	B	B	B	B	B	B															NA
191	B	B	B	B	B	B	B	B	B	B	B	B	B	B	B	B	B	B	B															NA
301	B	B	B	B	B	B	B	B	B	B	B	B	B	B	B	B	B	B	B															NA
305	B	B	B	B	B	B	B	B	B	B	B	B	B	B	B	B	B	B	B															NA
378	B	B	B	B	B	B	B	B	B	B	B	B	B	B	B	B	B	B	B															NA
387	B	B	B	B	B	B	B	B	B	B	B	B	B	B	B	B	B	B	B															NA
132	B	B	B	B	B	B	B	B	B	B	B	B	B	B	B	B	B	B	B															NA
154	B	B	B	B	B	B	B	B	B	B	B	B	B	B	B	B	B	B	B															NA
160	B	B	B	B	B	B	B	B	B	B	B	B	B	B	B	B	B	B	B															NA
376	B	B	B	B	B	B	B	B	B	B	B	B	B	B	B	B	B	B	B															NA
196	B	B	B	B	B	B	B	B	B	B	B	B	B	B	B	B	B	B	B															NA
385	B	B	B	B	B	B	B	B	B	B	B	B	B	B	B	B	B	B	B															NA
130	B	B	B	B	B	B	B	B	B	B	B	B	B	B	B	B	B	B																NA
158	B	B	B	B	B	B	B	B	B	B	B	B	B	B	B	B	B	B																NA
195	B	B	B	B	B	B	B	B	B	B	B	B	B	B	B	B	B	B																NA
382	B	B	B	B	B	B	B	B	B	B	B	B	B	B	B	B	B	B																NA
173	B	B	B	B	B	B	B	B	B	B	B	B	B	B	B	B	B	B																NA
194	B	B	B	B	B	B	B	B	B	B	B	B	B	B	B	B	B																	NA
381	B	B	B	B	B	B	B	B	B	B	B	B	B	B	B	B	B																	NA
159	B	B	B	B	B	B	B	B	B	B	B	B	B	B	B	B	B																	NA
175	B	B	B	B	B	B	B	B	B	B	B	B	B	B	w	B	B																	NA
193	B	B	B	B	B	B	B	B	B	B	B	B	B	B	B	B																		NA
383	B	B	B	B	B	B	B	B	B	B	B	B	B	B	B	B																		NA
391	B	B	B	B	B	B	B	B	B	B	B	B	B	B	B	B		w																NA
192	B	B	B	B	B	B	B	B	B	B	B	B	B	B	B	w																		NA
389	B	B	B	B	B	B	B	B	B	B	B	B	B	B	B	w		w																NA
161	B	B	B	B	B	B	B	B	B	B	B	B	B	w	w	B		w																NA
197	B	B	B	B	B	B	B	B	B	B	w	w	w	w		w																		NA
198	B															w																		NA
133																																		NA
163																																		NA

Supple. 1. Ontogenetic states for ossified elements in *Anas platyrhynchos* specimens, cranial elements, left side. Abbreviations: B, mineralized bone as detected by alizarin red staining; NA, not present; NC, no decision (technical problem); w, bone present, no alizarin uptake.

PIMUZ lab#2009CM	Squamosal	Maxilla	Palatine	Pterygoid	Jugal	Quadratojugal	Supraangular	Pre-frontal	Angular	Splenial	Pre-maxilla	Dentary	Nasal	Frontal	Cerathobranchial	Parietal	Parasphenoid rostrum	Quadrate	Vomer	Exoccipital	Parasphenoid ala	Supraoccipital	Prootic	Parasphenoid lamina	Scleral ring	Opisthotic	Basooccipital	Prearticular	Epiotic	Articular	Entoglossal	Bashyal	Urohyal	Epibranchial
135	B	B	B	B	B	B	B	B	B	B	B	B	B	B	B	B	B	B	B	B	B	B	B	B	B	B	B	B	NA					
138	B	B	B	B	B	B	B	B	B	B	B	B	B	B	B	B	B	B	B	B	B	B	B	B	B	B	B	B						
142	B	B	B	B	B	B	B	B	B	B	B	B	B	B	B	B	B	B	B	B	B	B	B	B	B	B	B	B						
136	B	B	B	B	B	B	B	B	B	B	B	B	B	B	B	B	B	B	B	B	B	B	B	B	B	B	B	B						
137	B	B	B	B	B	B	B	B	B	B	B	B	B	B	B	B	B	B	B	B	B	B	B	B	B	B	B							
140	B	B	B	B	B	B	B	B	B	B	B	B	B	B	B	B	B	B	B	B	B	B	B	B	B	B	B							
139	B	B	B	B	B	B	B	B	B	B	B	B	B	B	B	B	B	B	B	B	B	B	B	B	B	B	B							
141	B	B	B	B	B	B	B	B	B	B	B	B	B	B	B	B	B	B	B	B	B	B	B	B	B	B	B							
144	B	B	B	B	B	B	B	B	B	B	B	B	B	B	B	B	B	B	B	B	B	B	B	B	B	B	B							
148	B	B	B	B	B	B	B	B	B	B	B	B	B	B	B	B	B	B	B	B	B	B	B	B	B	B	B							
151	B	B	B	B	B	B	B	B	B	B	B	B	B	B	B	B	B	B	B	B	B	B	B	B	B		B							
153	B	B	B	B	B	B	B	B	B	B	B	B	B	B	B	B	B	B	B	B	B	B	B	B	B	B								
146	B	B	B	B	B	B	B	B	B	B	B	B	B	B	B	B	B	B	B	B	B	B	B	B	B									
115	B	B	B	B	B	B	B	B	B	B	B	B	B	B	B	B	B	B	B	B	B	B	B	B	B									
116	B	B	B	B	B	B	B	B	B	B	B	B	B	B	B	B	B	B	B	B	B	B	B	B	B									
143	B	B	B	B	B	B	B	B	B	B	B	B	B	B	B	B	B	B	B	B	B	B	B	B	NA	B								
145	B	B	B	B	B	B	B	B	B	B	B	B	B	B	B	B	B	B	B	B	B	B	B	B	NA	B								
121	B	B	B	B	B	B	B	B	B	B	B	B	B	B	B	B	B	B	B	B	B	B	B		B									
152	B	B	B	B	B	B	B	B	B	B	B	B	B	B	B	B	B	B	B	B	B	B	B		NA	B								
126	B	B	B	B	B	B	B	B	B	B	B	B	B	B	B	B	B	B	B	B	B	B	B		NA									
147	B	B	B	B	B	B	B	B	B	B	B	B	B	B	B	B	B	B	B	B	B	B		B										
150	B	B	B	B	B	B	B	B	B	B	B	B	B	B	B	B	B	B	B	B	B	B	B											
125	B	B	B	B	B	B	B	B	B	B	B	B	B	B	B	B	B	B	B	B	B		B											
149	B	B	B	B	B	B	B	B	B	B	B	B	B	B	B	B	B	B	B	B	B		B		NA									
177	B	B	B	B	B	B	B	B	B	B	B	B	B	B	B	B	B	B	B	B	B	B												
187	B	B	B	B	B	B	B	B	B	B	B	B	B	B	B	B	B	B	B	B	B	B												
134	B	B	B	B	B	B	B	B	B	B	B	B	B	B	B	B	B	B	B	B	B	NA												
170	B	B	B	B	B	B	B	B	B	B	B	B	B	B	B	B	B	B	B	B	B													
172	B	B	B	B	B	B	B	B	B	B	B	B	B	B	B	B	B	B	B	B	B													
303	B	B	B	B	B	B	B	B	B	B	B	B	B	B	B	B	B	B	B	B	B													
123	B	B	B	B	B	B	B	B	B	B	B	B	B	B	B	B	B	B	B	B														
179	B	B	B	B	B	B	B	B	B	B	B	B	B	B	B	B	B	B	B		B													
181	B	B	B	B	B	B	B	B	B	B	B	B	B	B	B	B	B	B	B		B													
380	B	B	B	B	B	B	B	B	B	B	B	B	B	B	B	B	B	B	B	B														
128	B	B	B	B	B	B	B	B	B	B	B	B	B	B	B	B	B	B	B															
156	B	B	B	B	B	B	B	B	B	B	B	B	B	B	B	B	B	B	B															
157	B	B	B	B	B	B	B	B	B	B	B	B	B	B	B	B	B	B	B															
174	B	B	B	B	B	B	B	B	B	B	B	B	B	B	B	B	B	B	B															
183	B	B	B	B	B	B	B	B	B	B	B	B	B	B	B	B	B	B	B															
188	B	B	B	B	B	B	B	B	B	B	B	B	B	B	B	B	B	B	B															
189	B	B	B	B	B	B	B	B	B	B	B	B	B	B	B	B	B	B	B															
190	B	B	B	B	B	B	B	B	B	B	B	B	B	B	B	B	B	B	B															
191	B	B	B	B	B	B	B	B	B	B	B	B	B	B	B	B	B	B	B															
301	B	B	B	B	B	B	B	B	B	B	B	B	B	B	B	B	B	B	B															
305	B	B	B	B	B	B	B	B	B	B	B	B	B	B	B	B	B	B	B						NA									
378	B	B	B	B	B	B	B	B	B	B	B	B	B	B	B	B	B	B	B															
387	B	B	B	B	B	B	B	B	B	B	B	B	B	B	B	B	B	B	B															
132	B	B	B	B	B	B	B	B	B	B	B	B	B	B	B	B	B	B	B															
154	B	B	B	B	B	B	B	B	B	B	B	B	B	B	B	B	B	B	B															
160	B	B	B	B	B	B	B	B	B	B	B	B	B	B	B	B	B	B	B															
376	B	B	B	B	B	B	B	B	B	B	B	B	B	B	B	B	B	B	B															
196	B	B	B	B	B	B	B	B	B	B	B	B	B	B	B	B	B	B	B															
385	B	B	B	B	B	B	B	B	B	B	B	B	B	B	B	B	B	B	B															
130	B	B	B	B	B	B	B	B	B	B	B	B	B	B	B	B	B	B																
158	B	B	B	B	B	B	B	B	B	B	B	B	B	B	B	B	B	B																
195	B	B	B	B	B	B	B	B	B	B	B	B	B	B	B	B	B	B																
382	B	B	B	B	B	B	B	B	B	B	B	B	B	B	B	B	B	B																
173	B	B	B	B	B	B	B	B	B	B	B	B	B	B	B	B	B	B																
194	B	B	B	B	B	B	B	B	B	B	B	B	B	B	B	B	B																	
381	B	B	B	B	B	B	B	B	B	B	B	B	B	B	B	B	B																	
159	B	B	B	B	B	B	B	B	B	B	B	B	B	B	B	B	B																	
175	B	B	B	B	B	B	B	B	B	B	B	B	B	B	B	w	B																	
383	B	B	B	B	B	B	B	B	B	B	B	B	B	B	B	B																		
391	B	B	B	B	B	B	B	B	B	B	B	B	B	B	B	B		w																
192	B	B	B	B	B	B	B	B	B	B	B	B	B	B	w	B																		
193	B	B	B	B	B	B	B	B	B	B	B	B	B	B	B																			
389	B	B	B	B	B	B	B	B	B	B	B	B	B	B	w	B		w																
161	B	B	B	B	B	B	B	B	B	B	B	B	B	w	B			w																
197	B	B	B	B	B	B	B	B	B	B	w	w	w	w	w																			
198	B														w										NA									
133																																		
163																																		

Supple. 2. Ontogenetic states for ossified elements in *Anas platyrhynchos* specimens, cranial elements, right side. Abbreviations as in Supplemental material 1.

PIMUZ lsh#2009CM	Squamosal (L)	Squamosal (R)	Angular (L)	Angular (R)	Frontal (L)	Frontal (R)	Jugal (L)	Jugal (R)	Maxilla (L)	Maxilla (R)	Nasal (L)	Nasal (R)	Palatine (L)	Palatine (R)	Pre-frontal (L)	Pre-frontal (R)	Pterygoid (L)	Pterygoid (R)	Quadratojugal (L)	Quadratojugal (R)	Splenial (L)	Splenial (R)	Supraangular (L)	Supraangular (R)	Dentary (L)	Dentary (R)	Parietal (L)	Pre-maxilla (L)	Pre-maxilla (R)	Cerathobranchial (L)	Cerathobranchial (R)	Parietal (R)	Parasphenoid rostrum	Quadrate (L)	Quadrate (R)	Vomer	Exoccipital (L)	Exoccipital (R)	Parasphenoid ala (L)	Parasphenoid ala (R)	Supraoccipital (L)	Supraoccipital (R)	Prootic (L)	Prootic (R)	Parasphenoid lamina	Scleral ring	Opisthotic (L)	Opisthotic (R)	Basoocciptial (L)	Basoocciptial (R)	Prearticular (L)	Prearticular (R)	Articular (L)	Articular (R)	Bashyal	Entoglossal	Epibranchial (L)	Epibranchial (R)	Epiotic (L)	Epiotic (R)	Scleral ring (L)	Urohyal (L)	Urohyal (R)
142	B	B	B	B	B	B	B	B	B	B	B	B	B	B	B	B	B	B	B	B	B	B	B	B	B	B	B	B	B	B	B	B	B	B	B	B	B	B	B	B	B	B	B	B	B	B	B	B	B	B	B	B	B	B	B	B	B	B	B	B	NA			
138	B	B	B	B	B	B	B	B	B	B	B	B	B	B	B	B	B	B	B	B	B	B	B	B	B	B	B	B	B	B	B	B	B	B	B	B	B	B	B	B	B	B	B	B	B	B	B	B	B	B	B	B	B	B	B	B	B	NA			NA			
136	B	B	B	B	B	B	B	B	B	B	B	B	B	B	B	B	B	B	B	B	B	B	B	B	B	B	B	B	B	B	B	B	B	B	B	B	B	B	B	B	B	B	B	B	B	B	B	B	B	B	B	B	B	B	B	B	B				NA			
135	B	B	B	B	B	B	B	B	B	B	B	B	B	B	B	B	B	B	B	B	B	B	B	B	B	B	B	B	B	B	B	B	B	B	B	B	B	B	B	B	B	B	B	B	B	B	B	B	B	B	B	B	B	B	B	B	B	NA	NA		NA			
148	B	B	B	B	B	B	B	B	B	B	B	B	B	B	B	B	B	B	B	B	B	B	B	B	B	B	B	B	B	B	B	B	B	B	B	B	B	B	B	B	B	B	B	B	B	B	B	B	B	B	B	B	B								NA			
144	B	B	B	B	B	B	B	B	B	B	B	B	B	B	B	B	B	B	B	B	B	B	B	B	B	B	B	B	B	B	B	B	B	B	B	B	B	B	B	B	B	B	B	B	B	B	B	B	B	B	B	B	B								NA			
141	B	B	B	B	B	B	B	B	B	B	B	B	B	B	B	B	B	B	B	B	B	B	B	B	B	B	B	B	B	B	B	B	B	B	B	B	B	B	B	B	B	B	B	B	B	B	B	B	B	B	B	B	B								NA			
140	B	B	B	B	B	B	B	B	B	B	B	B	B	B	B	B	B	B	B	B	B	B	B	B	B	B	B	B	B	B	B	B	B	B	B	B	B	B	B	B	B	B	B	B	B	B	B	B	B	B	B	B	B								NA			
139	B	B	B	B	B	B	B	B	B	B	B	B	B	B	B	B	B	B	B	B	B	B	B	B	B	B	B	B	B	B	B	B	B	B	B	B	B	B	B	B	B	B	B	B	B	B	B	B	B	B	B	B	B								NA			
137	B	B	B	B	B	B	B	B	B	B	B	B	B	B	B	B	B	B	B	B	B	B	B	B	B	B	B	B	B	B	B	B	B	B	B	B	B	B	B	B	B	B	B	B	B	B	B	B	B	B	B	B	B								NA			
153	B	B	B	B	B	B	B	B	B	B	B	B	B	B	B	B	B	B	B	B	B	B	B	B	B	B	B	B	B	B	B	B	B	B	B	B	B	B	B	B	B	B	B	B	B	B	B	B	B	B	B	B	B								NA			
151	B	B	B	B	B	B	B	B	B	B	B	B	B	B	B	B	B	B	B	B	B	B	B	B	B	B	B	B	B	B	B	B	B	B	B	B	B	B	B	B	B	B	B	B	B	B	B	B	B	B	B	B	B								NA			
146	B	B	B	B	B	B	B	B	B	B	B	B	B	B	B	B	B	B	B	B	B	B	B	B	B	B	B	B	B	B	B	B	B	B	B	B	B	B	B	B	B	B	B	B	B	B	B	B	B	B	B	B	B								NA			
145	B	B	B	B	B	B	B	B	B	B	B	B	B	B	B	B	B	B	B	B	B	B	B	B	B	B	B	B	B	B	B	B	B	B	B	B	B	B	B	B	B	B	B	B	B	B	B	B	B	B	B	B	B								NA			
143	B	B	B	B	B	B	B	B	B	B	B	B	B	B	B	B	B	B	B	B	B	B	B	B	B	B	B	B	B	B	B	B	B	B	B	B	B	B	B	B	B	B	B	B	B	B	B	B	B	B	B	B	B								NA			
152	B	B	B	B	B	B	B	B	B	B	B	B	B	B	B	B	B	B	B	B	B	B	B	B	B	B	B	B	B	B	B	B	B	B	B	B	B	B	B	B	B	B	B	B	B	B	B	B	B	B	B	B	B								NA			
116	B	B	B	B	B	B	B	B	B	B	B	B	B	B	B	B	B	B	B	B	B	B	B	B	B	B	B	B	B	B	B	B	B	B	B	B	B	B	B	B	B	B	B	B	B	B	B	B	B	B	B	B	B								NA			
115	B	B	B	B	B	B	B	B	B	B	B	B	B	B	B	B	B	B	B	B	B	B	B	B	B	B	B	B	B	B	B	B	B	B	B	B	B	B	B	B	B	B	B	B	B	B	B	B	B	B	B	B	B								NA			
121	B	B	B	B	B	B	B	B	B	B	B	B	B	B	B	B	B	B	B	B	B	B	B	B	B	B	B	B	B	B	B	B	B	B	B	B	B	B	B	B	B	B	B	B	B	B	B	B	B	B	B	B	B								NA			
150	B	B	B	B	B	B	B	B	B	B	B	B	B	B	B	B	B	B	B	B	B	B	B	B	B	B	B	B	B	B	B	B	B	B	B	B	B	B	B	B	B	B	B	B	B	B	B	B	B	B	B	B	B								NA			
126	B	B	B	B	B	B	B	B	B	B	B	B	B	B	B	B	B	B	B	B	B	B	B	B	B	B	B	B	B	B	B	B	B	B	B	B	B	B	B	B	B	B	B	B	B	B	B	B	B	B	B	B	B								NA			
147	B	B	B	B	B	B	B	B	B	B	B	B	B	B	B	B	B	B	B	B	B	B	B	B	B	B	B	B	B	B	B	B	B	B	B	B	B	B	B	B	B	B	B	B	B	B	B	B	B	B	B	B	B								NA			
187	B	B	B	B	B	B	B	B	B	B	B	B	B	B	B	B	B	B	B	B	B	B	B	B	B	B	B	B	B	B	B	B	B	B	B	B	B	B	B	B	B	B	B	B	B	B	B	B	B	B	B	B	B								NA			
177	B	B	B	B	B	B	B	B	B	B	B	B	B	B	B	B	B	B	B	B	B	B	B	B	B	B	B	B	B	B	B	B	B	B	B	B	B	B	B	B	B	B	B	B	B	B	B	B	B	B	B	B	B								NA			
149	B	B	B	B	B	B	B	B	B	B	B	B	B	B	B	B	B	B	B	B	B	B	B	B	B	B	B	B	B	B	B	B	B	B	B	B	B	B	B	B	B	B	B	B	B	B	B	B	B	B	B	B	B								NA			
125	B	B	B	B	B	B	B	B	B	B	B	B	B	B	B	B	B	B	B	B	B	B	B	B	B	B	B	B	B	B	B	B	B	B	B	B	B	B	B	B	B	B	B	B	B	B	B	B	B	B	B	B	B								NA			
303	B	B	B	B	B	B	B	B	B	B	B	B	B	B	B	B	B	B	B	B	B	B	B	B	B	B	B	B	B	B	B	B	B	B	B	B	B	B	B	B	B	B	B	B	B	B	B	B	B	B	B	B	B								NA			
172	B	B	B	B	B	B	B	B	B	B	B	B	B	B	B	B	B	B	B	B	B	B	B	B	B	B	B	B	B	B	B	B	B	B	B	B	B	B	B	B	B	B	B	B	B	B	B	B	B	B	B	B	B								NA			
170	B	B	B	B	B	B	B	B	B	B	B	B	B	B	B	B	B	B	B	B	B	B	B	B	B	B	B	B	B	B	B	B	B	B	B	B	B	B	B	B	B	B	B	B	B	B	B	B	B	B	B	B	B								NA			
134	B	B	B	B	B	B	B	B	B	B	B	B	B	B	B	B	B	B	B	B	B	B	B	B	B	B	B	B	B	B	B	B	B	B	B	B	B	B	B	B	B	B	B	B	B	B	B	B	B	B	B	B	B								NA			
380	B	B	B	B	B	B	B	B	B	B	B	B	B	B	B	B	B	B	B	B	B	B	B	B	B	B	B	B	B	B	B	B	B	B	B	B	B	B	B	B	B	B	B	B	B	B	B	B	B	B	B	B	B								NA			
181	B	B	B	B	B	B	B	B	B	B	B	B	B	B	B	B	B	B	B	B	B	B	B	B	B	B	B	B	B	B	B	B	B	B	B	B	B	B	B	B	B	B	B	B	B	B	B	B	B	B	B	B	B								NA			
179	B	B	B	B	B	B	B	B	B	B	B	B	B	B	B	B	B	B	B	B	B	B	B	B	B	B	B	B	B	B	B	B	B	B	B	B	B	B	B	B	B	B	B	B	B	B	B	B	B	B	B	B	B								NA			
123	B	B	B	B	B	B	B	B	B	B	B	B	B	B	B	B	B	B	B	B	B	B	B	B	B	B	B	B	B	B	B	B	B	B	B	B	B	B	B	B	B	B	B	B	B	B	B	B	B	B	B	B	B								NA			
387	B	B	B	B	B	B	B	B	B	B	B	B	B	B	B	B	B	B	B	B	B	B	B	B	B	B	B	B	B	B	B	B	B	B	B	B	B	B	B	B	B	B	B	B	B	B	B	B	B	B	B	B	B								NA			
385	B	B	B	B	B	B	B	B	B	B	B	B	B	B	B	B	B	B	B	B	B	B	B	B	B	B	B	B	B	B	B	B	B	B	B	B	B	B	B	B	B	B	B	B	B	B	B	B	B	B	B	B	B								NA			
378	B	B	B	B	B	B	B	B	B	B	B	B	B	B	B	B	B	B	B	B	B	B	B	B	B	B	B	B	B	B	B	B	B	B	B	B	B	B	B	B	B	B	B	B	B	B	B	B	B	B	B	B	B								NA			
376	B	B	B	B	B	B	B	B	B	B	B	B	B	B	B	B	B	B	B	B	B	B	B	B	B	B	B	B	B	B	B	B	B	B	B	B	B	B	B	B	B	B	B	B	B	B	B	B	B	B	B	B	B								NA			
305	B	B	B	B	B	B	B	B	B	B	B	B	B	B	B	B	B	B	B	B	B	B	B	B	B	B	B	B	B	B	B	B	B	B	B	B	B	B	B	B	B	B	B	B	B	B	B	B	B	B	B	B	B								NA			
301	B	B	B	B	B	B	B	B	B	B	B	B	B	B	B	B	B	B	B	B	B	B	B	B	B	B	B	B	B	B	B	B	B	B	B	B	B	B	B	B	B	B	B	B	B	B	B	B	B	B	B	B	B								NA			
196	B	B	B	B	B	B	B	B	B	B	B	B	B	B	B	B	B	B	B	B	B	B	B	B	B	B	B	B	B	B	B	B	B	B	B	B	B	B	B	B	B	B	B	B	B	B	B	B	B	B	B	B	B								NA			
191	B	B	B	B	B	B	B	B	B	B	B	B	B	B	B	B	B	B	B	B	B	B	B	B	B	B	B	B	B	B	B	B	B	B	B	B	B	B	B	B	B	B	B	B	B	B	B	B	B	B	B	B	B								NA			
190	B	B	B	B	B	B	B	B	B	B	B	B	B	B	B	B	B	B	B	B	B	B	B	B	B	B	B	B	B	B	B	B	B	B	B	B	B	B	B	B	B	B	B	B	B	B	B	B	B	B	B	B	B								NA			
189	B	B	B	B	B	B	B	B	B	B	B	B	B	B	B	B	B	B	B	B	B	B	B	B	B	B	B	B	B	B	B	B	B	B	B	B	B	B	B	B	B	B	B	B	B	B	B	B	B	B	B	B	B								NA			
188	B	B	B	B	B	B	B	B	B	B	B	B	B	B	B	B	B	B	B	B	B	B	B	B	B	B	B	B	B	B	B	B	B	B	B	B	B	B	B	B	B	B	B	B	B	B	B	B	B	B	B	B	B								NA			
183	B	B	B	B	B	B	B	B	B	B	B	B	B	B	B	B	B	B	B	B	B	B	B	B	B	B	B	B	B	B	B	B	B	B	B	B	B	B	B	B	B	B	B	B	B	B	B	B	B	B	B	B	B								NA			
174	B	B	B	B	B	B	B	B	B	B	B	B	B	B	B	B	B	B	B	B	B	B	B	B	B	B	B	B	B	B	B	B	B	B	B	B	B	B	B	B	B	B	B	B	B	B	B	B	B	B	B	B	B								NA			
160	B	B	B	B	B	B	B	B	B	B	B	B	B	B	B	B	B	B	B	B	B	B	B	B	B	B	B	B	B	B	B	B	B	B	B	B	B	B	B	B	B	B	B	B	B	B	B	B	B	B	B	B	B								NA			
157	B	B	B	B	B	B	B	B	B	B	B	B	B	B	B	B	B	B	B	B	B	B	B	B	B	B	B	B	B	B	B	B	B	B	B	B	B	B	B	B	B	B	B	B	B	B	B	B	B	B	B	B	B								NA			
156	B	B	B	B	B	B	B	B	B	B	B	B	B	B	B	B	B	B	B	B	B	B	B	B	B	B	B	B	B	B	B	B	B	B	B	B	B	B	B	B	B	B	B	B	B	B	B	B	B	B	B	B	B								NA			
154	B	B	B	B	B	B	B	B	B	B	B	B	B	B	B	B	B	B	B	B	B	B	B	B	B	B	B	B	B	B	B	B	B	B	B	B	B	B	B	B	B	B	B	B	B	B	B	B	B	B	B	B	B								NA			
132	B	B	B	B	B	B	B	B	B	B	B	B	B	B	B	B	B	B	B	B	B	B	B	B	B	B	B	B	B	B	B	B	B	B	B	B	B	B	B	B	B	B	B	B	B	B	B	B	B	B	B	B	B								NA			
128	B	B	B	B	B	B	B	B	B	B	B	B	B	B	B	B	B	B	B	B	B	B	B	B	B	B	B	B	B	B	B	B	B	B	B	B	B	B	B	B	B	B	B	B	B	B	B	B	B	B	B	B	B								NA			
382	B	B	B	B	B	B	B	B	B	B	B	B	B	B	B	B	B	B	B	B	B	B	B	B	B	B	B	B	B	B	B	B	B	B	B	B	B	B	B	B	B	B	B	B	B	B	B	B	B	B	B	B	B								NA			
195	B	B	B	B	B	B	B	B	B	B	B	B	B	B	B	B	B	B	B	B	B	B	B	B	B	B	B	B	B	B	B	B	B	B	B	B	B	B	B	B	B	B	B	B	B	B	B	B	B	B	B	B	B								NA			
173	B	B	B	B	B	B	B	B	B	B	B	B	B	B	B	B	B	B	B	B	B	B	B	B	B	B	B	B	B	B	B	B	B	B	B	B	B	B	B	B	B	B	B	B	B	B	B	B	B	B	B	B	B								NA			
158	B	B	B	B	B	B	B	B	B	B	B	B	B	B	B	B	B	B	B	B	B	B	B	B	B	B	B	B	B	B	B	B	B	B	B	B	B	B	B	B	B	B	B	B	B	B	B	B	B	B	B	B	B								NA			
130	B	B	B	B	B	B	B	B	B	B	B	B	B	B	B	B	B	B	B	B	B	B	B	B	B	B	B	B	B	B	B	B	B	B	B	B	B	B	B	B	B	B	B	B	B	B	B	B	B	B	B	B	B								NA			
381	B	B	B	B	B	B	B	B	B	B	B	B	B	B	B	B	B	B	B	B	B	B	B	B	B	B	B	B	B	B	B	B	B	B	B	B	B	B	B	B	B	B	B	B	B	B	B	B	B	B	B	B	B								NA			
194	B	B	B	B	B	B	B	B	B	B	B	B	B	B	B	B	B	B	B	B	B	B	B	B	B	B	B	B	B	B	B	B	B	B	B	B	B	B	B	B	B	B	B	B	B	B	B	B	B	B	B	B	B								NA			
175	B	B	B	B	B	B	B	B	B	B	B	B	B	B	B	B	B	B	B	B	B	B	B	B	B	B	w	B	B	B	B	B	w	B	B	B	B	B	B	B	B	B	B	B	B	B	B	B	B	B	B	B	B								NA			
159	B	B	B	B	B	B	B	B	B	B	B	B	B	B	B	B	B	B	B	B	B	B	B	B	B	B	B	B	B	B	B	B	B	B	B	B	B	B	B	B	B	B	B	B	B	B	B	B	B	B	B	B	B								NA			
391	B	B	B	B	B	B	B	B	B	B	B	B	B	B	B	B	B	B	B	B	B	B	B	B	B	B	B	B	B	B	B	B	B	B	w	w	B	B	B	B	B	B	B	B	B	B	B	B	B	B	B	B	B								NA			
383	B	B	B	B	B	B	B	B	B	B	B	B	B	B	B	B	B	B	B	B	B	B	B	B	B	B	B	B	B	B	B	B	B	B	B	B	B	B	B	B	B	B	B	B	B	B	B	B	B	B	B	B	B								NA			
193	B	B	B	B	B	B	B	B	B	B	B	B	B	B	B	B	B	B	B	B	B	B	B	B	B	B	B	B	B	B	B	B	B	B	B	B	B	B	B	B	B	B	B	B	B	B	B	B	B	B	B	B	B								NA			
161	B	B	B	B	w	w	B	B	B	B	B	B	B	B	B	B	B	B	B	B	B	B	B	B	B	B	B	w	B	B	B	B	B	B	w	w	B	B	B	B	B	B	B	B	B	B	B	B	B	B	B	B	B								NA			
389	B	B	B	B	B	B	B	B	B	B	B	B	B	B	B	B	B	B	B	B	B	B	B	B	B	B	B	B	B	B	B	B	B	B	w	w	B	B	B	B	B	B	B	B	B	B	B	B	B	B	B	B	B								NA			
192	B	B	B	B	B	B	B	B	B	B	B	B	B	B	B	B	B	B	B	B	B	B	B	B	B	B	B	B	B	B	B	B	B	B	w	w	B	B	B	B	B	B	B	B	B	B	B	B	B	B	B	B	B								NA			
197	B	B	B	B	w	w	B	B	B	B	w	w	B	B	B	B	B	B	B	B	B	B	B	B	w	w		w	w	w	w	B	B	B	w	w	B	B	B	B	B	B	B	B	B	B	B	B	B	B	B	B	B								NA			
198	B	B																												w	w																															NA			
163																																																															NA			
133																																																															NA			

Supple. 3. Ontogenetic states for ossified elements in *Anas platyrhynchos*, cranial elements. Abbreviations as in Supplemental material 1.

| PMUZ Iaf/2009CM | Humerus | Femur | Tibiotarsus | Radius | Ulna | Clavicle/furcula | Metacarpale majoris | Fibula | Metatarsale II | Metatarsale III | Metatarsale IV | Metacarpale minus | Scapula | 2.vertebral rib | 3.vertebral rib | 4.vertebral rib | 5.vertebral rib | 6.vertebral rib | 7.vertebral rib | 1. phalanx of the 2. digit | 1. phalanx of the 3. digit | 8.vertebral rib | 9.vertebral rib | 1. phalanx of the 4. digit | Ischium | 1. phalanx of the digit abulae | Coracoid | Ilium | 10. vertebral rib | Pubis | 1. phalanx of the digit majoris | 2. phalanx of the 3. digit | 2. phalanx of the 2. digit | cerv.mid. Centrum | cerv.caud. Centrum | 2. phalanx of the digit majoris | thor.cran. Centrum | thor.mid. Centrum | thor.caud. Centrum | lumb.cran. Centrum | 4. phalanx of the 3. digit | lumb.mid. Centrum | 3. phalanx of the 2. digit | cerv.mid. Cerbical rib | 2. phalanx of the 1. digit | 3. phalanx of the 3. digit | 5. phalanx of the 4. digit | cerv.mid. Vertebral arch | 1. phalanx of the 1. digit | 2. phalanx of the 4. digit | lumb.caud. Centrum | cerv.caud. Vertebral arch | 4. phalanx of the 4. digit | 2. phalanx of the digit abulae | Metatarsale I | cerv.caud. Cerbical rib | thor.cran. Vertebral arch | 3. phalanx of digit majoris | cerv.cran. Centrum | 3. phalanx of the 4. digit | caud.cran. Centrum | caud.mid. Centrum | cerv.cran. Cerbical rib | caud.pyg. Centrum | thor.mid. Vertebral arch | cerv.cran. Vertebral arch | thor.caud. Vertebral arch | lumb.cran. Vertebral arch | lumb.mid. Vertebral arch | lumb.caud. Vertebral arch | caud.mid. Vertebral arch | caud.pyg. Vertebral arch | PU | sternal ribs | Sternum | Carpi radiale | Carpi ulnare | 1. phalanx of the digit minus | Patella |
|---|---|---

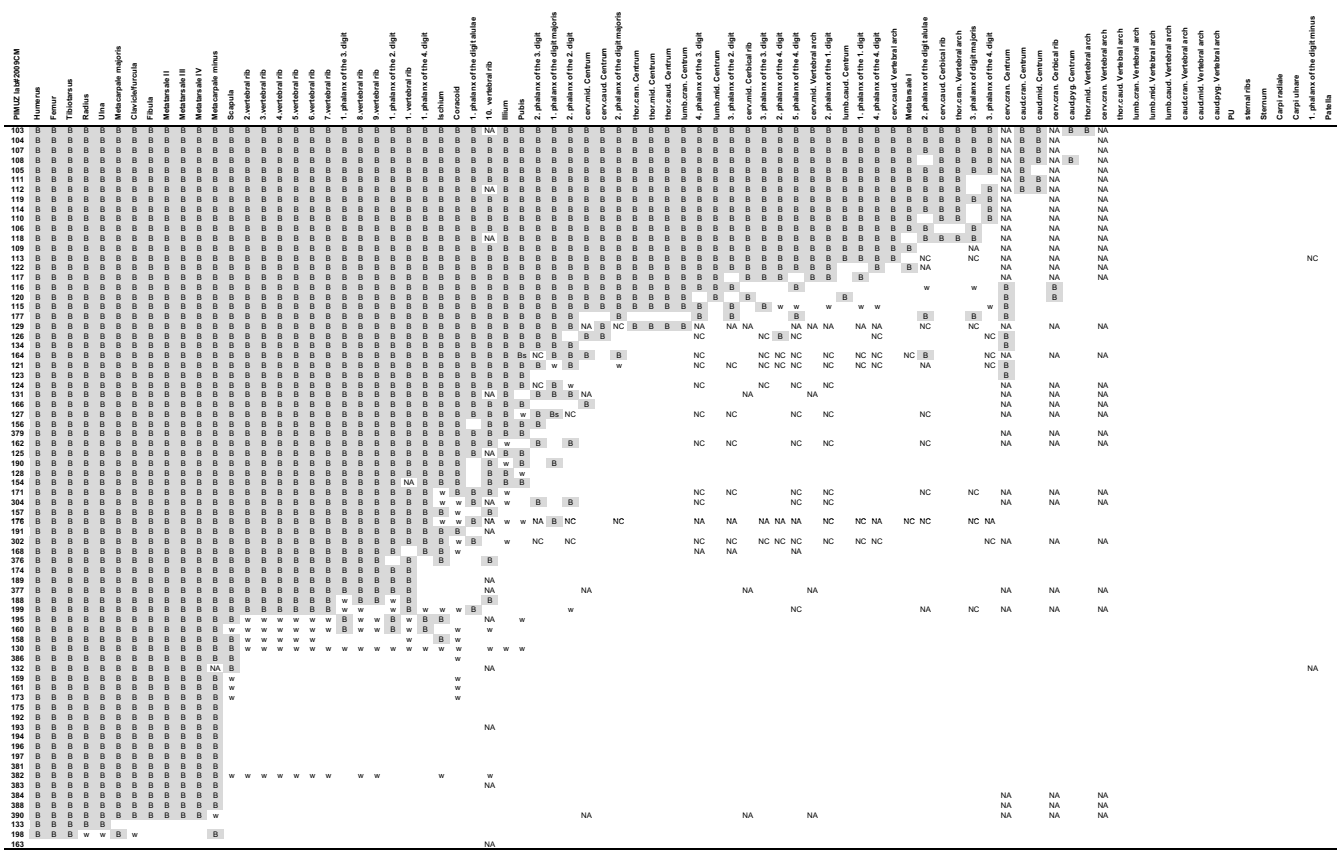

Supple. 5. Ontogenetic states for ossified elements in *Anas platyrhynchos*, postcranial elements, right side. Abbreviations as in Supplemental material 1.

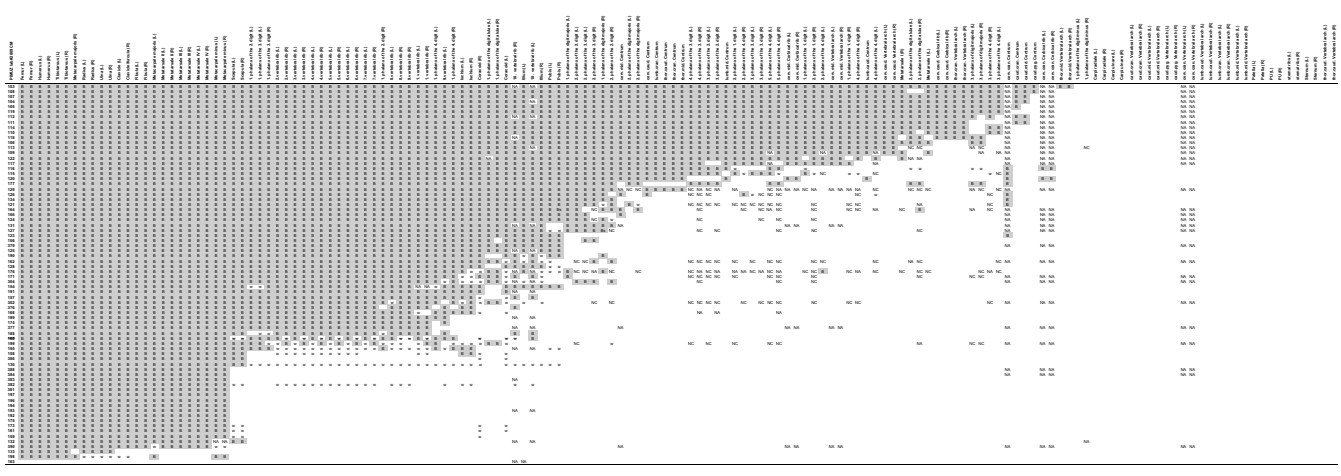

Supple. 6. Ontogenetic states for ossified elements in *Anas platyrhynchos*, postcranial elements. Abbreviations as in Supplemental material 1.

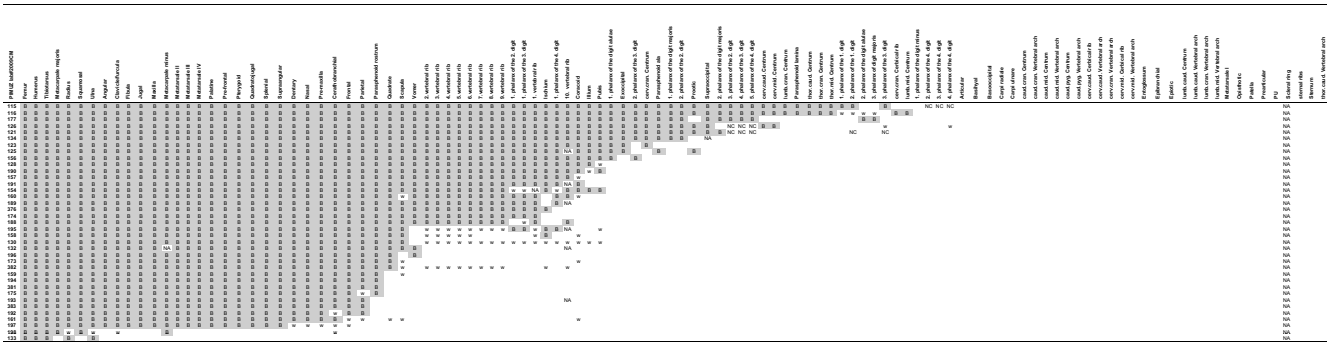

Supple. 7. Ontogenetic states for ossified elements in *Anas platyrhynchos*, complete skeletons. Abbreviations as in Supplemental material 1.

PIMUZ lab#2009CM	Squamosal	Pre-frontal	Nasal	Pre-maxilla	Maxilla	Palatine	Pterygoid	Jugal	Quadratojugal	Dentary	Supraangular	Angular	Cerathobranchial	Exoccipital	Parasphenoid rostrum	Frontal	Quadrate	Prootic	Prearticular	Basioccipital	Parasphenoid lamina	Parasphenoid ala	Parietal	Vomer	Scleral ring	Opistotic	Supraoccipital	Epiotic	Splenial	Articular
326	B	B	B	B	B	B	B	B	B	B	B	B	B	B	B	B	B	B	B	B	B	B	B	B	B	B	B	NA		
355	B	B	B	B	B	B	B	B	B	B	B	B	B	B	B	B	B	B	B	B	B	B	B	B	B	B				
349	B	B	B	B	B	B	B	B	B	B	B	B	B	B	B	B	B	B	B	B	B	B	B	B	B					
512	B	B	B	B	B	B	B	B	B	B	B	B	B	B	B	B	B	B	B											
502	B	B	B	B	B	B	B	B	B	B	B	B	B	B	B	B	B	B												
505	B	B	B	B	B	B	B	B	B	B	B	B	B	B	B	B	B													
515	B	B	B	B	B	B	B	B	B	B	B	B	B																	
514	B	B	B	B	B	B	B	B	B	B	B	B																		

Supple. 8. Ontogenetic states for ossified elements in *Coturnix coturnix japonica*, cranial elements. Abbreviations as in Supplemental material 1.

PIMUZ lab#2009CM	Clavicle/furcula	Humerus	Radius	Ulna	Metacarpale	Femur	Tibiotarsus	Metatarsals	Fibula	Scapula	Illium	Dorsal ribs	Coracoid	Phalanges (pes)	Pubis	Phalanges (manus)	Ischium	Cervical centrum	Thoracal centrum	Cervical vertebral arch	Cervical rib	Thoracal vertebral arch	Synsacral centrum	Sternal ribs	Sternum	Synsacral transverse processes	Caudal centra	Caudal neural arches	Pygostyle	Processus uncinatus	Patella
323	B	B	B	B	B	B	B	B	B	B	B	B	B	B	B	B	B	B	B	B	B	B	B	B	B						
377	B	B	B	B	B	B	B	B	B	B	B	B	B	B	B	B	B	B	B	B	B	B	B								
355	B	B	B	B	B	B	B	B	B	B	B	B	B	B	B	B	B	B	B												
349	B	B	B	B	B	B	B	B	B	B	B	B	B	B	B	B	B														
321	B	B	B	B	B	B	B	B	B	B	B	B	B	B	B	B	B														
512	B	B	B	B	B	B	B	B	B	B	B	B	B	B	B																
505	B	B	B	B	B	B	B	B	B	B	B	B	B	B																	
502	B	B	B	B	B	B	B	B	B	B	B																				
515	B	B	B	B	B	B	B	B	B																						
514	B	B	B	B	B	B	B	B																							

Supple. 9. Ontogenetic states for ossified elements in *Coturnix coturnix japonica*, postcranial elements. Abbreviations as in Supplemental material 1.

PIMUZ Ish#2009CM	Squamosal	Pre-frontal	Nasal	Pre-maxilla	Maxilla	Palatine	Pterygoid	Jugal	Quadratojugal	Dentary	Supraangular	Angular	Clavicle/furcula	Humerus	Radius	Ulna	Metacarpale	Femur	Tibiotarsus	Metatarsals	Ceratobranchial	Fibula	Exoccipital	Parasphenoid rostrum	Frontal	Quadrate	Scapula	Ilium	Prootic	dorsal ribs	Coracoid	phalanges (pes)	Prearticular	Pubis	Basioccipital	Parasphenoid lamina	Parasphenoid ala	Parietal	Vomer	Scleral ring	phalanges (manus)	Ischium	Opistotic	Cervical centrum	Thoracal centrum	Supraoccipital	Epiotic	Splenial	Articular	Cervical vertebral arch	Cervical rib	Thoracal vertebral arch	Synsacral centrum	Synsacral transverse processes	Caudal centra	Caudal neural arches	Pygostyle	Processus uncinatus	Sternal ribs	Sternum	Patella
355	B	B	B	B	B	B	B	B	B	B	B	B	B	B	B	B	B	B	B	B	B	B	B	B	B	B	B	B	B	B	B	B	B	B	B	B	B	B	B	B	B	B	B	B	B	B	B	B	B	B	B	B	B	B	B	B	B	B	B	B	B	B
349	B	B	B	B	B	B	B	B	B	B	B	B	B	B	B	B	B	B	B	B	B	B	B	B	B	B	B	B	B	B	B	B	B	B	B	B	B	B	B	B	B	B	B	B	B	B	B	B	B	B	B	B	B	B	B	B	B	B	B	B	B	B
512	B	B	B	B	B	B	B	B	B	B	B	B	B	B	B	B	B	B	B	B	B	B	B	B	B	B	B	B	B	B	B	B	B	B	B	B	B	B	B	B	B	B	B	B	B	B	B	B	B	B	B	B	B	B	B	B	B	B	B	B	B	B
505	B	B	B	B	B	B	B	B	B	B	B	B	B	B	B	B	B	B	B	B	B	B	B	B	B	B	B	B	B	B	B	B	B	B	B	B	B	B	B	B	B	B	B	B	B	B	B	B	B	B	B	B	B	B	B	B	B	B	B	B	B	B
502	B	B	B	B	B	B	B	B	B	B	B	B	B	B	B	B	B	B	B	B	B	B	B	B	B	B	B	B	B	B	B	B	B	B	B	B	B	B	B	B	B	B	B	B	B	B	B	B	B	B	B	B	B	B	B	B	B	B	B	B	B	B
515	B	B	B	B	B	B	B	B	B	B	B	B	B	B	B	B	B	B	B	B	B	B	B	B	B	B	B	B	B	B	B	B	B	B	B	B	B	B	B	B	B	B	B	B	B	B	B	B	B	B	B	B	B	B	B	B	B	B	B	B	B	B
514	B	B	B	B	B	B	B	B	B	B	B	B	B	B	B	B	B	B	B	B	B	B	B	B	B	B	B	B	B	B	B	B	B	B	B	B	B	B	B	B	B	B	B	B	B	B	B	B	B	B	B	B	B	B	B	B	B	B	B	B	B	B

Supple. 10. Ontogenetic states for ossified elements in *Coturnix coturnix japonica*, complete skeletons. Abbreviations as in Supplemental material 1.

specimen	Femur	Humerus	Radius	Tibia/Fibula	Ulna	Metatarsal	Supraangular	Pterygoid	Dentary	Premaxilla	Parasphenoid lamina	Angular	Maxilla	Palatine	Parasphenoid rostrum	Quadratojugal	Squamosal	Ceratobranchial	Metacarpal	Nasal	Scapula	Vomer	Coracoid	Furcula	Ribs	Splenial	Exoccipital	Parasphenoid ala	Basioccipital	Frontal	Parietal	Quadrate	Phalanges manus	Phalanges pes	Ilium	Pubis	Cervical vertebrae	Ischium	Thoracal vertebrae	Caudal vertebrae	Synsacral Vertebrae
2008.132_CM	B	B	B	B	B	B	B	B	B	B	B	B	B	B	B	B	B	B	B	B	B	B	B	B	B	B	B	B	B	B	B	B	B	B	B	B	B	B	B	B	B
2008.50_CM	B	B	B	B	B	B	B	B	B	B	B	B	B	B	B	B	B	B	B	B	B	B	B	B	B	B	B	B	B	B	B	B	B	B	B	B	B	B	B	B	B
2008.49_CM	B	B	B	B	B	B	B	B	B	B	B	B	B	B	B	B	B	B	B	B	B	B	B	B	B	B	B	B	B	B	B	B	B	B	B	B	B	B	B	B	B
2008.79_CM	B	B	B	B	B	B	B	B	B	B	B	B	B	B	B	B	B	B	B	B	B	B	B	B	B	B	B	B	B	B	B	B	B	B	B	B	B	B	B	B	B
2008.34_CM	B	B	B	B	B	B	B	B	B	B	B	B	B	B	B	B	B	B	B	B	B	B	B	B	B	B	B	B	B	B	B	B	B	B	B	B	B	B	B	B	B
2008.127_CM	B	B	B	B	B	B	B	B	B	B	B	B	B	B	B	B	B	B	B	B	B	B	B	B	B	B	B	B	B	B	B	B	B	B	?	B	B	B	B	B	B
2008.33_CM	B	B	B	B	B	B	B	B	B	B	B	B	B	B	B	B	B	B	B	B	B	B	B	B	B	B	B	B	?	B	B	B	B	B	B	B	B	B	B	B	B
2008.77_CM	B	B	B	B	B	B	B	B	B	B	B	B	B	B	B	B	B	B	B	B	B	B	B	B	B	B	B	B	B	B	B	B	B	?	B	B	B	B	B	B	B
2008.76_CM	B	B	B	B	B	B	B	B	B	B	B	B	B	B	B	B	B	B	B	B	B	B	B	B	B	B	B	B	B	B	B	B	B	B	B	B	B	B	B	B	B
2009.26_CM	B	B	B	B	B	B	B	B	B	B	B	B	B	B	B	B	B	B	B	B	B	B	B	B	B	B	B	B	B	B	B	B	B	?	B	B	B	?	B	?	?
2008.51_CM	B	B	B	B	B	B	B	B	B	B	B	B	B	B	B	B	B	B	B	B	B	B	B	B	B	B	B	B	B	B	B	B	B	B	B	B	?	B	?	B	B
2008.52_CM	B	B	B	B	B	B	B	B	B	B	B	B	B	B	B	B	B	B	B	B	B	B	B	B	B	B	B	B	B	B	B	B	B	B	B	B	B	B	B	B	B
2009.23_CM	B	B	B	B	B	B	B	B	B	B	B	B	B	B	B	B	B	B	B	B	B	B	B	B	B	B	B	B	B	B	B	B	B	B	B	B	B	B	B	B	B

Supple. 11. Ontogenetic states for ossified elements in *Taeniopygia guttata*, complete skeletons. Abbreviations: B, mineralized bone as detected by alizarin red staining; ?, missing data.